

Fair Entry Information Packet

Everything you wanted to know to get you through Fair!

The Extension Office has designated the week of June 27 - July 1 as Drop-Off Week, but Fair paperwork can be turned in any time up to July 5 at 6 PM.

Reminder, the Office will be closed Monday, July 4

PLEASE READ CAREFULLY

- Due by July 5 4-H Pre-Registration Fair Sign-Up Forms
- Due by July 5 4-H Permanent Record and Project Records
- Due by July 5 4-H Club Pen & Stall Requests from Leaders
- Due July 15 Fair Camping Form due to Fairgrounds
- Due July 20 Fashion Review Registration

Enclosed in this packet:



- What's New for Fair 2011?
- General Fair Information
- Contest Info
- Animals at Fair
- State Fair Information
- Fair Schedule
- Scenario Sheets
- Fair Camping Application
- Fair Booster Form
- Fair Pre-Registration Forms
- Record Book Check Form

**Don't miss the
Fair Pre-Registration due date of
July 5!
Forms Enclosed**

May 17, 2011

TO: 4-H Club Members and Leaders
FROM: Sandra Carlson
4-H Coordinator
SUBJECT: **Pre-Registration Forms & Fair Entry Information Packet**

This packet was put together to hopefully answer most of your Fair questions. All 4-H project pre-registration forms are enclosed. In filling out your pre-registration forms keep in mind you need to **pre-register for ALL animal, shooting sports and a few selected hall classes**. We ask that you work closely with your leaders so the forms are filled out correctly.

The completed forms are due to the Extension Office no later than 6 PM on July 5. Permanent Records & Project Records for projects being entered into Fair are also due at that time. Call or visit the Extension Office if you have pre-registration questions.

Fair Pre-Registration

1. We are asking each key club leader to hold a meeting to work on each member's pre-registration materials. Please help your members fill out the forms correctly. It is the club member's responsibility to make sure they have submitted their pre-registration materials into the Extension Office by the deadline. (We will accept the pre-registration forms from leaders, members, parents or guardians.)
2. **No Late Registration Materials Will Be Accepted**
3. Exhibitor's Guides provide class numbers needed for completing your Pre-Registration Forms. They are available at the Extension Office as well as local stores, (Brim's, Granny Patti's, Warrenton Les Schwab and Lyle's in Seaside). They are also available online at <http://extension.oregonstate.edu/clatsop/clatsop-county-fair-4-h-info>.

What's New for Fair 2011

Changes or New Additions

Pick Up Times for Fair Entrance Wristbands for Members/Leaders

Due to the Extension Office being closed Fair week, wristbands are available for pick up:

- July 5-27 at the Extension Office, Monday – Friday, 8 AM – 4:30 PM
- at Fair Sunday, July 31 from 12 Noon – 8 PM
- at Fair Monday, August 1 from 8 AM – 8 PM

You will only receive ONE plastic wristband for the week, if you lose your wristband, you pay general admission daily. Also, if you do not pick up your wristband during the times noted above, you will need to pay the daily admission fee to get to our Fair office to receive your wristband.

Wristbands are only available to 4-H members & leaders, this gets them in to Fair free all week.

Express Interview Judging

Last year I heard many concerns that members had to wait too long for Interview Judging. So, this year we are trying **Express Interview Judging!**

- Those with 1 – 3 projects are encouraged to interview with the judge from Noon to 2:00 PM. This will hopefully allow for quicker turn-around. From 2:00 PM – 6:00 PM anyone can come and interview with the judge.
- Horticulture does not do interview judging on Sunday, so you can enter at anytime.
- Members may check in their projects any time Noon to 6 PM, however, Interview Judging times are the ones changing this year.

We only have the funds to hire 4 judges for all the static (Hall) categories. I know this makes it difficult and often time consuming for members, but until additional money becomes available for additional judges, this current situation exists.



Delivering Animals - All "Market" Animals are required to be entered on Sunday, July 31, 10 AM - 8 PM. All Breeding Animals, Dairy Animals or Horse exhibits can enter on Sunday, but must be entered by Monday August 1, 8 AM - 5 PM. **ALL animals must be in place by 5 PM Monday.**

Animals - No overnight pens or tie-outs will be allowed outside the barn.

Goat horns - Animals with horns are not permitted. Fiber goats, meat goats and Dorset sheep are allowed only if horns are tipped or capped. No scurs over 1/4" allowed on any dehorned animal.

Dogs - Must have Rabies, DHLPP (Distemper, Hepatitis, Leptosporosis, Parainfluenza), Bordetella and Parvo Virus vaccinations.

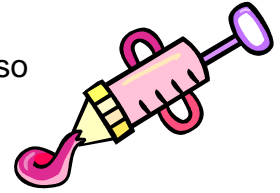
Barn Policy - The barn will be opened in the evenings, after the shows, for a **limited** time. There will be an adult staff member on premise during this time. We ask that everyone who is in the barn to please be respectful of other exhibitors' animals and property at all times, not just in the evenings.

Non-exhibitors will not be allowed in the barn after the Fairground closes at 9 PM to the public. We ask that all members leave the barn promptly when asked to do so by staff and/or volunteer when it is time to close the barn for the night.

What's New for Fair 2011, cont.

Photography - Foam core or rigid cardboard is acceptable as a backing board for mounting **if** it does not show. No date imprints are allowed on photos. Picture hangers will be available at entry day.

Cake Decorating - This category is now being offered as a State Fair project, so the whole section has changed to follow the State Fair guidelines. See the Exhibitor Guide for information.



Educational Displays - Last year, the members were able to enter ONE educational display in the each of the following categories: Animal Science, Home Economics, Expressive Arts, Natural Resources, Horticulture, Engineering, Citizenship/Leadership, Other. **This year, the State Fair changed their rules to be:**


State Fair

- **Junior**-can only enter one
- **Intermediate**-can only enter one
- **Senior**-can only enter one
- **Club**-can only enter one

County Fair - Members have the option of entering 3 Educational Displays under the same class number. Each display should have a different project theme:

- **Junior**-can enter up to 3 using number 214 100 001
- **Intermediate**-can enter up to 3 using number 214 100 002
- **Senior**-can enter up to 3 using number 214 100 003
- **Club**-can enter 1 using number 214 100 004

A member will only be able to enter one Educational Display in their division for State Fair which means they may have to choose one if more than one is selected for State Fair at the county level.



Fiber Arts - Loom Weaving, *County Only Classes, You may enter the class 3 times.

260 100 111*Junior, Up to three additional woven items

260 100 112*Intermediate, Up to three additional woven items.

260 100 113*Senior, Up to three additional woven items.

Fiber Arts - The definition of the Patchwork Quilts, using kits (261 100 75_) and Patchwork Quilts, no kits (261 100 76_) have changed. Please read these carefully in the Exhibitor Guide to assure you enter your item in the correct class.

Clatsop County 4-H Fair Information
 Sunday, July 31 - Saturday, August 6, 2011
 Theme: *Showtime* Colors: *Blue & Silver*

It is time for all 4-H'ers to start working on their entry forms for the Fair. Please read this handbook and the county Exhibitor Guide for instructions, (Exhibitor Guide available mid-May at the Extension Office, Brims, Granny Patti's, Lyle's in Seaside and Warrenton Les Schwab).

2011 Clatsop County 4-H Fair Timeline

Please note:

- Not all judged 4-H activities occur during the week of Fair.
- 4-H Pre-Registration/Entry Forms are enclosed in this packet. Complete the 4-H Fair Entry Form and turn it into the Extension Office by July 5.
- 4-H exhibits need to be brought to the Fairgrounds according to the schedule below.
- The term "*interview-judging*" means that the judge will look at the exhibits along with the 4-H member and ask questions and make suggestions, so allow time for that. Interview judging is optional, but is part of the learning process for the 4-H member.

June 27 - July 5	DUE: Pre-Registration/Fair Entry Forms & Record Books due to Extension Office (office closed Monday, July 4)
	DUE: Club Pen & Stall Forms (<i>leaders will submit these</i>)
July 5-27	Wristbands available for pick up at Extension Office, Mon – Fri, 8 AM – 4:30 PM
July 12	Superintendent's Meeting, 7 PM, 4-H Club House
July 15	DUE: Fair Camping Application to the Fairgrounds office
July 24	Fair Pen Set-up at Fairgrounds, Indoor Arena, 12 Noon
July 27	Fashion Revue , 5:30 PM, 4-H Club House
July 31	Enter HALL exhibits, Noon to 6 PM, Interview Judging
	Express Interview Judging (3 items or less) 12 Noon – 2:00 PM Interview Judging Others 2:00 PM -6:00 PM
	Stall Decorating begins
	Enter: Mandatory entrance of Market Auction Animals, 10 AM - 8 PM (optional for other animals)
	Pick up admission wrist bands at 4-H Fair office, 12 Noon – 8 PM
August 1	Enter BREEDING & DAIRY ANIMALS, as well as HORSE, 8 AM - 5 PM
	Market Animal Weigh-In, 7 AM – 5 PM.
	Market Animal Health Record/COOL due at scale before you cross the scale
	All Animal (<i>including Horse</i>) Exhibitor Meeting-(senior awards), 6:30 PM
	Small Animal Market Project Weigh-In at Small Animal arena following meeting
	Last day to pick up admission wrist bands at 4-H Fair Office, 8 AM – 8 PM
August 2	Opening Day of Clatsop County Fair! (Fair admission wristbands or passes are required for entry into Fairgrounds)
	DUE: In 4-H Office 8:30 AM: Rate of Gain sheets for all Market Animals
	Judging Contests and Flower Arranging Contests
August 6	Special Fair Awards and Parade of Champions, 2:30 PM
	Beef BBQ, 2:00 - 5:30 PM
	Auction Begins, 6 PM
August 7	Release Hall Exhibits, 6 AM -10 AM
	Release ALL Animals, 6 AM - Noon



GENERAL INFORMATION

Pre-Registration Forms Due – All 4-H animal and shooting sports members including Cloverbud members wishing to exhibit at County Fair must turn in a completed Pre-Registration Form listing the exhibits they plan to bring to Fair by **Tuesday, July 5, to the Extension Office by 6 PM**. Static (Hall) items have limited items only that need to be pre-registered. (See static hall exhibit section for more info).

Member Conduct - 4-H members participating in Fair are expected to abide by the “*4-H Activities Code of Conduct*”. Each member participating in Fair must have one on file signed by parent and member.

Parent & Leader Responsibility - 4-H members are ultimately the responsibility of their parent/guardian throughout Fair. The role of the 4-H leader is to provide advice and guidance to the 4-H member about their 4-H project(s), to help supervise 4-H areas at the Fairgrounds and to help supervise members while they are participating in 4-H events. Parents: Please make sure to coordinate pick-up time for your child in the evenings – leaders are tired and have put in a full day!

Member/Leader Fair Passes – Due to the Extension Office (downtown location) being closed Fair week, free Fair admission wristbands for 4-H members & leaders should be picked up:

- July 5 – July 27 at the Extension Office, Monday – Friday, 8 AM – 4:30 PM
- at Fair Sunday, July 31 from 12 Noon – 8 PM
- at Fair Monday, August 1 from 8 AM – 8 PM

4-H members/leaders will receive only ONE wristband for the week. 4-H members & leaders without wristbands will be charged admission after the Fair begins on Tuesday. Also, if you do not pick up your wristband during the times noted above, you will need to pay the daily admission fee to get to our Fair office to receive your wristband. There are no Fair passes for anyone other than leaders & members.



Cloverbud Members – Just a reminder, the 4-H Cloverbuds (K-3) members that were enrolled by April 29 can bring many projects to Fair. First you need to know that when they sign up for the Cloverbud project, they are enrolled in general 4-H. So, for Fair they can bring any hall projects such as art, fiber art, food, cake decorating, sewing, canning, knitting, crocheting, horticulture, educational display, woodworking, photography, entomology, geology, creative writing, table setting and more. They will follow the Exhibitor Guide and pre-register for the class numbers they plan on bringing to Fair (Most hall exhibits do not need pre-registration. Those that do are computer, flower arranging, table setting, videography, creative writing and economics/business). At the end of the class number on the Fair Entry Form you will find a space that is to be filled in (for example class number 51177000__). For the K-3 members, **you will leave this line blank**. Cloverbud (K-3) members cannot show livestock, horses or dogs (state rule).

Cloverbud members may bring Small Animals and Pocket Pets to Fair in an exhibition event if you have been working with a leader in these projects. These will be shown on Friday evening from 6 PM – 8:30 PM. Participation ribbons will be awarded. Record Books are not required for K-3 members.

General Info, cont.

Fashion Revue

July 27, 5:30 PM - 8 PM at the 4-H Club House and public appearance at Fair on Saturday, August 6, Noon. 4-H members must attend both events to be eligible for premiums and State Fair consideration.

The 4-H Fashion Revue is an opportunity for you to model your knitting, crocheting and clothing projects. There is also an “Off the Rack” class where the youth do not have to sew anything. Modeled items can be purchased from a store and they don’t even have to be new. Participants need not be enrolled in the clothing project to participate in the Off-the-Rack classes. Registration is due by July 20. Participants gain self-confidence and poise.



Project Records/Permanent Record – Project records are required for all projects you are taking to Fair and need to be turned in to the Extension Office by the July 5 deadline along with your Permanent Record. We will accept them any time prior to this date as well. Your Permanent Record must include at least 1 community service project, 1 leadership activity, 1 presentation and 1 4-H activity outside of Fair (OR any combination of 6).

Record Books – Record books will be used to break ties when awarding medallions, trophies and special awards. This applies to 4-H exhibits, shows and contests. Members are asked to have their Project & Permanent Records available at Fair. Judges or Superintendents may ask to see your record book at any time.



Graduating Seniors – The Clatsop Co. 4-H Leaders Association gives each graduating senior a departing gift. These will be given out Monday night 6:30 PM at the All Exhibitor’s Meeting. The 4-H Leaders Assoc., Mitch Groat and Herb Howell scholarships will be awarded Saturday afternoon at the Special Fair Awards.

Quiz Bowl Machine

Remember the office has a Quiz Bowl machine that can help you prepare for fair. Call the office to reserve it for one of your meetings.

Project Kits

As you continue preparing for the judging contests, remember we have the animal project kits available for your use. Because we use them for the contests, we ask that they are **returned to our office by July 15** so we can make up the judging contests as needed.

General Info, cont.

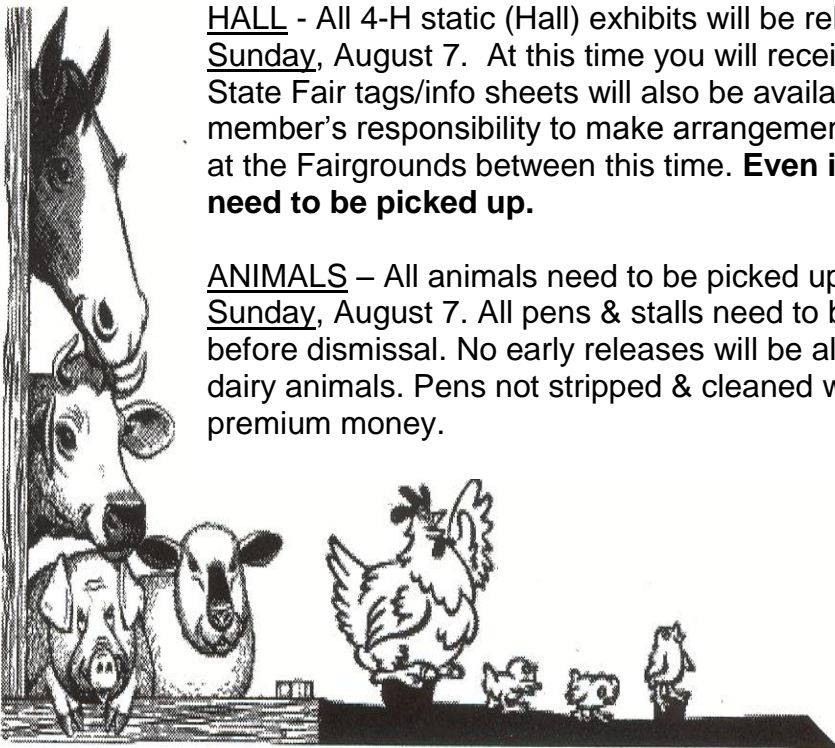
Camping at Fair – If you are interested in camping at Fair, the application is included in this packet. There must be a responsible adult leader or parent present at ALL camp sites. No person under the age of 21 is allowed to camp independently. There is a strict no alcohol policy. The application deadline to reserve your spot is **July 15**. The application is to be returned to the Fairgrounds Office, not the Extension Office. Application included in this packet.

Fair Booster Packages – Fair Booster Packages are available from the Fairgrounds Office. Prices are \$45 for 2 buttons, \$65 for 3 buttons and \$80 for 4 buttons. One (1) Booster Button is good for 5 passes to get in. You may use passes for your whole family on one day or just for one person to get in for five days. It's up to you how you use them. Example: Pay \$45 for 2 Buttons and get entrance for 2 people for 5 days or 10 people for 1 day. Either way you are getting a total of 10 admissions. Booster Form attached to this packet.

Exhibit Release –


HALL - All 4-H static (Hall) exhibits will be released from 6 AM – 10 AM on Sunday, August 7. At this time you will receive your judges score sheets. State Fair tags/info sheets will also be available that morning. It's the member's responsibility to make arrangements for exhibits to be picked up at the Fairgrounds between this time. **Even items selected for State Fair need to be picked up.**

ANIMALS – All animals need to be picked up between 6 AM - 12 Noon on Sunday, August 7. All pens & stalls need to be stripped and cleaned before dismissal. No early releases will be allowed except for designated dairy animals. Pens not stripped & cleaned will be subject to loss of premium money.



CONTESTS at Fair

Tuesday has been designated as Judging Day for Livestock, Horticulture, Poultry/Rabbit/Cavy and the Horse Judging Contest written exam, as well as Flower Arranging. The contests are spread throughout the day in hopes of allowing anyone to participate. Judging Contests are open to all members. You do not need to pre-register for any judging classes.



- Livestock Judging Contest (**Tuesday, 9 AM – Noon**) will consist of classes of sheep, beef, swine, ID classes for breeds, meat cuts and grains. (Oral reasons will be optional for all members, but score will reflect your decision.) Only those livestock members with other 4-H duties at that time will be excused from this contest.
- Horse Judging Contest (2 days) begins at **9 AM on Tuesday** with the written exam and the conformation and oral reasons judging at **4 PM on Thursday**.
- Flower Arranging Contest is a timed contest that starts at **12:30 PM on Tuesday**. Each age division will have 20 minutes to complete their work. You must be enrolled in the Horticulture/Home Environment projects to participate in the contest & be pre-registered by July 5. **You need to pre-register for this contest. We ask that everyone bring their own clippers and any flowers you may have in your garden (or your neighbors/friends).**



Cloverbud (K-3) members who **pre-register** will follow the traditional 4th –12th grade members.

- Horticulture Judging Contest will consist of weeds, insects, plants, vegetables, diseases and herbs. The event will be a drop-in event held from **12:00 Noon - 3:30 PM** on Tuesday. Adults are also welcome to challenge themselves by taking the test – come on by and give it a whirl!
- Rabbit/Cavy/Poultry Judging Contest will be held at Fair on Tuesday, **2:30 - 5:30 PM** in the small animal arena. It will consist of classes of poultry, rabbit and cavies and include breed ID, written exam and oral reasons.
- Llama Judging Contest will be held Wednesday at **7 PM**.
- Dog Judging Contest will be held on Thursday **at the end of the show**.
- Dairy Goat Judging Contest will be held Friday morning **from 9 AM – 11 AM**.

STATIC/HALL Exhibits

Labels - Identification labels are required for exhibits in clothing, knitting, crocheting, ceramics, wool, food preservation, educational displays, and all expressive arts. Read the Exhibitor Guide for placement and content of labels. Labels consist of your name, county, and class number, and are used for ID if the exhibit tag comes off.



Exhibit Size - Photographs and Educational Displays both have size requirements. Read your Exhibitor Guide for requirements.

Explanation Cards - An explanation is required for almost all of the hall projects (**consult the Exhibitor's Guide to see if your project requires an explanation card be attached**). Their purpose is to give the judge an idea of the exhibitor's level of experience and knowledge of the project. It is advised to have these filled out ahead of Fair. These can be picked up from the 4-H Office or downloaded from the state website at <http://oregon.4h.oregonstate.edu/projects>, choose your project area, some areas require you click *Project Resources* at the bottom of the page. Also they will be available on entry day. Please make sure these are filled out completely. Judges will not be accepting them if not completely filled out.

Exhibit Tags - All exhibits must have a completed exhibit tag securely attached. These are available at the Extension Office or at Fair check-in. This tag has the class number and member information on it. Again, it is advised to fill these out ahead of time if possible.

Pre-Registration - Once again, only a few hall items need to be pre-registered. These are computer, flower arranging, table setting, videography, creative writing and economics/business. All other hall (static) exhibits may be brought to entry day on Sunday without being pre-registered. However, the member **must** be in the project area and have turned in a record for the project area by July 5th. Please read through the Exhibitor Guide and determine the class number prior to entry day. Call the office you have questions on a class number.

Delivering Static (Hall) Exhibits & Interview Judging - Members should bring all non-animal projects including eggs and wool to the west side of the Exhibit Hall on Sunday, July 31 from Noon to 6 PM. Judges will be available for interview judging on all items except creative writing, forestry, horticulture, eggs and wool. These will be judged on different days. When you enter your project with the clerk they will give you a number (example: Clothing 2, or Art 10). All those members waiting will be seated in a general waiting area. You will be called up by your number as needed by each judge. When you finish judging (example: clothing), you will go back to the general waiting area until (Art 10) is called. **Noon – 2:00 PM will be Express Interview Judging for members with 1 – 3 items.** Anyone may check in from 2 – 6 PM, however, be aware that the line might be longer.

Just a reminder: Some members may bring 10 things up for one judge to look at. This does take time. Please remember to be patient. If the judge takes the time with other members, they will also take time with you. Your consideration of others will be greatly appreciated! Remember to remove your hat and take out your gum before visiting the judge!

INTERVIEW JUDGING

12 Noon – 2 PM

2 – 6 PM

Express Interview Judging (1-3 items)

Anyone, as well as those with 3+ items to enter & interview judge

Static/Hall Exhibits, cont.

Foods/Food Prep – Members should know nutritional information of the items they make. When entering food preservation items, the member should be able to tell the judge about the PROCESS they went through to complete the exhibit. And remember, experienced members should be challenging themselves and making more challenging projects.

- Food Recipes - Recipes must be included for food exhibits. Put your recipe on the “4-H Foods Exhibit Recipe Card,” which is available at the Extension Office. When selecting your recipe format please refer to the publication “*Choosing and Using Recipes*” (4-H 93112). Fair staff will put your recipe in a page protector sheet and place it in our recipe collection notebook.
- Quick Bread – There are two different classes for QUICK BREADS. One is made with liquid oil added to the dry ingredients (**muffin method**) and the other is where the fat is semi-solid (**shortening-biscuit method**) and is cut into the dry ingredients. Be sure to look at your recipe and fill out your paperwork for the right class.

Canning – Fair exhibit explanation cards need to reference the source. If using the Ball Blue Book, the 2006 & 2009 versions are accepted. Anything prior to those versions is not accepted.

Herbs - There is an information sheet available in the Extension Office for those exhibiting Herbs at the Fair. It focuses on how to select and prepare your exhibit.

Art Projects – There are two classes of art; Original and Non-Original. Original is where you do everything yourself, no stamps or patterns are used. Non-Original is where you have used pre-made elements to complete your entry such as rubber stamps, pattern design, etc.

Be sure to read the requirement for each project very carefully prior to coming to Fair. If you have questions about a class, call the office.




Exhibit Release

HALL - ALL 4-H static (Hall) exhibits will be released from 6 AM – 10 AM on Sunday, August 7. At this time you will receive your judges score sheets. It's the member's responsibility to make arrangements for exhibits to be picked up at the Fairgrounds between this time. Even items going to State Fair need to be picked up. State Fair tags will also be available on Sunday.

ANIMAL SCIENCE – General

Pen, Stall, Cage Requests: 4-H key club leaders will pick up Club Pen & Stall Request Forms from the Extension Office after June 7. These leaders will indicate the number of stalls, pens or cages needed on the specific form. Please plan to pen animals together when possible. Do not include tack space. You are not guaranteed the amount of space requested. The Superintendent will do their best to accommodate your requests. Each club leader should fill out one form per species for the entire club. Club Pen and Stall Request Forms are due to the Extension Office 6 PM on July 5.



Delivering Animals: All Market Animals are required to be entered on Sunday, July 31, 10 AM - 8 PM. All Breeding Animals, Dairy Animals or Horse exhibits can enter on Sunday, but must be entered by Monday August 1, 8 AM - 5 PM. **ALL animals must be in place by 5 PM Monday.**

Vet Checks:

Erysipelas - All pigs (breeding & market), must be vaccinated for Erysipelas before coming to Fair (this means 2 shots given). The Market Auction Committee gave one shot at Spring Weigh-In. Check with your producer to get documentation of the first shot. If you are unable to get this info, you need to contact a veterinarian. Withdrawal times must be met. Please call the Extension Office at: 503-325-8573 if you have any questions.

Horses - Horses must be inoculated for flu, tetanus, West Nile Virus, and rhino pneumonitis upon entry. Inoculations must be current. Horse members should be prepared to show evidence that these vaccines have been administered.

Dogs - Members bringing their dogs to County Fair are required to have their dogs currently vaccinated against Rabies, DHLPP (Distemper, Hepatitis, Leptosporosis, Parainfluenza), Bordetella and Parvo Virus. No health certificate is required. However, if a dog has a visible skin or physical problem, a certificate from a veterinarian is required indicating that the condition is not contagious nor harmful to the dog or other dogs during competition.

Small & Large Animals - Health checks will be conducted - Animals with obvious signs of disease and/or internal or external parasites will be sent home and must be quarantined from all other animals until removed.

Eggs and Wool: These items should be entered on Sunday with the static (Hall) exhibits. Contact the Extension Office for special circumstances.

Meetings at Fair: Monday night at 6:30 PM is an “*All Animal Exhibitor Meeting*” in the indoor arena. This is a **mandatory** meeting for all animal members. Senior awards will be given out at this meeting. Each morning at 8:30 AM there is an Animal Exhibitor Meeting.

Barn Policy

The barn will be opened in the evenings, after the shows, for a **limited** time. There will be an adult staff member on premise during this time. We ask that everyone who is in the barn to please be respectful of other exhibitors' animals and property at all times, not just in the evenings.

Non-exhibitors will not be allowed in the barn after the Fairgrounds closes at 9 PM to the public. We ask that all members leave the barn promptly when asked to do so by staff and/or volunteer when it is time to close the barn for the night.

Animal Science – General, cont.

Showmanship Show Attire Guidelines

By now all 4-H members should be aware of what constitutes appropriate attire when participating in showmanship at County Fair. Just in case anyone missed it...

“All exhibitors should be neat and clean with their hair combed. Shorts, hats, (except cowboy), sandals and tank tops and T-shirts depicting drug, alcohol, and tobacco products or containing inappropriate language are not allowed in the show ring. No revealing clothing will be allowed at any time...”

Let's put it even plainer...



- Guys and gals . . . wash your hair.
- Girls with long hair should tie it back and bangs should be out of the eyes.
- Wear closed-toed shoes that stress safety. Ever had a steer or even a sheep step on your foot in the ring? Enough said.
- Good rule of thumb...if your shirt contains any writing on it at all, other than the 4-H or FFA emblems, don't wear it.
- No one wants to see cleavage. Front or rear. Check yourself out in the mirror at home wearing your showmanship duds. Bend over. Is something showing that shouldn't be? If so, find a different outfit.
- Your cow may chew its cud, but no kids with chewing gum please!

Showmanship is stressful enough. It's so much easier to relax and do your best when you're not worried about hiking up your baggy jeans or pushing your hair out of your eyes.

Conformation dress should be the same as Showmanship dress.

Showmanship: All animal members must do showmanship class at County Fair.

Herdsmanship: Judging of Herdsmanship will be from 9:15 AM to 6 PM Tuesday through Saturday morning.

Bedding for Fair: We will be getting the same amount of chips as last year, so use the chips sparingly so we do not run out. The straw will also be the same as last year. If either of these types of bedding is not to your liking, please feel free to bring your own.



4-H/FFA Members: 4-H members who are also FFA members must not show the same animal in both programs. Members must use an animal that they exhibited in the 4-H division for their 4-H showmanship class. Only animals that were shown in the 4-H division at County Fair are eligible to be shown at the State Fair in the 4-H division.

Dog Crate Rule for Fair: All youth exhibiting dogs in the Clatsop County Fair are asked to keep their animals in a crate or approved holding pen. Safety is a concern anytime you have the public coming through shows and show areas. If you don't have a crate, you may ask your club leader or other clubs to see if you can borrow one, but do so prior to Fair.

Pullorum Testing: The Oregon State Department of Agriculture has required all classes of poultry, regardless of source of stock, to be tested for Pullorum at the County Fair.

Animal Exhibit Release

ANIMALS: All animals need to be picked up between 6 AM and Noon on Sunday, August 7. All pens & stalls need to be stripped and cleaned before dismissal. No early releases will be allowed except for designated dairy animals. Premiums will be withheld if you do not adhere to these rules.

ANIMAL SCIENCE – Market Animals

Market Animals: All members must turn in their Clatsop County Market Animal Health Record(s) with COOL Affidavit to the scale before they are allowed to cross for final weigh-in. Beef animals must also submit a transportation certificate and brand inspection form (E-slip).

The Clatsop County Junior Market Auction Association is responsible for the Market Animal Rules and for conducting the Market Auction.

Sheep and Goat Information: Regulations have been developed in hopes of eradicating **Scrapies** in the U.S. Scrapies is a transmissible spongiform encephalopathy (TSE) disorder in sheep and goats.

As of November 19, 2001, all breeding ewes, rams, and lambs, (wethers included); and all dairy, angora, meat, and pygmy goats (under 18 months of age) that will be shown or sold will need to be ear tagged or tattooed with a USDA Scrapies Identification Tag. Stay at home animals do not need to be tagged. Tags and tag applications are free of charge and can be acquired by calling the USDA office in Salem at 866-873-2824. Sellers must provide flock of origin information at time of sale. Records must be retained for five years. All animals must be tagged prior to Fair.

Required Fair Weights for Market Auction Animals:

- Beef – Steer only: 900 lbs. minimum
- Lamb – Ewe or wether: 100 lbs. minimum
- Swine – Barrow or gilt: 210 – 280 lbs.
- Goats – Wether or does: 60 lbs. minimum
- Turkey – Hen (under 1 year): 10 lbs. minimum
Tom (under 1 year): 17 lbs. minimum
- Chicken – Fryer Pen of Three (under 8 weeks): 4 – 6 lbs.
Roaster Pen of Three (8 -16 weeks): over 6 lbs. min.
- Rabbit – Fryer Pen of Three (under 69 days): 3 ½ - 5 lbs.
- Ducks – Pen of Three (less than 12 weeks old): 5 – 8 lbs.
- Geese – Single gander or single goose (less than 20 weeks old):
8 – 15 lbs.
- Squab – Market Pigeon - Pen of 3 (25-35 days) 12oz - 24oz.
(per each bird)



Attention – Small animal market projects: There will be a Small Animal Weigh-In for market animals following the Mandatory All Animal Exhibitor Meeting on Monday, August 1, at Fair in the Small Animal Arena. Rabbit/Cavy and Poultry Health Records are due at the scale at that time.

If time allows, we may weigh-in small animals prior to the 6:30 p.m. All Animal Exhibitor Meeting, otherwise weigh-in will occur as scheduled.

Animal Science – Market Animals, cont.

Bidding on Market Animals by Parents: Exhibitors or their parents may not bid on their own animals, unless to bid in below the market price at that time. Any bid by exhibitors or parents shall not exceed the market price.




Market Auction

Members selling market animals need to have someone watching who buys your animal so you can deliver your Thank You gift easily.

Auction Buyer Appreciation Gifts:

Don't think you need to buy your animal buyer a large gift. This gift should not be about money. A simple thank you card with a sincere hand shake, a plate of cookies with a card, a *small* gift basket (not over \$20) would be appropriate. Maybe you are artistic...you could make a scrapbook card or a small gift. A gift that is handmade means more than anything that can be purchased. Expensive gifts are not appropriate. These buyers are purchasing the animals at an above-market price because they want to support YOU, the youth to help you out financially. They do not want, or assume they will be getting a gift worth \$50 or \$100...that defeats the purpose. Please keep this in mind when you are choosing your gift. And remember, no alcohol beverages can be given from youth.



Swine (Market Animal) Photo Schedule

Clubs scheduled to help with market animal swine photos:

Tuesday

5:00 - 6:00 PM	On the Hoof Livestock
6:00 - 7:00 PM	Walluski Livestock/Shephard's Crook
7:00 - 8:00 PM	Grasshopper Valley Livestock/Pitchforkers
8:00 - 9:00 PM	Westlake Livestock & Stavebolt Livestock
9:00 - 10:00 PM	Makin Bakin



Each time slot needs **5 pig-experienced helpers total & food for the pigs** during photo time.

Animal Science – Market Animals, cont.

Here are a few withdrawal times and general guidelines for commonly used small animal treatments. As with any treatment on an animal intended for human consumption, withdrawal periods must be strictly adhered to:

- Piperazine (liquid wormer): 21 days rabbits; 14 days chickens & turkeys. DO NOT USE IN WATERFOWL.
- Advantage® topical for cats (commonly used on rabbits/cavies): NOT INTENDED FOR USE ON ANIMALS RAISED FOR HUMAN CONSUMPTION.
- Ivermectin: A broad-spectrum anti-parasite medication traditionally used to de-worm, but is effective on other parasites. Injectable has an 8 week slaughter withdrawal for rabbits; therefore NOT SUITABLE for use on FRYER PENS.
- Permethrin (de-louse powders): No withdrawal for rabbits or poultry.
- Sulfadimethoxine: A coccidiostat commonly given to poultry. Chickens and Turkeys - Withdraw 5 days before slaughter. Do not administer to chickens over 16 weeks (112 days) of age or to turkeys over 24 weeks (168 days) of age. Hatch dates are required for poultry on the Health Record.
- Sulfaquinoxaline: A coccidiostat given to chickens, turkeys, and rabbits. Withdrawal for chickens & turkeys is 3 days. Withdrawal for rabbits is 7 days.



Frontline® should never be used on rabbits or cavies as it may cause convulsions and death. According to the manufacturer, Advantix® is not toxic for topical use in rabbits (LD50 2000 mg/kg), but experienced breeders will tell you never to use it on rabbits or cavies. It is important to note that use of products such as Frontline® on rabbits and cavies is an "off label use" and has never been recommended or approved by the manufacturer. This is often the case with most drugs used on small animals.

Please be sure to take extra caution when using a new product on your small animal. When in doubt, ask a veterinarian who has experience working with small animals such as rabbits and cavies or ask a knowledgeable and experienced breeder that you trust. **Remember, for small animals in the Market Auction program, some treatments are not intended to ever be used on animals that are raised for human consumption.**

STATE FAIR

State Fair Dates: August 26 – September 5

Horse State Fair Dates: August 18 - 23

Small and Large Animals - Intermediate and Senior animal science exhibitors that have earned a blue ribbon in either showmanship or conformation/obedience are eligible to show at State Fair. All animal members that plan on showing at State Fair must fill out a State Fair Registration Form in the 4-H Fair Office by Saturday morning at Fair.

Horse - All horse members that plan on showing at State Fair must fill out a State Fair Registration Form in the 4-H Fair Office by Saturday at Fair. At State Fair, showmanship is required of all contestants, but you can only do showmanship once. If you have a performance horse (equitation/driving/ground training), you must show one horse in performance showmanship class. Only gaming contestants who had no horses in performance may show in gaming showmanship class. To qualify for State Fair in showmanship and equitation (hunt seat, saddle seat, or western), contestants must have received a minimum combined score of 170 (in equitation and showmanship) at County Fair and each individual score must be 80 points or higher. In addition, they must have used the same horse in both classes. For members who ride multiple seats, the highest equitation score must be used to determine eligibility. Then if members have received blue ribbons in other seats on the same horse, they may ride those seats as well. There is no maximum or minimum number of contestants a County may send to State Fair.

Static (Hall) Exhibits - Junior, Intermediate and Senior 4-H members are eligible to send static exhibits to State Fair if they were marked "*Selected for State*". The Extension Office will provide new State Fair tags to replace the County Fair tags along with a State Fair check sheet on what requirements are needed for your project (example: clothing--a label with member's name and class number needs to be sewn onto the garment). All Explanation Cards need to be filled out completely.

Please deliver your State Fair static exhibits to the back parking lot of the Extension Office on Monday, August 22 from 7 AM – 10 AM (all but Horticulture & Eggs). Please make sure all tags and needed Explanation Cards are attached. (New tags will be available when you pick up your County Fair exhibit, Sun., Aug. 7.) These will be taken to Salem Mon., Aug. 22.

Horticulture Exhibits - Please deliver your State Fair horticulture exhibits to the Extension Office (inside) on Tuesday, August 23 from 8 AM to 1 PM. Vases will be provided for cut flowers at the State Fair. If you provide a vase or pail that needs to be returned, please label. Make sure you follow guidelines on the sheet provided with the tags. Please make sure all tags and needed Explanation Cards are attached. These will be taken down to Salem that day.

Presentations, Food Contests & Fashion Revue - If you were selected to go to State Fair, we need to know if you plan on attending by Saturday, the last day of County Fair. Transportation to and from State Fair is your responsibility.

Dorms at State Fair - Dorms are available for Int. and Sr. members showing at State Fair. A chaperone from Clatsop County must be designated for them to attend (ratio is 1 – 10). Dorm cards will be available in the 4-H Fair Office. Fill out your dorm cards for State Fair by Saturday, Aug. 6, in the 4-H Office.

State Fair, cont.

Camping at State Fair - All camping at the fairgrounds is run through the Oregon Parks Department; 4-H does not coordinate camping at the fairgrounds. For full information and the most current policies and procedures, see the Oregon State Fair website at www.oregonstatefair.org.

Access to the camping area is through the Lana Avenue gate. Both dry camping and camping with hookups are available. Dry camping is done on a first-come, first-served basis. Information can be found by calling 1-800-833-0011 (the State Fair information line). Information for camping with hookups at the State Fair is done via the Oregon Parks Department's Reservations Northwest at 1-800-452-5687. These 6 spots reserve very quickly, so be sure to make your reservations ahead of time. Typically, the earliest you can make your reservation is July 6.



County & State Fair Questions

County Fair: If you have any questions about filling out your Pre-Registration Forms or other Fair related questions, contact the Extension Office. We are open from 8 AM – 4:30 PM and would be happy to work one-on-one with you to get your questions answered. Call or email us with questions, (503) 325-8573.

Animal Questions (except dog): Jeanette Sampson at jeanette.sampson@oregonstate.edu

All Other Questions: Sandra Carlson at sandra.carlson@oregonstate.edu.

State Fair: If you have questions about the Oregon State Fair schedule/classes, or for general 4-H printed material info check out the State Fair website at <http://oregon.4h.oregonstate.edu/state-fair>

Clatsop County 2011 FAIR SCHEDULE

Entries must be pre-registered by July 5 in order for the project to be shown at Clatsop County Fair (excluding most hall projects). The office will be open until 6:00 p.m. on July 5 to accommodate those with questions.

July 27, 2011

5:30 pm.

SATURDAY, July 30

9:00 – 3:30pm

SUNDAY, July 31

Noon – 6:00 pm

Noon – 2:00 pm

2:00-6:00pm

10am-8:00pm

MONDAY, August 1

8:00 am - 5:00 pm

7:00 am - 5:00 pm

6:30 pm

After Exhibitor Meeting

TUESDAY, August 2

8:30 am

9:00 am-Noon

9:00 am

9:00 am - 2:00 pm

9:00 a.m.-2:30 pm

Noon. -3:30 p.m.

12:30 p.m.

3:30 pm

2:30pm – 5:30pm

2:00 pm-4:00 pm

5:00 pm

Fashion Revue Judging

4-H Club House

Begin Decorating Stalls

Check In for 4-H Hall Exhibits
Express Interview Judging
(3 Item Max for Express Interviews)
Interview Judging
(No Item Limit)

MANDATORY entrance of small and large market animals. (breeding, dairy, horse optional)

Enter Remaining Breeding, Dairy & Horses

Weigh Market Animals
--Market Animal Health Records due

All Exhibitor Meeting (incl. horse)
Mandatory Archery member meeting following all exhibitor meeting

Small Animal Market Animal Weigh In

All Exhibitor Meeting
--Rate of Gain Sheet DUE

4-H/FFA Livestock Judging Contest

4-H Horse Judging: Written Exam, Judging Contest

Archery Tournament

*Llamas/Alpacas-outdoor arena
-Handlers
(Sr., Int., Jr., Nov.)
- Showmanship
(Sr., Int., Jr., Nov.)
-Conformation
-Performance Obstacle Course

4-H Horticulture Judging Contest

4-H Flower Arranging Contest

4-H Horse Show
Trail In Hand, (Sr., Int., Jr., Nov.)

Poultry/Rabbit/Cavy Judging Contest

Swine
-FFA Breeding
-4-H Breeding
-FFA Market
-4-H Market

WEDNESDAY, August 3

8:30 a.m.

9:00 am

9:00 am - 4:00 pm

10:00 am

10:00 am - 2:00 pm

12:00 pm – 3:00 pm

2:00 pm - 9:00 pm

3:00 p.m.

5:00 p.m.

5:30 p.m.

7:00 pm

7:00pm

THURSDAY, August 4

8:30 am

9:00 am

8:30 am - 5:00 pm

All Exhibitor Meeting
Horse Exhibitors meeting with Judge

4-H Horse Show: Dad Potter Trials

Rabbits & Cavy
-FFA Showmanship
-FFA Market
-FFA Conformation (followed by
4-H Showmanship, (Sr., Int., Jr., Nov.)
4-H Market, 4-H Conformation

4-H Horse Show: Driving, Ground Training, (Sr., Int., Jr., Nov.)

Dairy
-Showmanship
FFA followed by 4-H
-Breeding
FFA followed by 4-H
-Replacement Heifer
FFA followed by 4-H

4-H Horse Show:
-Showmanship, Senior (followed by
Int., Jr, Nov.)
-Grand Champion Showmanship

Swine Showmanship
-FFA Swine Advanced (followed by
first year, overall FFA swine showman)
-4-H Swine showmanship (Sr, Int, Jr, Nov)
-4-H Class runoff (Jr, Nov, Int, Sr)
-Overall Jr. Grand Champion Swine Showman (Jr. vs. Nov.)
-Overall Sr. Grand Champion Swine Showman (Sr. vs. Int.)

-First year Rider
-Gaited Horse
-English Pleasure
-English/Western Bare Back

-Horse Working Pairs

Pocket Pets, (Sr., Int., Jr.)

Release of selected Dairy Milk Cows

Llama Judging Contest

-All Exhibitor Meeting
-All Horse Exhibitors Mtg with Judge
4-H Horse Show: Dad Potter Trials

4-H Dog Show
(Obedience & Showmanship
Simultaneously followed by Dog Judging)

THURSDAY, August 4 (Continued)

9:00 am – 3:00 pm	Poultry -FFA Showmanship -FFA Market -FFA Conformation followed by 4-H Showmanship (Sr., Int, Jr., Nov.) 4-H Market, followed by 4-H Conformation	12:30 p.m.-5:30 pm	-Western Pleasure Judge Command 4-H Goat Showmanship 4-H Dairy Goat Showmanship, (Sr., Int., Jr., Nov.) 4-H Meat Goat-Showmanship, (Sr., Int., Jr., Nov.) 4-H Pygmy Goat Showmanship, (Sr., Int., Jr., Nov.) 4-H Fiber Goat and Other, Showmanship (Sr., Int., Jr., Nov.)
10:00 am - 2:00 pm	Market Lambs FFA followed by 4-H Sheep Breeding FFA/4-H Simultaneously		
12:00 p.m.	4-H Horse Show: -Hunter Hack -Hunt Equitation over Fences	2:00 p.m. - 7:00 pm	Sheep -Showmanship, FFA followed by 4-H, (Sr., Int., Jr., Novice)
12:30 pm - 4:00 pm	4-H Horse Show: -English Equitation, Saddle followed by Hunt (Sr, Int, Jr, Nov.) -Grand Champion Immediately following novice in each division -Walk Trot	6:00 pm - 7:00 pm 6:00 pm – 8:30 pm	4-H Horse Show: Non-canter, Costume Class & Gymkhana 4-H Cloverbuds (K-3 rd grade) -Showmanship Exhibition (Rabbits/Cavies/Poultry/Cats/Pocket Pets) -Animal Dress Up
4:00 p.m.	Horse Judging Conformation & Oral Reasons	7:00 pm	Bessy Bingo Followed by Adult Swine Showmanship
2:00 pm - 5:00 pm	Beef -Breeding FFA followed by 4-H		
5:00p.m. - 9:00 p.m.	Goats -FFA All Goat Show 4-H Meat Goat-Market, Breeding (Sr., Int., Jr., Nov.) 4-H Dairy Goat Breeding (Sr., Int., Jr., Nov.) 4-H Pygmy Goat Breeding, (Sr., Int., Jr., Nov.) 4-H Fiber Goat and Other, Breeding (Sr., Int., Jr., Nov.)	<u>SATURDAY, August 6</u> 8:00 am 8:30 am 9:00 am 9:00 am -	4-H Horse Show: Dad Potter Trials -All Exhibitor Meeting -All Horse Exhibitor Meeting with Judge Shot Gun Tournament 4-H Horse Show: -Trail, Senior (followed by Intermediate) -Grand Champion Trail Cat-Showmanship, (Sr., Int., Jr., Nov.) Fashion Revue on outside stage
6:00 pm - 9:00 pm	Beef -Market FFA followed by 4-H	9:00 am - 11:00 am Noon-12:30	
<u>FRIDAY, August 5</u>			
8:30 am	-All Exhibitors Meeting -All Horse Exhibitors Meeting with Judge	1:00 pm	4-H Horse Show: Medallion Class (Followed by Drill Team, Grand Entry & Awards)
9:00 am	4-H Horse Show: Dad Potter Trials	1:00-1:30	Lg./Sm. Animal Costume Contest
9:00 am - 11:00 am	FFA/4-H Goat Judging Contest	1:30-2:00	FFA Awards
10:00 a.m.	4-H Horse Show: Trail, Junior followed by Novice	2:30 pm – 3:30 pm	Special Fair Awards followed by Parade of Champions
8:30 am - 4:00 pm	4-H Rally Dog Obedience Followed by Dog Agility	2:00 pm - 5:30 pm 3:30 pm – 5:30 pm	Beef Barbecue Large Animal Master Showmanship FFA followed by 4-H
10:00 am - 1:00 pm	Beef Showmanship FFA followed by 4-H (Sr., Int., Jr., Nov.)	6:00 pm	Dairy Heifer Replacement Auction (followed by Meat Animal Market Auction)
11:00 am – 12:30p.m.	Small Animal Master Showmanship		
11 am - 5:00 pm	4-H Horse Show: -Western Eq. (Sr., Int, Jr., Nov.) -Immediately followed by Gr. Champ. -Walk Trot	<u>SUNDAY, August 7</u> 6:00 am - Noon 6:00 am - 10:00 am	Release ALL 4-H/FFA Animal Exhibits Release ALL Hall Exhibits

The Chicken Coop

Sponsored by the Clatsop County 4-H Leaders Association


Help at the 4-H Food Booth at Fair:

- Usually each club is asked to work a 3-hour shift
- Money goes to support the general 4-H program

All clubs are expected to work at least one shift

Members are asked to:

- Be able to count back change
- Wash hands before beginning
- Wear clean clothes while serving
- Pull back hair (if necessary)



Wristbands will be available to adult Chicken Coop helpers (*those not already leaders*) prior to Fair during the hours below:

- July 18–July 28 at the Ext. Office Monday – Friday 8 AM – 4:30 PM

OR

at Fair on

- Sun., July 31 12 Noon – 8 PM
- Mon., Aug. 1 8 AM – 8 PM

To get your wristband you need to provide:

- Name
- Club name
- Time of your shift
- Phone number

Hall (Static) Project Scenario for Pre-Registration

Once again, most hall exhibits will not need to be pre-registered (all animal and non-hall projects will need to be pre-registered).

Some hall projects that need space requirements or materials do need to be pre-registered (K-3 members also need to pre-register for these following closes). **Those projects that need pre-registration in the hall area are:**

- Table setting (page 47 of the Exhibitor Guide)
- Business & Marketing (Young Entrepreneur) (page 49 of the Exhibitor Guide)
- Flower Arranging (page 50 of the Exhibitor Guide)
- Computer classes (that require a computer at Fair--page 29 of the Exhibitor Guide)
- Videography (page 49 of the Exhibitor Guide)
- Creative Writing (page 36 of the Exhibitor Guide)

All other Hall (Static) projects can be brought to fair on Sunday without being pre-registered; HOWEVER, you must have signed up for the project by April 29 and turned in your project (& permanent) records by July 5 in order to bring a project in that category to Fair (example: you need to be signed up for art by April 29 and turned in your record to bring a drawing to fair).

So, what does this mean?

...I want to bring a drawing to Fair and I have enrolled in the art project, now what?

- 1) You need to turn in your *Art* records by July 5th.
- 2) You do not need to fill out a pre-registration form.
- 3) The month of July, stop by the Extension Office and pick up exhibit tags and a Fair Exhibitor Guide (or your leader may do this.) Also available online at <http://extension.oregonstate.edu/clatsop/clatsop-county-fair-4-h-info#guide>
- 4) Go through the Exhibitor Guide and find the class number that corresponds with your project (original art drawing and sketching...class number 231 100 011-Junior) Write this on your Exhibit Tag & Explanation card (all items need an exhibit tag and explanation card).
- 5) Explanation cards need to be filled out COMPLETELY for the judge to accept them.
- 6) Bring your items to the Fair on Sunday, July 31.
- 7) Picture hangers will be available at Fair for your convenience.

PLEASE take the time to determine your class numbers PRIOR to Fair.

In order for entry day to run smoothly, class number questions need to be answered AHEAD of time. Some of them may even require a call to the State Office to see what class a project falls under.

INTERVIEW JUDGING

12 Noon – 2 PM
2 – 6 PM

Express Interview Judging (1-3 items)
Anyone, as well as those with 3+ items to enter & interview judge

Animal Project Scenarios for Pre-Registration

1. Swine project

Scenario #1. If you have two male pigs...

You should register for:

- Swine Showmanship (Novice, Junior, Intermediate or Senior class)
- Market Hog

After weigh in, if one is over or under market weight, then you will be responsible to tell the Superintendent to enter the swine into a feeder or overweight class. This would be the only possible class it could go in. If they both make market weight, then your second pig can go home, stay and not be in a class, or be your showmanship pig. *We can easily scratch a class, but we cannot add a class.*

Scenario #2 If you have one male and one female pig...

You should register for:

- Swine Showmanship (Novice, Junior, Intermediate or Senior class)
- Market Hog
- Breeding (Gilt Class) that the female would show in

After weigh in, if the male is going to be your market hog, you can show the female in the breeding class because you signed up for it. If you did not pre-register for the breeding class, then you cannot show in it. If the male is over or under weight, then you will be responsible to tell the Superintendent to enter the swine into a feeder or overweight class. If the female is going to be your market hog, all you have to do is scratch the gilt class as your female can not show in both.

Scenario #3 If you have two female pigs...

You should register for:

- Swine Showmanship (Novice, Junior, Intermediate or Senior class)
- Market Hog if you intend for one of them to be market
- Breeding (Gilt Class) that one female would show in
- Breeding (Gilt Class) if 2nd pig falls into a different age and/or breed category

After weigh in, you will need to tell the Superintendent to scratch whichever breed class your market hog would have been in since it will fit in the market class and not breeding. The other will be in the breeding class.

2. Sheep

Scenario #1. You have Romney, Suffolk and Dorset on your farm. You pre-register for Romney and Dorset classes. The day of fair, you decide you want to bring a Suffolk. You have not registered this breed; therefore, you cannot enter it. You should register for:

- Sheep Showmanship (novice, junior, intermediate or senior class)
- Romney class(es)
- Suffolk class(es)
- Dorset class(es)

We can easily scratch a class, but we cannot add a class.

Scenario #2. You plan on bringing two lambs to fair but you don't know which one will be your market lamb until after weigh-in. If they are both females, you should register for:

- Showmanship
- Market Lamb
- Breeding (appropriate class for breed and age) (List only once if both would fall in the same class.)

After weigh-in, if they both make weight, you will need to decide which one will be your market lamb and let the sheep superintendent know. *We can easily scratch a class, but we cannot add a class.*

-continued-

Scenario #3. You plan on bringing two lambs to fair but you don't know which one will be your market lamb until after weigh-in. You should register for:

- Showmanship
- Market Lamb
- Breeding classes (appropriate class for breed, age, and sex)

After weigh-in, neither lamb meets weight requirements. If one is over-weight, it can be entered in the breeding class as long as you have pre-registered for that class. If it's a wether, and it's under-weight, it could be placed in the feeder lamb class. It is your responsibility to tell the 4-H Fair Office to enter it into this class. If you do not place it in the feeder class, there is no other class to place a wether so it could go home, stay and not be in a class, or be your showmanship lamb. *We can easily scratch a class, but we cannot add a class.*

3. Poultry

Scenario #1. You plan on bringing 5 birds to fair. You choose:

- Non-Standard Bred Large Fowl, pullet
- Cross-Bred Large Fowl, hen
- Non-standard Bred Bantam, cockerel
- Cross Bred-Bantam, hen
- APA Standard Bred Goose, young female

The day of Fair, your Cross-Bred Large Fowl is sick, you would like to bring a Standard Bred-Bantam cockerel in its place. You would have needed to sign up for the Standard Bred Bantam class during pre-registration in order to do that. You would need to sign up for:

- Showmanship
- Non-Standard Bred Large Fowl, pullet
- Cross-Bred Large Fowl, hen
- Non-standard Bred Bantam, cockerel
- Cross Bred-Bantam, hen
- APA Standard Bred Goose, young female
- APA & ABA Standard Bred-Bantam, cockerel

At fair, we would scratch the Cross-Bred Large Fowl. If you had not pre-registered for the APA & ABA Standard Bred-Bantam during pre-registration, your bird would not be able to be entered at fair..you would be taking it home. *We can easily scratch a class, but we cannot add a class. A maximum number of 20 birds can be pre-registered.*

4. Rabbits

Scenario #1. You have 6 different rabbits at home. You plan on bringing 4 of them to fair. You choose to bring: Satin, New Zealand, Dutch and Holland Lop. The day of fair, the Satin is molting. You would like to bring a Checkered Giant in its place. You can do this ONLY if you had pre-registered for all five (5) classes. It is wise to register for all of the animals you could possibly bring. (I would register for all 6 rabbits that you have at home.)

- Showmanship
- Satin, pre-junior doe
- New Zealand, junior doe
- Dutch, junior buck
- Holland Lop, junior doe
- Checkered Giant, senior doe
- Mini Lop, senior doe

At registration, we will scratch the Satin and the Mini Lop. *We can easily scratch a class, but we cannot add a class. A maximum number of 20 rabbits can be pre-registered.*

5. Educational Displays

These are classes open to all 4-H members and are especially appropriate for those projects which have no specific exhibit classes or for locally developed projects. See fair book for details. Members may enter 3 individual educational displays of different topics and 1 club display.

2011 CLATSOP COUNTY FAIR – 4H & FFA CAMPING APPLICATION

Camp Regulations:

There must be a responsible adult 4H/FFA leader or 4H/FFA parent present at all campsites. No person under the age of 21 will be allowed to camp independently. The Fair Board has established a **NO ALCOHOL** policy for the 4-H campground to keep a family atmosphere. This policy will be enforced.

Your campsite allows for one (1) campsite and one (1) vehicle-parking permit. Your camp vehicle must be within the assigned spaces. Additional parking is available in the General parking areas. Additional parking passes can be purchased for \$15.00. Both parking and campsite passes must be visible. Parked vehicles without a pass displayed in the window will be towed at the owner's expense.

**NO WATER OR ELECTRIC HOOK-UPS ARE AVAILABLE IN THE 4-H CAMPSITE
RV'S/CAMPERS NOT TO EXCEED 30 FEET IN LENGTH**

Adult Applicant Name: _____
 Address: _____
 Phone: _____ Cell Phone: _____
 License Plate #: _____ State: _____
 Organization: (Circle One) 4H FFA Club/Chapter: _____
 Leader/Advisor: _____
 Number of Occupants: _____ Size of RV/Camper _____ Size of Tent/Trailer: _____

Please Check Number of Nights Needed Below:

Sat. 7/30	Sun. 7/31	Mon. 8/1	Tues. 8/2	Wed. 8/3	Thurs. 8/4	Fri. 8/5	Sat. 8/6	Sun. 8/7

Should a shortage of camping spaces occur, consideration would be given to the first postmark received?

Reservations must be accompanied by the total amount due. Make checks payable to the Clatsop County Fair Board. Camping fees must be paid in full and mailed directly to the Fair grounds office and received by no later than **July 15, 2011**. The campground Superintendent/Fair Manager will assign spaces on move-in day. The campsite superintendent will be available during the following hours prior to the Fair to assist with move-in: Saturday (7/30) and Sunday (7/31) 1:00 PM to 6:00 PM, Monday (8/1) 10:00 AM – 9:00 PM. **No camping applications will be accepted after July 15, 2011. NO EXCEPTIONS!**

Permitted agrees to indemnify, save harmless and defend and release Clatsop County, Clatsop County Fair Board, their officers, Board members, agents and employees from and against all claims and actions, and all expenses incidental to the investigation and defense thereof, arising out of or in any way based upon damage or injury to persons or property caused by the errors, omissions, fault or negligence of the PERMITTEE or the PERMITTEE'S agents or employees or in any other manner arising out of the operation of the permit. I acknowledge the Clatsop County Fair Board and/or Fair personnel will have the right to tow any vehicle in violation, at the owner's expense. My signature certifies that I will abide by all rules established by the Clatsop County Fair Board governing camping during the Fair. Anyone in violation will be asked to leave the property immediately and may jeopardize future camping privileges.

Signature: _____ Date: _____

Camping Fees:

Total Number of Nights: _____ X \$10.00 = _____
 Additional Number of Parking Passes _____ X \$15.00 _____
 Total Amount of Fees: _____

**RETURN 1st PAGE WITH PAYMENT – MAKE CHECKS PAYABLE TO:
CLATSOP COUNTY FAIR BOARD**

92937 WALLUSKI LOOP ASTORIA, OR 97103
 PHONE 503.325.4600 FAX 503.325.5004

2011 CLATSOP COUNTY FAIR 4H & FFA CAMPING REGULATIONS
KEEP THIS PORTION FOR YOUR RECORDS

There must be a responsible adult 4H/FFA leader or 4H/FFA parent present at all campsites. No person under the age of 21 will be allowed to camp independently. The Fair Board has established a **NO ALCOHOL** policy for the 4-H campground to encourage and maintain a family atmosphere. This policy will be enforced.

Your campsite allows for one (1) vehicle-parking permit. Your camp vehicle must be within the assigned spaces. Additional parking is available in the General parking areas. Additional parking passes can be purchased for \$15.00. All parking passes must be visible. Parked vehicles without passes displayed in the window will be towed at the owner's expense. ***PLEASE REVIEW ALL CAMPING RULES AND REGULATIONS PRIOR TO YOUR ARRIVAL.**

Should a shortage of camping spaces occur, consideration would be given to the first postmark received?

- **NO WATER & ELECTRIC HOOK-UPS ARE AVAILABLE IN THE 4-H CAMPSITE**
- **ABSOLUTELY NO PETS ARE ALLOWED**
- **RV'S/CAMPERS NOT TO EXCEED 30 FEET IN LENGTH**
- **NO OPEN FIRES**
- **NO ALCOHOL**
- **NO WASTE WATER DUMPING IS ALLOWED ON THE FAIR GROUNDS PROPERTY**

NO operating of radio, television, tape player or similar devices that can be heard or disturb other campers.

NO noisy generators after 11:30 PM curfew

Fire lanes must be kept open at all times during the fair. Any vehicle in a fire lane will be towed immediately.

During the Fair all attendees/occupants of the campgrounds must have one of the following: Gate admission ticket, a booster button or 4H/FFA wristband.

NO EXCEPTIONS

Move in days and times: The campsite superintendent will be available during the following hours prior to the fair to assist with move-in: Saturday (7/30) and Sunday (7/31) 1:00 PM to 6:00 PM, Monday (8/1) 10:00 AM – 9:00 PM.

All camping units must be removed from the fairgrounds immediately following the close of the fair. Any camping unit left on the fairgrounds for more than 48 hours following the close of the fair will be disposed of and the camping applicant will be charged for the said disposal.

Record Book Overview Sheet

4-H Year 2010-2011

Member's Name _____

Project Record—Please list the project records you have in your Record Book. Only those projects with records can be brought to fair (except Educational Displays). *Reminder, you needed to be signed up for projects by April 29 to show them at fair.*

Tablesetting, Videography, Business & Marketing, Creative Writing and Computer/Robotics/Legos are open to all members, but you do need to turn in a record if you are going to show at fair. No records are needed for Educational Displays.

- 1. _____ 11. _____
- 2. _____ 12. _____
- 3. _____ 13. _____
- 4. _____ 14. _____
- 5. _____ 15. _____
- 6. _____ 16. _____
- 7. _____ 17. _____
- 8. _____ 18. _____
- 9. _____ 19. _____
- 10. _____ 20. _____

Comments:

OFFICE USE ...also required for fair entry is one of each of the following or a combination of 6.

Permanent Record with the following... _____ Approved

- _____ Activity (at least 1)
- _____ Presentations or Public Appearances (at least 1)
- _____ Leadership (at least 1)
- _____ Community Service Project (at least 1)
- _____ Combination of any 6

Clatsop County 4-H Fair Entry Form

HALL, SHOOTING SPORTS & OTHER EXHIBITS

Name: _____ Phone #: _____ Grade just completed: _____

Club(s): _____ Division: ___Novice ___Junior ___Intermediate ___Senior

Completed entry form for **only the hall projects listed below is needed. All other hall (static) classes do not need to be pre-registered.** One entry is allowed per class number. Registration deadline: **Tuesday, July 5, 2011.**

You will not be able to show in the classes listed below if you have not pre-registered for them.

Class Number (9 digit # from Exhibitor Guide)									Class Name	
5	1	1	7	7	0	0	0	1	Table Setting Contest, Junior	
4	6	2	6	0	7	0	0	1	Shotgun Target Shoot, Grades 4-6	
Computer										
Flower Arranging										
Table Setting										
Videography										
Economics/Business										
Creative Writing										
Shooting Sports										

If more room needed, continue on back

Clatsop County 4-H Fair Entry Form


CLOVERBUD (K-3) PROJECTS
Small Animal, Pocket Pets, Computer, Flower Arranging, Table Setting, Videography, Economics/Business

Name: _____ Phone #: _____ Grade just completed: _____

Club(s): _____

Completed entry form for **only the hall projects listed below is needed. All other hall (static) classes do not need to be pre-registered.** One entry is allowed per class number. Registration deadline: **Tuesday, July 5, 2011.** You will not be able to show in the classes listed below if you have not pre-registered for them. Use class numbers for Juniors in the appropriate exhibit area. Each class number is 8 digits – please make sure you have all eight numbers for each class.

Cloverbuds (K-3) is non-competitive and participants will receive participant ribbons only and no premiums.

Class Number (8 digit # from Exhibitor Guide)								Class Name		
7	6	9	1	7	0	0	0	L	Pocket Pet	
7	1	3	7	7	1	0	0	E	Flower Arranging	
Computer								A		
								V		
								E		
Flower Arranging								-		
								B		
Table Setting								L		
								A		
Videography								N		
								K		
								—		
Economics/Business								—		
								—		
Small Animal & Pocket Pets								—		
								—		
								—		
Creative Writing								—		
								—		
								—		
								—		

If more room is needed, continue on back.

**2011 CLATSOP COUNTY FAIR BOOSTER BUTTON
August 2nd - August 6th**



Join the Excitement!

A Great Chance to Support YOUR County Fair!

Fair Booster Packages

Each Booster Button package includes a booster button and a punch card good for five admissions to the 2011 Clatsop County Fair.

LEVEL:	INCLUDES:	DONATION:
GOLD	Four (4) Booster Button Packages	\$80.00
SILVER	Three (3) Booster Buttons Packages	\$65.00
BRONZE	Two (2) Booster Buttons Packages	\$45.00

Name: _____ Phone: _____

Address: _____

City: _____ State _____ Zip _____

E-Mail Address: _____

Return Completed Form To:

Clatsop County Fair Board
92937 Walluski Loop
Astoria, OR 97103