



4-H Youth Development Over the Clover

VOLUME 17
ISSUE 4

APRIL, 2009

A monthly publication for the 4-H members, leaders & families of Deschutes County

Deschutes County at “Know Your Government”!

This year, we had a delegation of seven Deschutes County 4-H’rs go to “Know Your Government” to join about 60 other teens from around the state as we learned about how our state government works! The three days were packed with learning and fun activities! We were honored to meet with our senator from Deschutes County, Chris Telfer, and our representative from the Bend area, Judy Stiegler. We met a lobbyist, John McCulley who represents the Oregon Fairs Association. We toured the justice and capitol buildings, and watched a live broadcast of a National Public Radio show, “What’d Ya Know,” at the Elsinore Theater (where one of the 4-H’rs called the host of the show from the balcony during a call in game! We were on national radio!). The Phoenix Grand Hotel was full of 4-H members acting as house representatives, lobbyists, and media for our mock 4-H legislative session. At this session, some of our bills included topics such as puppy mills, recycling, implementing a sales tax, and the suggestion was made to change the 4-H logo to “Get ‘er Done!” by 4-H alum, Freeman York! And of course, there was a good amount of fun had by all! Hope you will join us for this fun and informative event next year!



In front of the capitol bldg.



Austin... our hero!

INSIDE THIS ISSUE:

Know Your Government	1
Calendar of Events	2
What’s Up	3-11
Presentations	12-13
4-H S.E.T	14
Teen Staff	14
Lee’s Side	15
Noodles, Needles &	16-23
Small Animals	24-26
South County News	27
Dog House	27
Catch Pen	28-32
Horse’n Around	33-39



Meeting with Rep. Stiegler



Fun and games!



Meeting with Senator Chris Telfer

DESCHUTES COUNTY 4-H CALENDAR

(Can't find it here? Be sure to check the individual project calendars.)

2009

Apr 3 Teen Staff All-Nighter, 7 pm-7 am
 7 Dog Judging Contest, 6:30 pm-place TBD
 9 New Leader Training, 6:30 pm
 16 Record Book Training 6:00 pm
 17-19 Master Shooting sports Leader Training
 18 Presentations Contest, N. Sister Bldg.
 25 DCLA Small Animal Show & Judging Contest—HDAC

(Photo ID 9-11AM)

25-26 Spring Horse Classic, Albany
 5 Teen Staff Meeting, 6:00 pm
May 2 Sewing & Knitting/Crochet Skills Contests
 4 Executive Committee meeting, Youth Officers, 6:00 pm; Adult Officers 7 pm

* 5 **Project Advisory Meeting, 6:00 pm North Sister Building**

8 Redmond Chamber Coffee Clatter
 14 Knitting & Crocheting Skills Contest; 4-8pm
 18 Sheep/Swine/Goat Weigh In; 4-8 pm
 21 Auction Committee meeting, 6:30

23-24 DCLA Horse Show—Sagebrush Arena
June 6 Larkspur Festival; Larkspur Park, Bend
 6 Juniper Jackpot; Sheep Barn
 12-13 Cooking Skills Contest, Redmond HS, Hartman Campus

13 Master showmanship Clinic; Sagebrush Arena; 10 am
 15-17 Tractor Training/Certification; DCFE; D Parking Lot

18 Auction Committee meeting, 6:30
 *23 **Record Book Check #1—DCFE**

(Photo ID , Redmond 5-8PM)

25-28 OSU Summer Conference, OSU Campus
 27 Goat Judging Contest, Place TBD
 29 Record Book Check #2—All communities
(Photo ID , LaPine 5:30-8PM)

July 2 Record Book Check #3—Redmond/Bend
(Photo ID , Bend 5-8PM)

6 Executive Committee meeting, Youth Officers, 6:00 pm; Adult Officers 7 pm
 7 FINAL Record Book Check; Redmond

7 Fashion Review, North Sister
 8-10 Cook & Colleen's Camp Out for Kids
 13 Teen Staff Pre-Fair Meeting

14 Project Advisory Meeting, 6:00 N Sisters
 16-19 DC Horse Fair
 20 DCF Horse Awards, 6:30 N Sisters

25 North Sister set up day!
 27 Fair Static Exhibit judging day
 28 Livestock Arrives at Fair 7:00 am

Jul 29-Aug 2 Deschutes County Fair Week
Aug 21-25 State Horse Fair

Sep 7 Executive Committee meeting, Youth Officers, 6:00 pm; Adult Officers 7 pm
 8 Project Advisory Meeting, 6:00 N Sisters
 17 Auction Committee Meeting, 6:30 pm

Oct 1-4 PNW Horse Judges Training
 13 Executive Committee meeting, Youth Officers, 6:00 pm; Adult Officers 7 pm

***Changed Date.**

All meetings are at the Extension office unless otherwise noted. Project committee meetings are open to all leaders, members, and parents. This is where decisions are made regarding your project area. Your attendance is encouraged and most welcome.

Home Ec. Skills Contest

Date Changes!!!

Foods: June 12-13th

Sewing: May 2nd

Crochet/Knitting: May 2nd

See Noodles Needles and Stuff pages for more info!

Advisory Meeting Date

Changed to

May 5

Photo ID available at various 4-H events.

Don't have your photo ID badge for the fair yet? We will be set up to take your photograph at the following events.

Small Animal Show Apr. 25th 9-11AM

Sheep/Swine/Goat May 18th 5:30-8PM

Rec. Book Check RDM June 24th 5-8PM

Rec. Book Check LaPine June 29th 5:30-8PM

Rec. Book Check Bend July 2nd 5-8PM

Horse Fair July 18-19 8-10AM


Photos opportunities will also be available on July 14th and 15 at the Extension Office from 8am to noon. stw

**2009 Fair Theme:
 Celebrating 90 Years of
 Jam Packed Fun!**

What's Up?

Congratulations KYG Scholarship Winners

Of four Know Your Government scholarships available to Oregon 4-H members, Deschutes County members won three of them! With great pride I congratulate scholarship winners; Chelsea Conklin, Miriam Creach, and Austin Kroske. Miriam and Chelsea won two of the three \$100 Katy Zollner Memorial scholarships. Austin won the \$140 Leyla Estes Alumni Scholarship, and was pleased to be able to meet Leyla, a Crook County 4-H alumni, in person at the capitol!



All three winners had to answer the following essay questions:

** The following statements describe ways that I have been actively involved and/or provided leadership to 4-H and my community....*

**I believe an individual citizen can influence public decision-making in the following ways....*

**Two important issues that I believe Oregonians are facing today, are:*



At the conference center, quotations from each of the winning essays decorated the walls, and the winners were also asked to give a short, impromptu speech about the scholarship process. We were all very proud of the way our three winners handled the unexpected experience!

Congratulations to you all!

Tina



Austin Meets Leyla Estes



Scholarship winners tell about their experience



Larkspur Festival

Would your club like to show the public what it is you do? Each year 4-H does demonstrations at the Larkspur Festival at Larkspur

Park next to the Senior Center in Bend. Anything from rabbit hopping, to sewing to podcasting to tie-dye have been displayed in the past. What would your club like to demonstrate? You can have 1 or 2 hour time slots. This year Larkspur Festival will be held Saturday, June 6th. Contact Tina if you would like to reserve a spot!

State Fair Book

The 2009 State Fair Book is now online and ready for use. It can be found on the 4-H State website at: <http://oregon.4h.oregonstate.edu/state-fair>.

Buckaroo Breakfast

Since the Fair is now closing on Saturday, August 1, many people are wondering about the Buckaroo Breakfast.

This annual tradition will continue to be on Sunday, August 2 from 6:00 am to 10:00 am.

What's Up?

Families Needed



It's that time of year again! We are searching for awesome families who are willing to open their homes to Japanese

delegates for one month this summer.

We know many families have expressed interest in this program, but with the economy what it is, it seems an overwhelming request for families already watching their budget. But, this really needn't be a worry, as these kids **are not** here to be trotted around as a tourist, rather they are here to be part of your family—and do what ever your family does in your everyday life! They enjoy renting videos, going to the lake, visiting relatives, grocery shopping, camping—and anything else your family does in a normal summer.

We ask you to consider becoming a host family this year. The economy has caused us some concern in finding families in Oregon. In the past we have called upon you Central Oregon families to place kids at the last minute, and you have pulled through, and provided some life changing experiences for these kids. We know you can and will do it again. Many of you are planning on staying close to home this summer—and what better way to add some new excitement to your summer—getting to know someone from a different culture!

Please contact us with any questions. If you would like to talk to other families who have hosted in the past, we will provide you with names and numbers. If you hosted in the past and are willing to open up your home again, contact us. If you are not quite sure, but are interested, call us and we will give you the details. If you know of a family that you think would enjoy this experience, please pass on our information. They do not need to be 4-H families.

HAPPY HOSTING!

Annette Perry 312-8857
Joy Maxwell 383-3815
Sue Williams 447-3710

Adopt a School

WERE OVER 1/2 WAY THERE!! We have great informational materials about 4-H in Deschutes County ready to post at the local elementary, and junior high schools. This will require very little time, but could make a big difference in 4-H enrollments! If you have a school near you that you would be willing to keep supplied with current information, please contact Tina. Here is a list of schools to adopt:

Bend/LaPine

Middle Schools

√ *Cascade*

High Desert

√ *LaPine Middle School*

√ *Pilot Butte*

REALM

√ *Sky View*

Elementary

Amity Creek

Bear Creek

Buckingham

Elk Meadow

Ensworth

√ *High Lakes*

Highland

Jewell

Juniper

√ *LaPine Elementary*

√ *Lava Ridge*

Pine Ridge

√ *Ponderosa*

√ *Three Rivers*

Westside Village

Redmond

Middle Schools

√ *Elton Gregory*

√ *Obsidian*

Elementary

√ *Evergreen*

√ *John Tuck*

M A Lynch

√ *Terrebonne*

√ *Tom McCall*

√ *Tumalo*

Vern Patrick

Sisters

√ *Sisters Elementary*

√ *Sisters Middle School*

√ *Sisters High School*

√ *SOAR*

Schools with a √ before their name have been adopted.

Summer Conference

Registration begins on Thursday, May 1 and closes on Monday, June 1. The cost this year is \$200.00. Those applying for scholarships, the scholarship applications are due in the extension office by 5:00 on Monday, May 18th. Watch next months newsletter for more information.

What's Up?



Record Book Training

Thur. April 16th, 6:00 pm at the Extension office, we will be having another record book training and we will be using the new 4-H permanent Records!! This is for all 4-H leaders, members and parents! Remember, this is the last record book training for this year.

Please call Reaza to RSVP. 548-6088

If you are unable to make this meeting and are interested in a private record book training for your club, call Tina and we'll see what we can work out!

Record Book Checks

All checks will take place from 5:30– 8 pm

Tuesday, June 16th

North Sister, Redmond

Monday, June 29th

North Sister, Redmond

Senior Center, Bend

Mid State Electric, La Pine

Cloverdale Fire Dept, Sisters (*not confirmed*)

Dames & Dudes Hair Design, Tumalo

Thursday, July 2nd

North Sister, Redmond

Senior Center, Bend

Tuesday, July 7th FINAL CHECK

North Sister, Redmond

Please reserve one of these dates on your calendar NOW! **If your record book does not pass a check, you will not be able to show at fair!**

For this reason, it is a good idea to not make the final check your first attempt! If there are problems with your records that need to be corrected, you have no options for return checks!

If for some reason you are unable to make one of the above checks, please call the Extension office to make arrangements for a private check BEFORE July 7th! Late record books will have to go through the Program Management Advisory Committee for approval.

Tina

Record Book Checkers

We are looking for volunteers to check record books at the dates listed below. If you are willing to help with this process, please contact Tina. We will hold a class to train new checkers and refresh experienced checkers on **Wednesday, June 16th. This training is mandatory because of the new permanent records.** If you would like to check records, but are unable to make the meeting, call Tina to make other arrangements. 548-6088 or tina.hohman@oregonstate.edu

Alliance for a Healthier Generation's Youth Advisory Board

The Alliance for a Healthier Generation is looking for young people from all across the country to serve. We're looking for tweens and teens with unique experiences and opinions to shape the programs of our Kids' Movement and generate fresh ideas on how to make healthy living the norm, not the exception.

Applicants must be between the ages of 8-17 years old when membership begins July 16, 2009 and live in the United States, including US Territories. To learn more and apply, visit www.empowerme2b.org. Deadline to apply: March 31, 2009.

Who Needs Wood? We Do!

If you or someone you know has some good hardwood (pear, apple, cherry, juniper, oak) of which they are willing to part with, the 4-H program will be more than happy to pick it up. Each year the Buyers' Barbecue and the Recognition Dinner require a lot of wood to make the coals. Call 548-6088 or email reaza.mansur@oregonstate.edu if you can help out.

2009 Deschutes County Fair Camping Information



The cost for a camping space is **\$110.00** on the grass behind the animal barns. If you want a camping space please fill out the application and return it along with a check for \$110.00 to Ross Rogers, Deschutes County Fair, 3800 SW Airport Way, Redmond, OR 97756. Make the check payable to: **Deschutes County.**

All motor homes/campers must be self-contained. There will be no power or water available at the site. If you need power and water you may get reservations at the RV Park.

Due to limited space ONLY 4-H & FFA members, parents or superintendents, and open class livestock exhibitors and superintendents will be allowed to camp behind the barns. All others must camp in the RV Park. The RV Park has full hook-ups, laundry, showers and restroom facilities. The cost is \$35.20 (includes tax) per night and **MUST** be reserved by calling the RV Park **DIRECTLY** at 541-548-2711 X 7949. There are 105 spaces along with 10 tent sights that can be reserved with a non-refundable deposit on a first-come, first serve basis.

Due to the large number of requests for camping spots, all spaces will be assigned on a first-come, first-serve basis only. You will not be allowed to select your space; and, if you request a certain area the fair cannot guarantee that you will be given the spot that you request.

Applications **WILL NOT BE ACCEPTED UNTIL Wednesday, April 22, 2009.** If you are a 4-H leader and you want to be parked near the other members of your club be sure to send ALL of the applications together.

Absolutely NO cars or trucks are allowed next to their camp site. If you have another vehicle you **MUST** park it in the exterior lots.

NO MOTORIZED VEHICLES (EXCEPT DESIGNATED STAFF) WILL BE ALLOWED ON THE FAIR-GROUNDS, i.e. GOLF CARS, SCOOTERS, ATV'S ETC. THIS RULE WILL BE STRICTLY ENFORCED!!!

Dogs, bikes, skateboards and roller-skates are NOT ALLOWED in the RV Camping area or on the Fairgrounds!!!

Please be sure to mark the appropriate size of the vehicle on the application. Most spaces are approximately 20' x 30'. If you have a RV that is larger than 40' it will be assigned to a special area.

Once your application has been accepted and your space assigned, a copy of the signed application and your permit will be sent to you.

If you have any questions please call **Ross Rogers** at: 541-548-2711.



2009 DESCHUTES COUNTY FAIR

CAMPER/TRAILER/TENT PARKING APPLICATION FORM

RV SPACE: \$110.00

RULES AND REGULATIONS

Each applicant is allowed only **ONE** space. You **CANNOT** purchase more than one space and you **CANNOT** purchase a space for someone else.

Please indicate what type of RV you will be using: Motor Home Camp Trailer Tent

Size of Vehicle: _____

Number of people the vehicle is housing: _____

Circle section requested (see map on following page) 1 2 3 4 5

NO DOGS, BIKES, SKATEBOARDS OR ROLLER-SKATES are allowed in the RV Camping area.

CAMPERS WILL NOT BE ALLOWED TO PARK THEIR CAR/TRUCK NEXT TO THEIR RV OR TENT. THEY **MUST** PARK THEIR CAR/TRUCK IN THE FAIRGROUNDS PUBLIC PARKING AREAS OUTSIDE OF CYCLONE FENCE.

Exhibitors will not be allowed to drive golf carts, motorized scooters, etc. inside the fairgrounds gates.

The Deschutes County Fair will not accept responsibility for damage incurred to the vehicle/tent while it is parked on the fairgrounds.

All campers must be self-contained and the person signing the contract is responsible for picking up their own garbage.

All youth exhibitors, under the age of 18, staying in the camping area must be with a parent or adult chaperone.

All parking permits must be affixed to the vehicle/tent in plain view.

ONCE PARKED, VEHICLE/TENT MUST REMAIN IN PLACE FOR THE FOUR DAYS OF THE

FAIR. – Campers will not be allowed to leave their space until 10:00 am Sunday, August 2nd !!!!

Vehicles/tents must be in place no later than 8:00 pm, Tuesday, July 28, 2009. If a vehicle/tent is not in place by that time the Fair Management has the right to assign the space to another party.

PENALTIES FOR VIOLATION OF PARKING RULES

If the above rules are not followed the person signing this application will be held responsible for the actions of any or all persons staying in their assigned space.

Harassment of fellow campers and/or fair personnel or violation of parking rules, may result in the applicant (and those they are responsible for) being asked to remove their vehicle/tent from the fairgrounds along with a recommendation not to issue a permit the following year.

THE DESCHUTES COUNTY FAIR MANAGEMENT RESERVES THE RIGHT TO ACCEPT OR DECLINE THIS APPLICATION BASED ON AVAILABILITY OF SPACE. If space is unavailable your payment will be refunded.

Instructions

If you have read and agree to follow all of the rules please sign and return this agreement to the fair office along with your payment. If your application is accepted, a copy of this signed agreement will be returned to you when the space is assigned.

Applicant's Name (**Please Print**):

Address: _____ City: _____

State: _____

Zip Code: _____ Phone #: _____

Applicant's Signature: _____

Date Received: _____

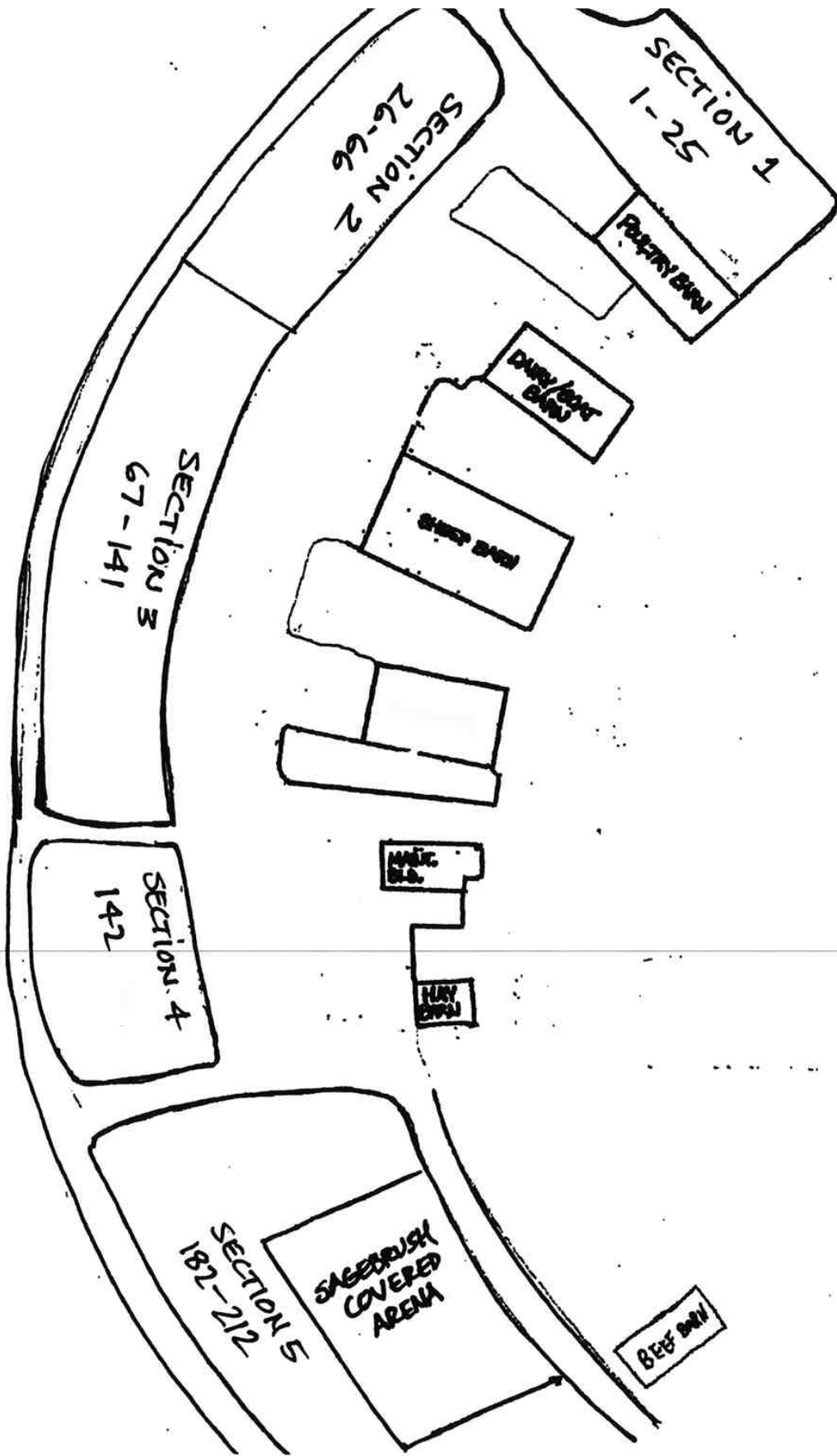
Time Received: _____

Number of Applications: _____

Space Assigned: _____

Amount Paid: _____

Date Paid: _____



What's Up?

Fairgrounds Service

As most of you know, the fairgrounds continues to allow us meeting space at no charge. Instead, we try to provide volunteer labor at different times throughout the year to "payback" the use they allow us. I would like to continue our volunteer service this year. I would like to schedule clubs to come and spend 2-4 hours just doing whatever they need done. It could be a weekend or a day off of school. Members may pull weeds, pick up trash, wash off chairs, sweep, or any number of other tasks. I would very much appreciate every club who participates in events at the fairgrounds to take the time to contribute at the fairgrounds. You pick the day and I'll work it out with operations. All clubs must come with at least 1 adult and I prefer 1 adult to every 6 youth, more if they're all junior level members. So, if you've done fair, fashion revue, livestock show, a meeting or a horse show, please schedule and fill out the following form and turn it into Candi at your earliest convenience.

Fairgrounds Service Sign Up

Name of Club _____ Name of Leader or Contact Person _____
Phone _____ Email _____
How many youth are coming? _____ How many adults? _____
What are the ages of the youth who are participating? _____
When would you like to come and help out? _____ Times _____
Send this form or Email this information to Candi at 3893 SW Airport Way, Redmond, OR 97756 or Email at Candi.Bothum@oregonstate.edu

Deschutes County 4-H is Looking for Alumni

Every year the 4-H program says good bye to graduating seniors. It even says good bye to volunteer leaders who have invested several hours in making the program strong and 4-H'ers even stronger. It is a shame to lose contact with these people that have contributed to the value and history of Deschutes County 4-H.

In the interest of creating a Deschutes County 4-H Alumni Association, this is where we can use your help. Many of you have participated in Deschutes County 4-H as a parent, member, leader, or program supporter. Can you help us locate our long lost alums? You can help by forwarding this form to someone you know. Or, simply fill out what you already know and send it back to the 4-H office. We appreciate your efforts.

Where are You Now?
Name: _____
Address: _____
City: _____ State: _____ Zip: _____
Phone: _____
Email: _____
Do you have contact information for other Deschutes County 4-H Alumni?
Return to: DC4HALum, 3893 SW Airport Way, Redmond, OR 97756

What's Up?

Tractor Safety Training & ATV Certification

Are you looking for a job this summer? Be aware that farmers and ranchers who hire minors under 18 years of age are required to hire those who have completed and passed a tractor safety training program.

A three day Central Oregon Farm and Tractor Safety Training and Certification Course, sponsored by the OSU Extension Service, will be offered June 15-17 at the Deschutes County Fairgrounds in Redmond. Training will include classroom work as well as hands-on experience with a variety of tractors and implements. Safety on All-Terrain Vehicles (ATV) will also be covered.

This class is open to those who will be 14 to 17 years of age during the upcoming agricultural season. Registration fee for tractor safety training is \$50. For an additional \$20, youth can also be ATV certified to ride on Public Lands. Those wanting ATV certification must bring an "appropriately sized" ATV. Registration deadline is June 1 and class size is limited to 40 students.

For more information or to register, contact the OSU Extension Service in Deschutes County, 541-548-6088 or email: dana.martin@oregonstate.edu or candi.bothum@oregonstate.edu Registration forms will be available at this website: <http://extension.oregonstate.edu/deschutes/>

Over the Clover Café Schedule

Sign your club up now!

Don't wait until the last minute to fill a spot. If it were not for the Café, the Leaders' Association would not have been able to provide scholarships for KYSG, OSU Summer Conference, HDLR, Camp, Japanese Exchange program, College Scholarships, and much more. Djw

County Fair	7 AM to 11 AM	10:30 AM to 3 PM	2:30 PM to 7 PM	6:30 PM to Close CLEANING SHIFT
Tuesday, July 27, 2008		Baconators	Pork & Beef	High Desert Livestock
Wednesday, July 28, 2008	Terrebonne Troopers	Dogs R Us		
Thursday, July 29, 2008,	Shear Delight		Sheep Thrills	
Friday, July 30, 2008	Hogwash	Honey Bunnies		
Saturday, August 1, 2008	Bunny Brigade	Bend Rabbit Raisers	Bend Rabbit Raisers	

OSU Summer Conference

June 24-27, 2009

OSU Campus, Corvallis OR

"Look Back to Move Forward"

7th—12th grade

Registration fee only \$200
(many counties have scholarships available)

Registration begins May 1st
and closes June 1st

For more information go to:

<http://oregon.4h.oregonstate.edu/4h-summer-conference>



Presentation Registration Form

Saturday, April 18th, 2009

Deadline for Registration is 5:00 PM –Wednesday, April 8th, 2009

Name(s)	Ind. or Team	Level (Jr, Int, Sr)	<u>Topic/Title of Presentation</u> <u>Classification #</u>	Time Pref. (AM or PM)
Jane Doe & Johnny Smith	Team	Int	How to Dress a Pig 211 600 023	AM



Presentation Schedules will be posted on-line and at the office no later than Monday, April 13th.

No schedules will be mailed to you.

“What are Presentations” those of you new to 4-H may ask? Presentations is a pre-fair contest where 4-H members inform an audience and a judge about a topic of their choice (the topic does not have to have anything to do with your 4-H project area).

Speakers are encouraged to use posters and visuals to present the information. Examples of past presentation topics are varied; everything from how to rope a calf to the life of Cary Grant, ballet to dirt bikes, washing your dog to how to bake muffins.... Your interests and imagination are the only limitations!

This year there are new options and new requirements for presentations! The Impromptu and Public Speeches classifications are brand new, and a great addition to this contest! Please read the information about each classification on the next page very carefully. If you have questions, please contact Tina! See you at Presentations!

Presentation Awards Currently Available:



Webb Construction:

Presentations relating to rabbits. \$10 will be awarded to the top junior, intermediate and senior presenters.

Oregon Dairy Women:

\$20 for all Blue ribbon and \$10 for all red ribbon presentations emphasizing diary foods or dairy cattle production or management.

Oregon Beekeepers Association:

Presentations relating to bees, beekeeping or foods using honey (100% of the sweetener must be honey). Blue Award \$10, Red award \$5

Deggendorfer Family Demonstration Awards:

These monetary awards are given to the Individual Champion and Reserve Champion presenters of Demonstrations in the junior, intermediate and senior age divisions. Awards are to be applied directly to the expansion or enhancement of the member's 4-H project or projects. *(Checks will be issued to youth based on receipts of purchases. These receipts must be turned into the Deschutes County 4-H Office within 12 months of the contest for reimbursement.)*

\$30 check awarded to the Junior, Intermediate and Senior Champions.

\$25 check awarded to the Junior, Intermediate and Senior Reserve Champions

New Educational Materials!

There is new curriculum available to help you with Presentations! To see these new materials go to:

<http://oregon.4h.oregonstate.edu/presentations>

You can also receive materials by contacting the Extension office! Here's what's available:

**Introduction to Presentations *Types of Presentations for 4-H Competitions *Parts of a Presentation *Steps in Planning a Presentation *The Mechanics of Presenting *Preparing and Using Visual Aids*Top Ten Tips for a Successful Presentation*

New Presentations Information!!

General Information

1. 4-H Presentation divisions include demonstrations, illustrated talks, public speeches, and impromptu speeches.
2. Members may have one entry in each division as long as the subject matter is different for each.
3. Members will be expected to use a microphone.
4. All contestants will be interviewed by the judge at the conclusion of their presentation.

Impromptu Speaking

The presenter must compose and deliver a speech with no prior preparation. No visual aids may be used.

1. Contestants will draw topics at random.
2. Once contestants draw a topic, they will have five minutes to prepare before they begin their speech. The contestant may write notes on one 3 x 5 inch note card.
3. The speech should be 3 to 5 minutes in length for intermediates and seniors, and 1-3 minutes for juniors.
4. During the speech, contestants should introduce themselves by name, and topic.
5. A microphone, table and easel will be provided.
6. No questions may be asked at the conclusion of the speech.

211 603 011 Impromptu Speaking, Jr.

211 603 012 Impromptu Speaking, Int.

211 603 013 Impromptu Speaking, Sr.

Public Speeches

A public speech can be informational or persuasive. No visual aids may be used.

1. Topic may be anything the member wants to share with others.
2. A member may not present the same topic more than once.
3. Speeches should be 7 to 10 minutes in length for intermediates and seniors, and 3 to 7 minutes for juniors.
4. A microphone, table and easel will be provided.
5. The use of notes is permitted. However, the excessive use of notes may be counted against the contestant at the judge's discretion.
6. During the speech, contestants should introduce themselves by name, and topic.
7. Contestants should cite their major references at the conclusion of their speech.
8. Anyone may ask questions of the contestant.

211 602 011 Public Speaking, Jr.

211 602 012 Public Speaking, Int.

211 602 013 Public Speaking, Sr.

Demonstrations and Illustrated Talks

A demonstration shows how to do something. There is a finished product at the end.

An illustrated talk is a way to share information with the use of visual aids.

1. Topic may be anything the member wants to share with others.
2. A member may not present the same topic more than once.
3. Teams will consist of two members. If one team member is a senior and the other an intermediate, the presentation will be entered in the senior division.
4. Intermediate and Senior teams or individuals will have 30 minutes to set up, present, and clear the area. Junior teams and individuals will have a total of 20 minutes. All work must be done by the 4-H member(s). The actual presentation should be between 10 and 20 minutes in length for intermediates and seniors, and 3 to 10 minutes for juniors..
5. 4-H members must furnish all supplies and equipment required except for a table, easel and microphone. If other special equipment is needed, contact the 4-H office prior to the contest.
6. The use of notes is permitted. However, the excessive use of notes may be counted against the contestant at the judge's discretion.
7. During the presentation, contestants should introduce themselves by name, and topic.
8. Contestants should cite their major references

211 600 011 Demonstration, Individual, Jr.

211 600 012 Demonstration, Individual, Int.

211 600 013 Demonstration, Individual, Sr.

211 601 011 Illustrated Talk, Individual, Jr.

211 601 012 Illustrated Talk, Individual, Int.

211 601 013 Illustrated Talk, Individual, Sr.

211 600 021 Demonstration, Team, Jr.

211 600 022 Demonstration, Team, Int.

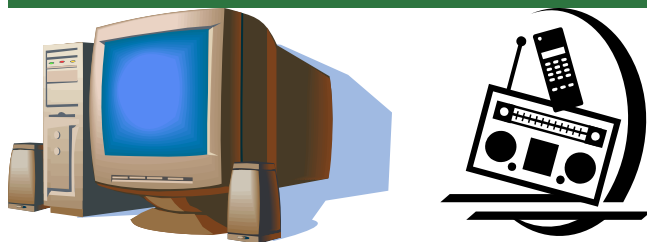
211 600 023 Demonstration, Team, Sr.

211 601 021 Illustrated Talk, Team, Jr.

211 601 022 Illustrated Talk, Team, Int.

211 601 023 Illustrated Talk, Team, Sr.

4-H S.E.T



Science, Engineering and Technology

Did you know that 4-H affords Deschutes County youth the opportunity to participate in a variety of programs in the Science, Engineering and Technology fields. To date the program has offered Lego Robotics classes and summer camps, HAM radio, Digital Photography, Global Positioning System (GPS) and Global Information Survey (GIS), Aeronautics, Orienteering clubs?

We also have curriculum for Rocketry, Windmill (wind generation) and Computer refurbishing.

If you are interested in any Science, Engineering, or Technology field, please give me a call and let's talk about how our youth can benefit from these clubs.

Todd Williver 541.548.6088 x.7970
Deschutes County 4-H
SET Program Coordinator



Teen Staff News!!

Teen Staff Meeting

April 28

6:00 pm

School Admin Building, Bend

Our meeting will again be at the School Administration bldg. in Bend, across from the library. If you are from Redmond and need to car-pool, or are able to offer rides from Redmond, please contact Tina and I'll try to put people together.

We will be discussing Coffee Clatter, Larkspur Festival, and we will start to go over some fair plans! I will have sign up sheets for upcoming events that the Teen Staff will be working at as well. If you have anything you would like to add to the agenda, please contact me! See you then!

Tina

Teen Staff Needed!

I need Teen Staff volunteers for the following events:

Date	Event	# T.S. Needed
4/18	Presentations	2
5/2	Sewing Skills Contest	2
5/8	Redmond Coffee Clatter	4-6
6/6	Larkspur Festival	10-15
6/12	Food Skills Contest	2
6/13	Food Skills Contest	2
7/8-10	Cook & Colleen Camp-out	10-15
7/25	N. Sister Set up day	??
7/27	Static Exhibit Judging	8-10

If you want more details or have questions, please contact me.

Tina

Never allow yourself to become one of those people who, when the are old, tell you how they missed their chances.

Claire Ortega

Lee Side

(...of the Mountains, that is.)



New ATV Rules apply to Oregon Youth

New regulations in Oregon require that youth operators of ATVs (including 4-Wheelers, 3-Wheelers and Off-road Motorcycles) take an online Safety Training Course as well as a Hands On Riding course.

The Safety Training Course can be completed at www.rideATVoregon.com and has a graduated age scale that will require ATV riders of any age to have the permit by 2014.

The Hands On Riding Course is offered through Deschutes County 4-H and will be required for all riders under 16 years of age by 2012. To get your name on a list for the next ATV riding course call 541-548-6088 or email reaza.mansur@oregonstate.edu.

What about a Fly Tying Club?

Fly Tying was demonstrated at the Idea Fair on Saturday, January 31st. by master fly tyer Sherri Steele. The art form of fly tying goes back centuries and is as useful as it is artsy. If you'd be



interested in joining (or even leading) a fly tying club, give me a call. I'd like to get a club together and maybe even see it morph in to a fly fishing club for Central Oregon youth.

-Todd Williver 541.548.6088 x 7970

Photo ID available at various 4-H events.

Don't have your photo ID badge for the fair yet?

We will be set up to take your photograph at the following events.

Small Animal Show	Apr. 25th 9-11AM
Sheep/Swine/Goat	May 18th 5:30-8PM
Rec. Book Check RDM	June 24th 5-8PM
Rec. Book Check Lapine	June 29th 5:50-8PM
Rec. Book Check Bend	July 2nd 5-8PM
Horse Fair	July 18-19 8-10AM

Photos opportunities will also be available on July 14th and 15 at the Extension Office from 8am to noon. stw



It's Your Turn to Use the High Desert Challenge Course

There might be a little bit of confusion out there about the use of the HDCC. The High Desert Challenge Course (the six poles across from the Extension office) awaits the booking of 4-H clubs in Deschutes County. There is no charge to clubs to get up on the course. All it takes is enough advanced planning to make sure I get the volunteer facilitators to work with the clubs. If you are still in the dark or if you are wondering what the HDCC is or what it offers, look it up on

Noodles, Needles & Stuff

2008-09 Home Ec./Expressive Arts Dates to Add to Your Calendar!!

Apr	9	Thurs	New Leader Training, 6:30 , Extension Office
	16	Thurs	Record Book Training, 6:00 Extension Office
	18	Sat	Presentations Contest, N. Sisters Building
May	2	Sat	Sewing, Crochet & Knitting Skills Contests @ Extension Office
	5	Tue	Project Advisory Meeting 6 pm
	8	Fri	Redmond Chamber of Commerce Coffee Clatter
June	12-13	Fri-Sat	*Foods Skills Contest, Redmond High, Hugh Hartman Campus
	24	Wed	Record Book Check
	29	Mon	Record Book Check
July	2	Thurs	Record Book Check
	7	Tues	Fashion Review, N. Sister Bldg. Final Record Book Check
	14	Tue	Project Advisory Meeting 6 pm
	25	Sat	North Sister set up day!
	27	Mon	Fair Static Exhibit judging day
July 29-Aug 2			Deschutes County Fair!

**SKILLS CONTEST
DATE CHANGE!!!**

Skills Contest Date Change

Because the Redmond School district is furloughing its employees May 1-2, Our food skills contest will now be June 11th-12th! Please make a note of this change in your planning. Sewing, Crochet and knitting contests will be May 2nd at the Extension office.



Skills Contests are Just Around the Corner!!

These contests will be a little different this year,
so be sure to read your registration forms carefully.



Sewing, knitting & crochet will all be held May 2nd, and the forms will be due by April 24th.

Foods contests will be held June 12-13, and registration forms will be due May 29th!

Please be sure to call or e-mail me if you have any questions!

Tina.hohman@oregonstate.edu—548-6088 ext. 7952

Important Skills Contest Pricing Information

This year you will notice a new \$10 refundable deposit on your Skills Contest registration form. Because there were a number of “no-shows” last year, the Home Ec. Advisory committee and I felt that we needed to give participants an extra incentive to show up! I do not like having judges sitting around with nothing to do because we have empty spots, especially when I turned away people last year because time slots were full. So, the way it will work this year is: when you sign in on the day of your contest, you will receive your \$10 deposit back. If you cancel your registration after the deadline, or fail to show up for your contest, we will retain the deposit. Thanks for your understanding in this situation!

Also, I had several people last year pay \$5 for each cooking contest they entered. This is not necessary. There is one \$5 fee for cooking (no matter how many contests you enter) one for sewing, and one for knitting or crochet. Your maximum expense would be \$15 if you enter all three contests. However, in these tough times, if this is a financial burden, please don't hesitate to contact me. Scholarships are available.

Tina

Food Skills Contest Registration

*Due in the Deschutes County Extension office by Friday, May 29th, 2009
Slots will be filled in the order they are received.*

Name: _____ Grade: _____

Address: _____ Phone No: _____

Leader's Name _____ County: _____

Make sure you have all the necessary forms for each contests. Check your premium book for details.

E-mail registration is *NOT* an option for this contest!

Questions?? Call Tina @ 548-6088.

**Food Skills and Judging Contests will be held at the Hugh Hartman Bldg. of Redmond High
Friday, June 12th (9 am to 5 pm) & 13th, (9 am to 6 pm)**

Food Skills Contests



Novice Measuring*

(First year Jr. foods members only)

___ 511700211

Jr. Favorite Foods*

___ 511700031 - Magic with Milk

___ 511700111 – Foods of the Pacific Northwest

Special Occasion Table Setting*

___ 511700311 - Junior

___ 511700312 - Intermediate

___ 511700313 - Senior

Intermediate Food Prep Contest:

___ 511601012 – Foods of the Pacific Northwest

Senior Food Preparation Contest:

___ 511601013 – Foods of the Pacific Northwest

*** County only Contests**

Favorite Healthy Foods*

(Adventures & First year 4-H members only)

___ 511700011

Brown Bag Lunch*

(Adventures & First year 4-H members only)

___ 511700021

On The Spot Contest*

___ 511700512 - Intermediate Breakfast

___ 511700513 - Senior Meal

Intermediate Mini-Meal Contest:

___ 511602012 - Food Preparation

___ 511602022 - Food Preservation

Senior Mini-Meal contest:

___ 511602013 - Food Preparation

___ 511602023 - Food Preservation

Day & Time Requested (circle preference)

Food Skills:

Friday AM

Friday PM

Saturday AM

Saturday PM

This request does not guarantee you a

Fees:

___ Food skills \$5

X Refundable deposit \$10

Total \$ _____

Fees will not be refundable after 6/5/09

Deposits will be refunded at contest check in time.

Please make a separate copy of this form for each participant in this year's skills contests. EACH participant must pay a \$10 *fully refundable* deposit. Send registration forms and fees to:
**Deschutes County 4-H
Skills Contest
PO Box 1251
Redmond, OR 97756**

2009 Food Skills Contest Information

2009 Foods and Nutrition Judging Contests Topics

Introductory Level – all first year members:

- ⇒ Accurate measurement of basic ingredients
- ⇒ Identifying the MyPyramid food groups
- ⇒ Management and safety – preparing fruits and vegetables
- ⇒ Table setting for a simple menu

Phases 2 and 3

- ⇒ Quick bread methods or products
- ⇒ Accurate measurement of basic ingredients
- ⇒ Management and safety
- ⇒ Food selection for good nutrition – Nutrition Facts label
- ⇒ Purchasing decisions for food products (unit pricing)

Phases 4-6 and Phases 7-9 (members will judge the same classes but be scored in two groups)

- ⇒ Accurate measurement of basic ingredients
- ⇒ Food selection for good nutrition – reading labels for calories and nutrients
- ⇒ Purchasing decisions for food products
- ⇒ Shortened cake methods or products
- ⇒ Management and safety

Some resources in addition to project materials:

*The U.S. Food and Drug Administration, Center for Food Safety and Applied Nutrition website <http://www.cfsan.fda.gov/~dms/foodlab.html> has information on understanding and using the nutrition facts panel on food labels.

*More information on MyPyramid and food amounts can be found at <http://www.mypyramid.gov/>

*The Dairy Council of California website has some activities related to building the pyramid and matching foods to the correct group. <http://www.dairycouncilofca.org/activities/pyramain.htm>

*Grocery store tours might provide practice reading and interpreting unit pricing labels.

Useful Steps for Any Food Prep Contest

- *Enter w/ boxes, ice chest and poster.
Keep them on the floor
- *Hang poster
- *Wash hands (with soap)
- *Fill one side of sink with hot soapy water
- *Wash down counters, stove top, inside microwave and table (even if they look clean) with
a solution of 1T. liquid bleach to 1 gallon water or 1 1/3 t. liquid bleach to 1 quart water
- *Introduce yourself to judge and give necessary forms (recipe for Jr.s). Tell her what you are preparing and that you are ready to begin. Ask any questions you have at this time (operation of stove, location of interview)
- *Wash hands again
- *Put on apron
- *Set table
- *Set out wax paper
- *Organize “prep” area, setting out foods & utensils on cookie sheets
- *Transfer highly perishables from ice chest to refrig/freezer
- *Hang garbage sack
- *Tape task sequence to work cabinet or counter
- *Begin food preparation

After food is prepared:

- * Remove apron
- * Tell judge you are ready to serve
- * Serve one serving size to judge (one muffin, 3 oz meat, 1/2 cup vegetables, etc)
- *

After interview:

- ◆ Hand left-over food to clerk so they can serve the public
- ◆ Put table setting in box
- ◆ Wash dishes - - box
- ◆ Wash counter, table, stove, inside microwave (if used)
- ◆ Remove boxes, garbage sack and ice chest from kitchen (leave poster for display)

Judges Tips for Foods Skill Contest

FOOD PREPARATION CONTEST

Roberta Newman

CLEANLINESS

Most people know to wash their hands before cooking, but what else needs to be cleaned in the kitchen before you start chopping, or opening containers?

Hands-

wash them before touching ingredients or utensils before setting the table to serve
after handling raw eggs and meats.
whenever coughed, sneezed, touched hair, nose, floor or garbage sack
upon re-entering the kitchen during a contest

Work Area-

wash counters before setting out ingredients, equipment
wipe down stove top and inside microwave (even if you won't use them)
clean card table (or table setting area) before setting out serving dishes
after interview: wash down counters, stove top and card table again

Equipment/Supplies-

1. before opening metal cans, rinse off lids
2. after unpacking from boxes, rinse out mixing bowls, cooking containers and utensils
3. before setting the table, rinse off place setting and serving dishes.
4. bring only clean dishtowels, hand towels and potholders/oven mitts to use
5. at home, examine all pots and pans to verify cleanliness
1. at end of contest, clean drain stopper in sink –throw food in garbage sack
7. once counter has been cleaned, set out strips of wax paper to catch any spills

Ingredients-

-- rinse off fruits and vegetables before peeling, slicing or chopping
-- rinse off egg shell before cracking
-- if raw poultry is rinsed off, be sure to sanitize the sink immediately

Sanitation-

- * enter the contest with hair pulled back –scrunchie, barrette, rubber band, etc
- * keep boxes/ice chest on floor at all times, even during unloading and repacking
- * Use a bleach/water solution (1T. bleach to 1 gal. water) in a labeled spray bottle or a food safe kitchen anti-bacterial product (the label *must* say food safe!).
- * Sanitize cutting boards, sink, hands, counter, knives and anything else raw eggs/meat touch
- * wear apron during food prep and baking session of contest – remove after serving judge
- * tape garbage sack to side of work area. Use appropriate size for amount of garbage generated. Line w/ plastic bag

ORGANIZING YOUR WORK SPACE

Your bedroom at home may be cluttered, but that doesn't mean your kitchen counter needs to be.

Learning how to set out ingredients and equipment will reduce chances of making mistakes in contest.

Cookie Sheets-

- ◆ one method is to place equipment on one cookie sheet, ingredients on another cookie sheet
- ◆ triangle method – all ingredients start on one cookie sheet and are moved to the other after they are used. The center of the table (directly in front of you) is reserved for the measuring, mixing, etc.

Jars-

fruit jars, ceramic vases are great for displaying utensils while taking up limited counter space

Place Setting/Serving dishes-

Why set table setting before beginning food prep? :

- * it keeps clutter down in kitchen
- * reduces chance of breakage
- * allows food to be served as soon as completed

TASK SEQUENCING

Move over recipes! Task sequencing is taking over. Never again will you forget to preheat that oven or hang that garbage sack.

Definition-

Task sequencing incorporates a recipe (ingredients, amounts, measurements and utensils) into the steps needed to prepare the food(s).

Advantages-

- ◆ breaks large tasks into small steps (manageable sized)
- ◆ you always know what to do, never having a look of fear or uncertainty
- ◆ you will finish the contest quicker because you stayed focused
- ◆ reduce risk of forgetting to use an ingredient or worse yet, use the ingredient twice
- ◆ steps are excellent way to show your organizational ability
- ◆ your self confidence is increased with this successful approach

How it Works-

1. begin by listing each step of food prep in great detail
2. number each step
3. arrange steps so they follow a logical order
4. after making the food several times, work toward condensing the wording of the step
5. vary the size of the print (bold, capitalization, lower case, etc) so important info stands out
6. use arrows and other symbols to replace some words
7. first 14 and last 5 or so steps are generic for all contests
8. tape the list to a cupboard in kitchen so it is at eye level and away from foods that may spill on it
9. after completing a step, cross it out or check it off

Sewing, Knitting & Crochet Skills Contest Registration

*Due in the Deschutes County Extension office by Friday, April 24th, 2009
Slots will be filled in the order they are received.*

Name: _____ Grade: _____

Address: _____ Phone No: _____

Leader's Name _____ County: _____

Questions?? Call Tina @ 548-6088.

**Sewing, Knitting & Crocheting Skills and Judging Contests will be held at
The Extension Office, Saturday, May 2nd, noon to 8 pm.**

Knitting Skills contest*

Juniors

___ 360700011 - Phase 1
___ 360700021 - Phase 2
___ 360700031 - Phase 3

Intermediates:

___ 360700012 - Phase 1
___ 360600022 - Phase 2
___ 360700032 - Phase 3
___ 360700042 - Phase 4
___ 360700052 - Phase 5
___ 360700062 - Phase 6

Seniors:

___ 360700013 - Phase 1
___ 360700023 - Phase 2
___ 360700033 - Phase 3
___ 360700043 - Phase 4
___ 360700053 - Phase 5
___ 360700063 - Phase 6
___ 360700073 - Phase 7

Crocheting Skills contest*

Juniors:

___ 370700011 - Phase 1
___ 370700021 - Phase 2
___ 370700031 - Phase 3

Intermediates:

___ 370700012 - Phase 1
___ 370700022 - Phase 2
___ 370700032 - Phase 3
___ 370700042 - Phase 4
___ 370700052 - Phase 5
___ 370700062 - Phase 6

Seniors:

___ 370700012 - Phase 1
___ 370700022 - Phase 2
___ 370700032 - Phase 3
___ 370700042 - Phase 4
___ 370700052 - Phase 5
___ 370700062 - Phase 6

Clothing Skills Contest:*



___ 320700110 - Beginner ___ 320700210 - Expanding ___ 320700310 - Advanced

Time Requested (circle preference)

Early afternoon Late afternoon Evening

This does not guarantee you a slot at this time, but I will do my best!

Please make a separate copy of this form for each participant in this year's skills contests. EACH participant must pay a \$10 *fully refundable* deposit. Send registration forms and fees to:

**Deschutes County 4-H
Skills Contest
PO Box 1251
Redmond, OR 97756**

Fees:

___ Clothing skills	\$5
___ Knitting &/or Crocheting	\$5
<u>X</u> Refundable deposit	\$10

Total \$ _____

*Fees will not be refundable after 4/24/09
Deposits will be refunded at contest check in time.*

Sewing, Knitting & Crochet Skills Contest Info

2009 Sewing/Clothing Judging Contests Topics

Introductory Level – all first year members

- ⇒ Basic seams (straight or curved)
- ⇒ Sewing tools
- ⇒ Casings or hems (machine stitched)
- ⇒ Cutting, pinning, pattern placement skills

Basic skills – levels 2 and 3

- ⇒ Pattern / fabric coordination
- ⇒ Cutting skills
- ⇒ Facings
- ⇒ Casings
- ⇒ Fabric identification

Expanding skills levels 4-6 and

Advanced skills levels 7-9

(members will judge the same classes but be scored in two groups)

- ⇒ Techniques for stretchy fabrics
- ⇒ Fabrics which require matching
- ⇒ Hemming techniques
- ⇒ Zippers
- ⇒ Fabric / pattern coordination

In addition to project materials [including Measuring Up: Quality Standards for Sewn Items/ Projects and Sewing Skills Checklist], specific techniques can be reviewed in a commercially available sewing book.



Confused? Overwhelmed?

If you are a new 4-H leader, member or parent and are looking at all this skills contest information and thinking “What in the world does this all mean?” please give me a call or drop me an e-mail and I will help you wade through it! I don’t want anyone to feel confused or frustrated, but there is a lot of information to digest! I’m here to help if I can!

Tina

548-6088

tina.hohman@oregonstate.edu

Sewing Skills Practice

Patterns for practicing your sewing skills contest items are available here at the extension office. You can also call or e-mail me, let me know which patterns you need and how many, and I will mail them to you! You will again have the option of donating your item to one of various organizations. Last year we donated items to , Bethlehem Inn, Grandma’s house, and Morrow’s Christmas stocking drive. Remember to save all those practice items and we will donate them as well! If you practice an item twice and make it the day of the contest, that would give us a total of 3 items to donate!

Tina

Sewing Contest Tips

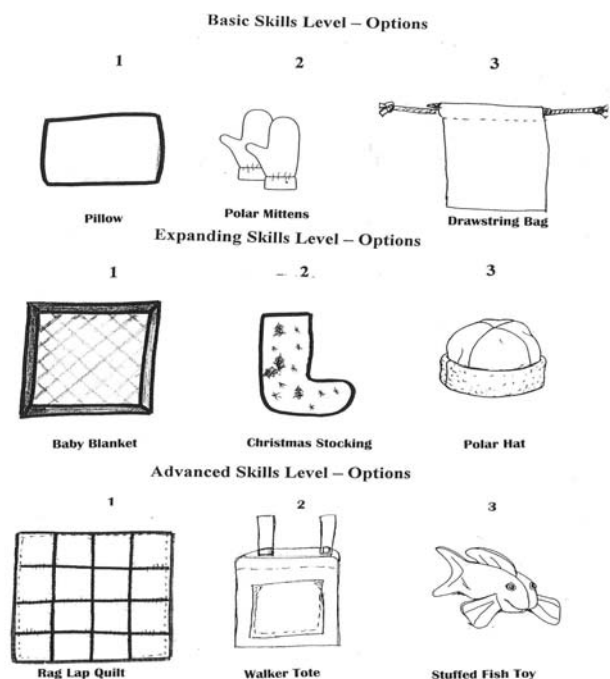
Jean Keffer

*Bring your own Machine, thread, notions.

While some of these things will be provided, don’t take any chances!

*Know how to change the bobbin, thread and do basic adjustments on your machine.

*Practice your pattern ahead of time and be sure you understand all the instructions.



Knitting Skills Contest Patterns

Phase 1: Garter Stitch

Cast on 18 stitches.

Knit each row for 4 inches. (Garter stitch)

Bind off and work in loose ends.

Phase 2: Bias Binding

Cast on 10 stitches

Row 1: Inc 1 st in 1st st, by knitting in the front then the back of the stitch, K7, K2 tog.

Row 2: Purl all sts.

Repeat these two rows until piece is 2 inches long. Bind off and work in loose ends.

Phase 3: Pick up Stitches

Cast on 12 sts.

Row 1: K

Row 2: P

Repeat row 1 and 2 for 21 rows. Bind off. With Right side of stockinette facing you, pick up and K 17 on either side of swatch.

Row 1: K1, P1 across.

Row 2: P1, K1 across.

Repeat rows 1 and 2 twice. Bind off and work in loose ends.

Phase 4.1: Cable Stitch (first year skill level 4)

Cast on 23 sts.

Rows 1 and 3: S1, P3, K6, P3, K6, P3, K1.

Rows 2 and 4: S1, K3, P6, K3, P6, K4.

Row 5: S1, P3, S the next 3 sts onto a cable needle and leave at front of work, K3 sts, then K3 sts from cable needle, P3, S the next 3 sts onto a cable needle and leave at back of work, K3 sts, K3 sts from cable needle, P3, K1.

Row 6: Repeat row 2.

Repeat row 1 through row 6 three times. Bind off in pattern and work in loose ends.

Phase 4.2: Multiple of 10 stitches (second year skill level 4)

Recommended time: 45 minutes

Cast on 20 sts.

Row 1: and all uneven numbered rows - wrong side- P.

Row 2: *K2, yo, K1, **K2 tog twice**, K1, yo, K2; repeat from * to end.


Row 4: *K3, yo, K2 tog twice, yo, K3; repeat from* to end.

Row 6: *K2 tog, K1, yo, K4, yo, K1, K2 tog; repeat from * to end.

Row 8: *K2 tog, yo, K6, yo, K2 tog; repeat from * to end.

Repeat these 8 rows from pat until 24 rows - about 4 ins from beg., end on right side with pat row. Bind off as to P. Work in loose ends.

4.2



Phase 5.1: Knitting with Colors (first year skill level 5)

Recommended time: 45 minutes

Cast on 19 sts.

Row 1: K

Row 2: P

Repeat row 1 and 2 twice

Row 7: Join color as needed and work in stockinette stitch following chart for design (11 rows).

Work remaining rows in stockinette stitch. Bind off and work in loose ends.

5.1



Phase 5.2: Knitting with Colors (second year skill level 5)

Recommended time: 45 minutes

Cast on 19 sts.

Row 1: K

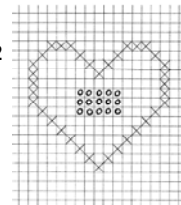
Row 2: P

Repeat rows 1 and 2.

Row 5: Join colors as needed and work in stockinette stitch following chart for design (14 rows).

Work remaining rows in stockinette stitch. Bind off and work in loose ends.

5.2



Phase 6: Knitted edge

Recommended time: 45 minutes

Cast on 10 sts.

Row 1: K2, P2 tog, yo, K2, P2 tog, yo, K2. (Always count each yo as one st)

Row 2: Repeat first row.

Row 3: Bind off 2 sts (one st remains on right-hand needle) P1, K2, P2 tog, yo, K2. 8 sts on needle

Row 4: K2, P2 tog, yo, K2, yo, P2 tog.

Row 5: Bind off 2 sts. (One st remains on right-hand needle) K1, P2 tog, yo, K2. 6 sts on needle.

Row 6: K2, P2 tog, yo, K2, cast on 2 sts. 8 sts on needle.

Row 7: P2 tog, yo, K2, P2 tog, yo, K2.

Row 8: K2, P2 tog, yo, K2, P2, cast on 2 sts. 10 sts on one needle.

Repeat these 8 rows 5 times.

Next: work rows 1 through 3.

Bind off in Row 4 pattern without the 2 yo.

Work in loose ends.

Crochet Skill Contest Patterns

Phase 1: 4x4 Square

Use J hook and 4 ply yarn

Row 1: Chain 16, turn.

Row 2: In second stitch from hook, single crochet. Single crochet across row. **(15 stitches) Chain 1, turn.**

Row 3, Single crochet across row. Chain Three, turn.

Rows 4, 5, 6, 7: Double crochet across row, chain three, turn.

Row 8: Double crochet across row. **Chain 1, turn.**

Row 9: Single crochet across row. Chain 1, turn.

Row 10: Slip Stitch across row. Fasten off and work in loose ends.

Phase 2: Old American Granny Square

Use J hook and 4 ply yarn

Rnd 1: Chain 6, join with sl st to form ring.

Rnd 2: Ch 3, (2 dc, ch3, *3 dc. in ring) Ch 3*, rep pattern between * * two more times. Sl st into first ch 3 to join.

Rnd 3: **Sl st to first ch 3 sp** (ch 2, 2 dc, ch 3, 3 dc) in first ch 3 sp. * (ch 1, 3 dc, ch 3, 3 dc) in next ch 3 sp. Rep from * 2 more times. Ch 1, sl st into ch 2 to join.

Rnd 4: **Sl st to first ch 3 sp.** (ch2, 2 dc, ch3, 3 dc) in first ch 3 sp. * ch1, 3 dc in ch 1 sp.

(ch 1, 3 dc, ch 3, 3 dc) in each corner*. Rep from * until all the way around.

Ending: ch 1, sl st to join. Fasten off and work in loose ends.

Rnd 3 & 4 note of explanation: "Sl st to first sp" means sl st in each st until you reach the first sp.

Phase 3: Bi Color Octagon

Use J hook and 4 ply yarn

With light color – chain 6, join with sl st to form ring.

Rnd 1: Light - ch 3, work 15 dc in ring, join with sl st to top of ch 3. Fasten off

Rnd 2: Attach dark yarn (ch 3, 1 dc, ch 1, 2 dc) in first st, skip 1 st, *(2 dc, ch 1, 2 dc) in next st, skip 1 st, rep from * 6 times. Join with sl st. Fasten off.

Rnd 3: Attach light yarn in 1st ch sp (ch 3, 1 dc, ch 1, 2 dc) in same sp, *1 dc between 4 dc groups, (2 dc, ch 1, 2 dc) in next ch sp. Rep from * 7 times, dc between last 4 dc group, join with sl st to top of ch 3. Fasten off.

Rnd 4: Attach dark yarn and work a sc in each dc and 2 sc in ea ch. Fasten off.

Phase 4: Popcorn Stitch

Use J hook and 4 ply yarn

Row 1: Chain 16

Row 2: In 3rd chain from the hook half-double crochet (hdc), continue hdc across **(14 hdc) Chain 2, turn**

Row 3: Hdc across. **(14 hdc-plus turning chain) Chain 3, turn**

Row 4: Sk 1 st, dc 3 times in next st leaving the last loop of each dc on the hook. Yarn over and draw through all 4 loops at one time. **(3dc cluster) Ch 1 to fasten.** (Sk 1 st, 3dc clust, ch 1 to fasten) repeat () 4 times. [There should be 6 clusters made up of 3 dc]. Sk 1 st, dc in end st. **Ch 2, turn.**

Row 5: Hdc across **(14 hdc-plus turning chain) Ch 4, turn.**

Row 6: **Sk 2 st.** [In next stitch do 5 dc. Remove hook from loop remaining on hook. Insert hook from front of work to back of work in the ch st preceding the 5 dc group, catch dropped loop with hook and draw it through the ch st, pull tight. Ch 1 to fasten. (1 popcorn stitch made). Ch 2, sk 2 st]. Repeat [] 3 times. (4 popcorn stitches.) End row with **Ch 1 following the popcorn rather than the ch 2. Sk last st and dc in the top of previous row. Ch 2, turn.**

Row 7: Hdc across (14 - plus turning chain). Ch 2, turn.

Row 8: Hdc across (14 - plus turning chain). Ch 2, turn.

Row 9: Hdc across (14 - plus turning chain). End, cut yarn and pull through loop. Work in ends.

Phase 5: Afghan or Tunisian Crochet

Use size 8 afghan hook and 4 ply yarn

Chain 15

Row 1: Sk 1 ch, (insert hook in the next ch, draw up a loop and leave it on the hook) repeat this across. Do not turn work at the end of the row.

Row 2: Yo, draw yarn through first loop on hook, (yo, draw through 2 loops) continue back across, do not turn work; the 1 remaining loop counts as 1st st on next row.

Continue these rows until finished product is 4 inches long.

Phase 6: Create Your Own Original Design

1. Create your own original design using skills learned in previous phases.
2. In the accompanying graph paper, chart your pattern as closely as possible.
3. Crochet a swatch at least 4"x 4" showing the pattern stitch you would use in your original design.
4. On the back of the graph paper jot down and be prepared to tell the judge the following things:
 - A. Where did your inspiration come from for your original design? (Picture in a magazine or catalogue, garment you have seen on someone, combination of patterns, leader, parent, or another individual, just thought it up on your own.
 - B. How did you choose the yarn you are using and what determined your color choice?
 - C. What size hook are you using and how did you choose this size?
 - D. How did you determine the size of the garment and the appropriate gauge?
 - E. What would be the cost of your original design when finished (approx.) Supplies, cost of your labor, retail cost (What would you expect to pay in the store for the same item?)
 - F. Did you have fun doing this contest?

Small Animal

Important Small Animal Dates to Remember

2009

Apr 25	Sat	DCLA Small Animal Show & Judging Contest (poultry, rabbit, cavy); HDAC
May 5	Tue	Small Animal Meeting, North Sister Bldng, 6 PM
May 21	Thu	Auction Committee Meeting, 6:30 pm; Extension Office
Jun 18	Thu	Auction Committee Meeting, 6:30 pm; Extension Office
Jul 9	Thu	Small Animal Weigh In—4-6:30pm; Place TBD
Jul 14	Tue	Small Animal Meeting, North Sister Bldng, 6 PM
Sep 8	Tue	Small Animal Meeting, North Sister Bldng, 6 PM
Sep 17	Thu	Auction Committee Meeting, 6:30 pm; Extension Office
Oct 13	Tue	Small Animal Meeting, North Sister Bldng, 6 PM

Small Animal Quiz Bowl

Senior

Anna Weiss	CH, B
Kim Shanahan	RC, B

Intermediate

Kraelyn Walker	CH, B
Sierra Puckett	RC, B
Claire Wodrich	B
Joy Grossman	B
Ashley Sowers	B
Katelyn Starr	B
Mickaela Cyrus	R

Junior

Kaitlyn Boswell	CH, B
Madi Anderson	RC, B
Remington Slicker	B
Savanna Puckett	B
Mallory Silvey	B
Gatlin Cyrus	B
MaKenzie Kolkman	B
Breanna Burt-King	B
Surayha Elbers	B
Madison Slicker	B
Tyler Surface	B
Jenna Herndon	R
Crystal Folmar	R
Kohlie Walker	R
Walker King	R

Clover Bud

Flynn Slicker	Participant
---------------	-------------

Small Animal Show & Judging Contest

It's time to begin preparing your small animal project members for their upcoming judging contest. This is a terrific event to participate in—even if you don't participate in the show, come without your animals and participate in the judging contest, and learn some valuable showmanship skills in preparation for fair, other shows, and the mastershowmanship contest.

Judging contests are terrific preparation for decision making skills, public speaking, analytical processes, as well as project specific learning.

Join us for the fun, Saturday, April 25. ccb

NOTICE:

**Advisory Meeting Date
Changed to May 5!**



Sign up now for your 10% discount at Country Feed & Pet Supply!

Receive an extra 5% off when you order & prepay a ton of feed

Pullets, meat birds and turkeys start arriving March 20th

~Store available for meetings~

61530 American Lane
Bend, Oregon 97702
382-3511

Small Animal 4-H Show & Judging Contest



Sponsored by Deschutes county leaders association
Saturday, April 25th
**Deschutes County Fairgrounds,
Redmond**

Cost:	Pre-Registration	Day of show
Showmanship:	\$3.00 per project area	\$4.00 per project area
Conformation:	\$1.00 per animal	\$2.00 per animal
Judging Contest:	\$1.00	\$2.00

Pre-Registrations must be postmarked by April 18th

Sign-up & Health Check 8:30-9:30am *ONLY*
Everything starts at 9:30am

Food booth will be available.
Please pre-order
Hot Dog, Chips and Drink

Project related Buy/Sell/Trade area available

All animals must be health checked to participate.

Name:	Address:		
You must be entered showmanship to participate in confirmation			
Project		Breed	
Showmanship:	Novice Junior Int. Senior (Circle one)	\$	
Judging contest:	Junior Int. Senior (Circle one)	\$	
Pre- Order lunch- Hotdog, chips and drink---		\$ 3.75	

Make checks payable to DCLA

Total: _____

Send all entries to: *Carey Silbaugh 60857 Windsor Dr. Bend Or 97702*
(541)389-7467



Oregon Fryer Commission and
 OSU Extension Service
 12th Annual Youth Pen of Fryers Contest
 2009
Registration Form

The Oregon Fryer Commission Youth Pen of Fryers Contest is provided to give an opportunity for Oregon's youth to participate in the rearing of a small flock of chickens to market age. This would give them the opportunity to gain a greater awareness and understanding of the poultry industry in Oregon.

Contest Rules:

1. All Contestants must register by **April 11, 2009**.
 (A \$10.00 non-refundable registration fee is required)
2. Contestants must be less than 20 years of age.
3. The birds submitted for judging must have been provided by the OFC Youth Pen of Fryers Contest. Chicks for the contest will be available on **Saturday, April 18, 2009**.
4. Children related to anyone receiving pay directly from any company represented by the Oregon Fryer Commission, or the Contest are not eligible to win prizes.
5. One pen of three (3) fryers must be submitted for judging on **Saturday, May 30, 2009**, at the Polk County Fairgrounds. If the birds are not submitted as promised, the contestant agrees to pay the contest \$25.00 to help offset the cost of the contest.
6. Following judging the birds become the property of the contest and may **not** be taken home. The birds will be processed and donated to charity.
7. Photographs taken during the contest may be used on the contest web page or other in other outlets for information and promotion purposes.

Contestant Name _____ Age _____ Birth Date _____

Address _____ City _____ State _____ Zip _____

Phone _____ Email Address _____

If more than one child in your family will be participating, list names and birthdates below. Only one form will be needed per family.

Shirt sizes for Contestant(s): Youth Size S M L Adult Size S M L XL

Contestant Social Security No(s) _____
SSN is required when purchasing Savings Bonds. Supplying it ahead of time will speed up prize delivery. It will remain completely confidential.

I promise to abide by the rules of the Youth Pen of Fryers or Layers Contest.

Signatures: (required)
 Contestant(s) _____ Parent/Guardian _____

Please return your completed form and a check for \$10.00 payable to the **Ag Research Foundation** to:
 Dr. James C. Hermes, Contest Superintendent; Department of Animal Sciences, Oregon State University, Corvallis, Oregon 97331-6702.

This form may be copied and distributed to interested youth.

South County News

The LaPine/Sunriver Relay for Life will be held from 10:00am Saturday, June 27 through 10:00am Sunday, June 28 at the LaPine High School track. Registration forms and collection envelopes are available now. Walking times are available in 2 hour increments (10:00-12:00, 12:00-2:00, etc.), and will be filled on a first come first serve basis. We ask that clubs "break up" a little for this event and recommend only a few walking per time slot as there are 12 time slots to fill. The theme for this year's event is "The Olympics". If you would like to take part in this community service, help to organize or decorate for the event, or have any questions, please contact Don and Karen Aamodt at 536-5473 or Debbie Young at 480-0717.

Other **Shear Delight** news...the club will be visiting the Prairie House on Saturday, April 11 and sharing Easter cookies with the residents. We are also planning a couple club field trips to various producers to pick out our project lambs.

The Boots & Buckles 4-H club recently held a fundraiser at the farmers market at the Grange in La Pine. We met many friendly people who were very supportive of the 4-H program. Our club is trying to ride their horses as much as possible during spring-break, submitted by Tristan Cox, Junior leader.

The La Pine Beef Club took a field trip to visit Jerry Klatt in Culver and walked through his ranch looking at the Piedmontese cattle. They are double muscled cattle and known for their fine bones and lean meat.

Chief Paulina Riders had their in-house meeting going over record books and studying bits for their educational display. A few club members have attended an open show, one is doing some sorting at Cascade Cattle Club and a couple more are taking riding lessons gearing up for the spring club riding meetings and getting ready for fair.



Dog House



Schedule of Events

⇒ All committee meetings will be at the North Sister building on the fairgrounds.

2009

Tue	Apr 7	Dog Judging Contest; 6:30 pm; HDAC
Tue	May 5	Dog Committee Meeting, 6: pm
Tue	Jul 14	Dog Committee Meeting, 6: pm
Tue	Sep 8	Dog Committee Meeting, 6: pm
Tue	Oct 13	Dog Committee Meeting, 6: pm

Fair Judges:

Teresa Hall, Obedience
Jeremy Green, Showmanship

Dog Quiz Bowl

Crook County, in partnership with Kaitlin Brouhard, will be hosting a series of Dog Quiz Bowls. These events will be held on Saturday, April 25 starting at 1:00 pm and Saturday, May 9 starting at 1:00 pm. These events will be held in Prineville at the 4-H Clover Club Building. From more information contact the Crook County Extension office at 447-6228 or jeremy.green@oregonstate.edu.

NOTICE:

**Advisory Meeting Date
Changed to May 5!**

4-H Showmanship Clinic

Bring a chair, dog crate, lunch, dog treats, show collar & lead to Polk County Fairgrounds on Saturday, April 18. Sharon Cummins and Carol Skinner will be teaching the clinic, both have years of experience in 4-H, Junior Handling, Showing, and Judging. The cost is \$15.00 per dog/handler team. Beginners will be from 10 to 12:30 (first and second years in 4-H) and Advanced will be from 1:30 to 4:00 (three or more years in 4-H). From more information contact Chris McMahan, 503-588-9094 or petrotts@comcast.net or Barb Griffin, 503-589-1825 or gwinndell@aol.com.

Catch Pen

Important Livestock Dates to Remember

<u>2009</u>		
*Tue	May 5	Livestock Committee Mtg, 6: pm; North Sister Bldng
Mon	May 18	Sheep, Swine, Goat Weigh In; 4 pm—8 pm; Behind the Barns
Thu	May 21	Auction Committee Mtng; 6:30 pm; Extension Office
Sat	May 30	Meat Goat Judging Contest; 10:00, Place TBD
Sat	Jun 6	Juniper Jackpot; DCFE, Beef or Sheep barn
Thu	Jun 18	Auction Committee Mtng; 6:30 pm; Extension Office
Sat	Jun 27	Goat Judging Contest, 10 AM—place TBD
Tue	Jul 14	Livestock Committee Mtg, 6: pm; North Sister Bldng
Tue	Jul 28	Livestock Arrives for Fair, 7 am—12 pm
Wed-Sun	Jul 29-Aug 2	DESCHUTES COUNTY FAIR
Tue	Sep 8	Livestock Committee Mtg, 6: pm; North Sister Bldng
Thu	Sep 17	Auction Committee Mtng; 6:30 pm; Extension Office
Tue	Oct 13	Livestock Committee Mtg, 6: pm; North Sister Bldng



**red denotes changed dates*

Central Oregon Ranch Supply's Awards Program

The minimum requirements are as follows:

1. Open to all 4-H & FFA Exhibitors
2. Sign-up at Central Oregon Ranch Supply
3. Market animals only
4. Keep receipts from CORS for feed & services
5. Minimum Feed Purchases
 - Steers: 30 (50 lb bags)
 - Lambs: 5 (50 lb bags)
 - Pigs: 9 (50 lb bags)
 - Goats: 5 (50 lb bags)
 - Poultry: 2 (50 lb bags)
 - Rabbits: 2 (50 lb bags)

For more information contact Central Oregon Ranch Supply at 541-548-5195 or CORS@centraloregonranchsupply.com.

NOTICE:

**Advisory Meeting Date
Changed to May 5!**

Advancements Required!

All 4-H livestock exhibitors will now be required to include a completed *step 1* advancement with their pre-fair record books. (if advancements are available.) In the case of market projects, there is a meat animal advancement; juniors must show progress on step 1. Any questions, give Candi a call.

OSU Hog & Lamb Sale

Saturday, April 11, 2009 at the Benton County Fairgrounds, Guerber Hall, 53rd Street, Corvallis.

Animal Viewing starts at 11:00 am
Lambs & Consignor Project Lamb sales start at 12:30 pm.
Swine Unit project Pig sales starts at 1:15 pm

For Questions, Contact Brianna Panter @ 541-737-3292 or Brianna.panter@oregonstate.edu

Goat Jamboree

Central Oregon Goat Association's 8th Annual goat jamboree will be held on Saturday, April 18 from 8a.m. to 3:15 pm. The Jamboree will be at Wind Ridge Farms, 60535 Bobcat Rd in Bend. For more information contact Charleen at 541-548-2226 or charpez@aol.com.

Fair Judges

Beef: Kathleen Buchanan
Swine: Brett Kaysen
Sheep: TBD
Goat: Marie Layman
Llama & Pack Goat: Marjorie Robson (Tentative)
Meat Goat: Cathy Pindell (Tentative)

Eleventh Annual Juniper Jackpot Livestock Show

Saturday, June 6, 2009
Deschutes County Fair & Expo ~ Redmond, Oregon
Sheep Barn

Schedule

Friday, June 5

Animals may arrive

6 p.m.

Concessions

Saturday, June 6

Beef & Sheep Arrive: Register & Weigh In

7:30—8:30 a.m.

Pigs Arrive: Register & Weigh In

8:30—10:00 a.m.

Goats Arrive: Register & Weigh In

9:00—10:00 a.m.

Exhibitors Meeting, Beef & Sheep

8:45 a.m.

Exhibitors Meeting, Pig

Immediately following Sheep Show

9 a.m.

Sheep: Market followed by showmanship and production

10 a.m.

Beef: Production, steer show 15 minutes after females, but not before Noon.
Showmanship to follow.

10:30 a.m.

Goat: Showmanship followed by Market and Breeding

11:30 a.m. (Approximate, following the sheep show)

Swine: Showmanship followed by Market and Production

Entry Fees

Showmanship all species: \$12 per class

Beef: \$30 per class

Sheep, Goat, & Swine: \$20 per class—*No refunds*

No Pen Fees: (All animals must be in pens to be available for health checks)

Registration Deadline: May 29, 2009


Entries will be taken after entry deadline with a \$10 late fee per animal.

Judges

Beef—Dick Hubman

Sheep & Swine—Jared Collins

Goat—Becci Glover



Entry Rules:

1. Classes open to 4-H or FFA members and Junior Association members, 4th grade thru 20 years of age as of January 1, 2009
2. Animals may arrive Friday evening from 6-9 PM, but will not be weighed until Saturday morning.
3. **Exhibitors will be expected to fit their own animals.** Juniors or novices may have help from older members or demonstration from leaders or parents. However, prolonged fitting by someone other than the member will result in a violation. A violation can mean disqualification and forfeiture of entry fees and monies earned.
4. Showmanship classes will be divided by grade: Advanced Senior: Out of school through 20 years as of January 1, 2009, Senior: 10-12, Intermediate: 7-9, and Junior: 4-6. There will also be a Novice division.
5. Novice is defined as a member who is participating in their first year of showing with their species. Novice entries may NOT cross enter in another division.
6. Market classes will be divided by weight. Only one weigh-in will be allowed and no late weigh-ins.
7. Production classes for sheep & swine will be divided by breed with an additional crossbred class. Beef and goat production classes will be divided by age. (All breeds will show together)
8. Any breed with 10 or more entries may constitute a separate class. Classes may also be combined. All at the discretion of the show management.
9. **Registration papers are required** on breeding animals and must be in the exhibitor's or their family or farm name. Papers (or proof of application) will be checked at the show. Crossbred entries will not require papers.
10. **No** artificial means of removing physical defects are allowed.
11. Abusive language, unsportsmanlike conduct, or abuse to an animal will be reason for immediate disqualification and removal from the grounds and loss of fees & monies earned.
12. Market animals will **not** be allowed in production classes.
13. Entry deadline is May 29, 2009. Late entries will be accepted until weigh-in, if space is available, with a \$10 late fee per animal. No refunds.
14. Juniper Jackpot Show management reserves the right to interpret these rules and settle all matters or make any changes for the benefit of the show.
15. Shavings will be provided by the show, any other bedding must be supplied by the exhibitor.
16. All animals and exhibitors must leave at the end of the show, no later than 8 pm Saturday, June 6. Exceptions upon show committee approval ONLY.
17. Juniper Jackpot Show, 4-H, or Deschutes County Fair and Expo will not be responsible for any loss or damage that may occur. Each exhibitor is responsible for themselves and their animals.
18. All sheep must be "Scrapie" tagged. Goat exhibitors who are unable to tag, must present proof of compliance to the Scrapie guidelines.
19. All necessary health papers must be presented before unloading animals. Animals traveling from out of state **must present a current** (past 30 days) **health certificate.**
20. There will be a sifting committee. Any animal demonstrating symptoms of a contagious disease, virus, or parasite will not be allowed to exhibit or remain on the grounds. All committee decisions are final.
21. In showmanship, members must show their own animals.
22. **Unethical practices will NOT be tolerated.** Participants demonstrating such behavior will be disqualified and forfeit all entries and awards.
23. The Juniper Jackpot Show encourages compliance with the National FFA and 4-H endorsement that sheep "born after January 1, 2002 should be exhibited only if tails are not docked shorter than the level of the distal end of the caudal tail fold."
24. All goats must be dehorned, except production animals who have horns as part of their breed specifications. If horned animals are shown, horns must be covered with tennis ball or other blunt object.
25. Market goats and lambs must be 1 year of age or younger and still have kid or lamb teeth present.

Accommodations

RV parking will be available. *Self Contained ONLY.*

A \$25 fee will be applied to all those staying on the grounds—we will collect at the show.

Best Western, 541-548-8080

Travelodge, 541-923-7378

Comfort Suites, 541-504-8900

Full Service RV Park on the grounds, 541-548-2711

Redmond Inn, 541-548-1091

Super 8, 541-548-8881

Motel 6, 541-923-2100

Thanks & Appreciation to our Sponsors

Redmond Veterinary Clinic
Downing Cattle Services
Deschutes County 4-H Leaders
KC Angus
Cascade Cattleman
Western Cowman
Pacific Showcase
Redmond Lockers
-E Cattle Co.
The Shops at the Mill

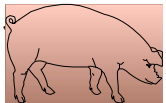
Foss Angus Ranch
Holiday Ranch
Black Gold Angus
Central Oregon Ranch Supply
Thomas Alexander
Swift Steel
Boatman Club Lambs
Les Schwab Tire
Xpress Lube
Ford Cleaners
Deschutes Farm Bureau

10:45 Senior Fitness Class
Terry Fidler Excavation
Grassland Farms
Thomas Sales & Service
Markham Family
Charlie & Virginia Dougherty
Derby Smith Partners
Dames & Dudes Hair Design
Frank & Darlene Ellis
Floyd A Boyd

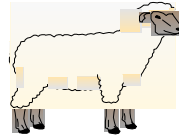
Awards



Supreme Female: \$200 & Award
Reserve Female: \$100 & Award
Champion Bred & Owned Heifer - Special Award
Grand Champion Market Steer: \$200 & Buckle
Reserve Grand Champion Market Steer: \$100 & Award



Supreme Female: \$125 and Award
Reserve Female \$75
Grand Champion Market Hog: \$125 & Buckle
Reserve Grand Champion Market Hog: \$75



Supreme Female: \$125 and Award
Reserve Female: \$75
Supreme Ram Lamb: Special Award
Grand Champion Market Lamb: \$125 & Buckle
Reserve Grand Champion Market Lamb: \$75



Production Class
Supreme Female: \$50 & Award
Reserve Female: \$25 & Award
Grand Champion Market Goat: \$50 & Award
Reserve Grand Champion Market Goat: \$25 & Award

Enjoy the Silent Auction. Bids open at 10 am and conclude at 1 pm
Visa & M/C are accepted.

Ribbons to 5th in all classes

Showmanship

Champion & Reserve Champion Rosettes to all Ages
Grand Champion & Reserve Grand Champion
Showman all species will receive special awards.
Ribbons to 5th in all classes

Any questions, contact:

Payout

In addition to added monies, 65% of all entries taken will be returned to exhibitors.

We will pay a minimum of 1/2 the participants in each class. In showmanship, \$5 of each entry will be paid back in the form of jackpot monies.

Every effort to keep classes to 10 participants or less will be made.

Checks will be mailed the week following the jackpot.

**Bob or Shari Marler, 541/410-7065 (sheep), Judy Hackett, 541/548-0729 (swine),
Sarah Pick, 541/548-3852 (beef), Berni Becker, 541/548-5184 (goat) or
Candi Bothum, 541/548-6088 x 7954**

Horse'n Around



Calendar of Events

Apr 24-26	Sat/Sun	Spring Horse Classic, Albany
*May 5	Tue	Horse Project Meeting, North Sister Bldng, 6 PM
May 23-24	Sat/Sun	DCLA Horse Show; Sagebrush Arena
Jul 14	Tue	Horse Project Meeting, North Sister Bldng, 6 PM
Jul 16-19	Thu-Sun	Deschutes County Horse Fair
Jul 20	Mon	DCF Horse Awards; 6:30 pm
Aug 21-25	Fri/Tue	State Horse Fair
Sep 8	Tue	Horse Project Meeting, North Sister Bldng, 6 PM
Oct 1-4	Thu/Sun	PNW Horse Judges Training
Oct 13	Tue	Horse Project Meeting, North Sister Bldng, 6 PM



Hey 4-H Horse Leaders and Members!

The Oregon 4-H program is ready to begin a state-wide study of 4-H horse leaders and members. Horse leaders and members over age 13 from our county will be randomly selected and invited to participate in the study. This is one of the first research projects in the country to look at the impact of participation in horse 4-H on youth. Dr. Mary Arnold, 4-H youth development specialist at OSU, will be leading the study and she is very excited about getting underway. The results of this study will be groundbreaking in 4-H!

BUT!!! The study can't happen without your help. Selected leaders and parents of 4-H members will be receiving invitations to participate in the mail. Look for the invitation in early March and follow the instructions to participate. Parents will need to sign permission forms for youth to participate, and the surveys will be completed on-line.

The survey is quite detailed, which will help us gain in-depth understanding of the 4-H horse program. But that also means it will take some time to complete, so please plan on 30 minutes to complete the survey. Thanks in advance for your participation! If you have any questions please contact Candi at 548-6088.

Please plan to complete the survey as soon as possible, and THANKS AGAIN FOR YOUR HELP!!!!!!

4-H Gaming Show

Saturday, May 9 at the Hopper's Arena on Hwy 99W. (approx. 14 m South of Corvallis) The show starts at 9:00 am. For more information contact Lynne Miller at 541-847-5938

Junior Horse Bowl Results

Kelly Duggan	CH, B
Elizabeth Larson	RC, B
Zoe VanderHoek	B
Abbey Morton	B
Eden VanderHoek	B
Hallie Harris	B
Lacie Brant	B
Shelby Brinkley	B
Sarah Mayrbat	B
Rachel Harrang	B
Grace Withers	B



Notes from Advisory Meeting

- Horse Judging Contest-Video vs Live Animals
It was discussed to appoint a team to gather representation of various breeds, moving the time and location to allow live animals inside, if these options are not available then using video.
- It was discussed that in meetings having older members mentor younger members. Also, having members chair meetings.
- Herdsmanship numbers at fair 3-6 and 7 and over
- It was decided that Trot a course at 18 inches for the beginner jumpers is to be ran either prior to or following over fences, pulling all difficult obstacles. Allowing the beginning jumpers a better feel for the course, and how to maneuver and work their horse.
- It was agreed to pay out scholarships and travel scholarships for Spring Horse Classic
- Spring Horse Classic is here next year and T-shirts and sweatshirt designs were discussed as well as using the sale of them as a fund raiser. Discussed having a contest for shirt designs.

Horse'n Around

Saddle Up for St. Jude

Oregon Equestrian Trails (OET), Central Oregon Chapter, is once again sponsoring a **SADDLE UP FOR ST. JUDE** ride on the 1st weekend of June, 2009. Who or what is St. Jude? St. Jude Children's Research Hospital is the largest pediatric cancer research center in the world. Why give to them? In 1962 the survival rate for children with cancer was 4% and in 2008 it was 94%. That's reason enough for me and I hope for you.

Saddle Up for St. Jude is merely an equestrian trail ride, whereby participants are asked to solicit pledges or cash donations from friends, family or acquaintances and then bring them to the marked trail and ride sponsored by your local group, OET. What a great way to contribute to the community and enjoy a picturesque part of Oregon from the backside of your horse. This ride starts out from and returns to Sisters Cow Camp, an historical cattle collection spot that has been turned into a campground for equestrian riders. Only 3 miles from Sisters, the site is close to town and the trail takes you through some scenic splendor of Central Oregon.

We ask you to participate by collecting pledges and then going on the ride. Or hand the pledges to one of our participants and let them enjoy the trail while you get the glory of giving to those less fortunate. For the young at heart we hope to develop a riding sponsor or chaperone that can get you along the trail. We sincerely hope you will participate and at the same time have a wonderful riding experience.

And there are prizes too: T-shirts, Sweatshirts, Backpacks and Hats for different levels of collection. You may contact the local organizer, Pat Marquis, @ 541-815-9398 or by e-mail at centraloregon@oregonequestriantrails.org. Pat would appreciate an opportunity to meet with individuals or your group to provide more information about the purpose of this event or talk about the event, itself. Pat can forward electronic copies of the pledge forms, flyer and support materials or mail hard copies to you or your leader.

We thank you for your participation and hope to see you on Saturday, June 6, 2009.

NOTICE:

**Advisory Meeting Date
Changed to May 5!**

CRAZY Ribbon 4-H & Open Horse Show

Benton County 4-H Horse Leaders will be sponsoring a Horse Show Saturday, April 18, 2009. The show will be at the Benton Co Fairgrounds in Corvallis. Office opens at 8:00, show starts at 9:00. For more information contact lynnhoney@hotmail.com

Yamhill Co. Shows McMinnville, OR

Saturday, April 25, 2009 there will be a Crazy Ribbon Open Schooling Show. Show starts at 9:00.

On Saturday, May 30, 2009 will be the Leap Into Spring 4-H and Open Schooling Show. Show starts at 9:00

These shows will be held at the Yamhill County Fairgrounds in McMinnville, OR. For more information on any of these shows contact April Courtney at 503-538-5144.

4-H Pre Fair Horse Show

Horse N Around 4-H Club will be sponsoring this show at the Jefferson County Fair Grounds indoor arena on Saturday, May 9, 2009. Early registration must be post marked by May 4. For more information contact Karen at 546-3185 or 408-2529 or Janis at 546-5563

Lipizzaner Stallions

The Lipizzaner Stallions will be at the Portland, Rose Garden Fri, June 5, 7:30 pm and Sun, June 7, 2:00 and 6:00 pm. They are offering a 4-H discount on tickets. Tickets are \$27.50—Lower 100 level, \$22.50—Upper 100 level, and \$17.50—200 level ends. To Order Tickets call: 503-963-3889, deadline to order is Wed, June 3.

Hippology Question Answers: 1)A 2)A 3)A 4)B 5)A 6)D 7)A 8)D 9)A 10)B 11)B 12)A 13)D 14)B

Deschutes County 4-H
Horse Leaders Present....
A Memorial Day Weekend
Horse Show Event!



4-H & Open Classes in Performance, Ranch Horse, and Gaming Events



Camping and Horse Stalls Available!
Deschutes County Fair & Expo; Juniper Arena
Saturday, May 23—Sunday, May 24, 2009

Come and spend the weekend with us! This is a great opportunity for 4-Hers to get their horses out and to gain show-ring experience. It's also a terrific place for locals to school their show and gaming prospects. General 4-H Rules Apply—If you have questions, please ask. For more information or for registration materials, please contact Candi Bothum at 541/548-6088 x 7954 or Candi.Bothum@oregonstate.edu or go to our website at:

<http://extension.oregonstate.edu/deschutes/>

SCHEDULE

ARRIVAL: After 5 pm on Friday, May 22nd.

PERFORMANCE: On Saturday, all classes will run in numerical order except trail.

TRAIL: Trail will open following showmanship and close at 3 pm on Saturday.

RANCH HORSE: (#135-155). These classes will be going on at the same time on Sunday, with age divisions rotating from class to class. All ranch horse classes are expected to conclude by 12 Noon, but could end sooner. (Ranch Horse Trail & Ranchmanship may take longer)

GAMING: Games will begin immediately following the ranch horse classes on Sunday and run straight through until completion. Approximate start time depends completely on number of entries.

CONCESSIONS: Will be available Saturday and Sunday between 8:30 am and 3 pm (approx)

8 AM Registration—Show begins at 9 AM, both days!

SCHEDULE SUBJECT TO CHANGE DEPENDING ON
REGISTRATIONS. **PRE-REGISTER PLEASE!**

QUESTIONS

Contact Candi Bothum at Candi.Bothum@oregonstate.edu or 541/548-6088 x 7954 or by cell phone at 541/419-6350

CLASS LIST

- | | |
|--|--|
| <ol style="list-style-type: none"> 1. Showmanship - Sr* 2. Showmanship - Int* 3. Showmanship - Jr* 4. Showmanship - OPEN* 5. English Equitation - Sr* 6. English Equitation - Int* 7. English Equitation - Jr* 8. English Equitation - OPEN* 9. English Pleasure - horse 5 & under 10. English Pleasure - 4th-12th grade,
horse 6 & over gelding 11. English Pleasure - 4th-12th grade, horse 6 & over mare 12. English Pleasure - 18 & Over, horse 6 & over gelding 13. English Pleasure - 18 & Over, horse 6 & over mare 14. Walk/Trot Equitation (Rider) (No cross entries) 15. Driving - All Ages (4th grade & older) 16. Bareback Equitation - Sr 17. Bareback Equitation - Int 18. Bareback Equitation - Jr 19. Bareback Equitation - OPEN 20. Western Equitation - Sr* 21. Western Equitation - Int* 22. Western Equitation - Jr* 23. Western Equitation - OPEN* 24. Walk/Trot Pleasure (Horse) (No cross entries) 25. Western Pleasure - horse 5 & under 26. Western Pleasure - 4th-12th grade, ,
horse 6 & older gelding 27. Western Pleasure - 4th-12th grade,
horse 6 & older mare 28. Western Pleasure - 18 & Over, horse 6 & older gelding 29. Western Pleasure - 18 & Over, horse 6 & older mare 30. Working Pairs - (\$1 entry at gate) OPEN 31. Trail - Sr* 32. Trail - Int* 33. Trail - Jr* 34. Trail - OPEN* | <ol style="list-style-type: none"> 135. Ranchmanship - JR 136. Ranchmanship - INT 137. Ranchmanship _SR 138. Ranchmanship—OPEN 139. Roping - JR 140. Roping - INT 141. Roping - SR 142. Roping—OPEN 143. Roping—OPEN—Beginner 144. Cow Working - JR 145. Cow Working - INT 146. Cow Working - SR 147. Cow Working—OPEN 148. Ranch Horse Pattern - JR 149. Ranch Horse Pattern - INT 150. Ranch Horse Pattern - SR 151. Ranch Horse Pattern—OPEN 152. Ranch Horse Trail—JR 153. Ranch Horse Trail—INT 154. Ranch Horse Trail—SR 155. Ranch Horse Trail—OPEN 156. Barrels - JR 157. Barrels - INT 158. Barrels - SR 159. Barrels—OPEN 160. Poles - JR 161. Poles - INT 162. Poles - SR 163. Poles—OPEN 164. Key Race - JR 165. Key Race - INT 166. Key Race - SR 167. Key Race—OPEN 168. NSCA Flag Race - JR 169. NSCA Flag Race - INT 170. NSCA Flag Race - SR 171. NSCA Flags—OPEN 172. Figure 8 - JR 173. Figure 8 - INT 174. Figure 8 - SR 175. Figure 8—OPEN |
|--|--|



Attention NON-4-H Youth Exhibitors: If you are in the 4th, 5th or 6th grade, you may participate in the JR classes. Seventh, 8th and 9th graders may participate in the INT division and 10th, 11th and 12th graders may participate in the SR division. OPEN division will include anyone 4th grade and older who chooses to ride OPEN.

No riders under the 4th grade age will be allowed to participate with a horse. However, there will be coloring books and other activities for their enjoyment.

CAMPING & STALLS

CAMPING: Campsites and Stalls are available. Call to make arrangements. 548-6088 x 7954
RATES FOR CAMPING: \$25 per night with or without electrical, if included with pre-registration. **Add \$5 per night if not pre-registered.**
RATES FOR STALLS: \$10 for the weekend per stall if included with pre-registration. Bring your own bedding and stall is to be stripped upon departure. **Add \$5 per night per stall if not pre-registered.**

GENERAL RULES & GUIDELINES

HELMETS: All youth 18 & under or 4-Hers, must wear approved headgear.

RULES: In all cases where appropriate, general 4-H rules apply. Contest Guide PNW 574

STALLIONS: Are NOT allowed.

CHAPS: Are allowed in Open and Trail Classes ONLY. (Not In Hand or Driving Classes)

EXPECTED CONDUCT: This is a family event sponsored by a youth organization. Alcohol may be consumed, by those of legal age, **in private RVs or camp sites only**. The fairgrounds is a smoke-free facility, and therefore, smoking must also be contained to those areas. 4-H members, leaders, and their families are expected to follow the official 4-H code of conduct.

FINAL DECISIONS: The show committee reserves the right to make final decisions regarding rule interpretations, eligibility and schedule as they see fit.

EXHIBITORS participating in **Trail, Bareback, Walk/Trot or Working Pairs** may ride either English or Western.

ROPING: Juniors and OPEN/beginners will be roping dummies, Intermediates will rope a “calf tracker” pulled by a 4-wheeler, Seniors and OPEN exhibitors will rope cattle in a small enclosed area.. Intermediates will jerk their slack and let go of the rope, seniors and open exhibitors will demonstrate proper dally techniques. For those expecting to dally, horns should be covered. All exhibitors should have some minimum roping experience BEFORE trying it at the show. **Bring your own equipment.**

COW WORKING: Exhibitors will be given a specific sorting or separating “pattern” and a specific time in which to accomplish the task(s), depending on division. All exhibitors should have some minimum cow working experience BEFORE trying it at the show.

RANCH HORSE PATTERN: This will be a pattern designed with elements you might see in western riding as well as on a working ranch.

RANCHMANSHIP: This is an in-hand class that may include knot tying, ear tagging, question answering and walking past hides and other distractions depending on age division.

WALK-TROT EQUITATION/PLEASURE (RIDER & HORSE): “Rider” would indicate a rider who is comfortable only at the walk and trot. “Horse” indicates a rider who has a horse that is only ready to walk and trot. While no cross entries are allowed, this rider may ride a different horse in other appropriate classes. These classes are designed for riders/horses not ready for other classes, NO cross-entries will be allowed. Of course, if these riders would like and are ready to do showmanship, that is certainly acceptable.

**ALL CATTLE CLASSES
MUST BE PRE-
REGISTERED.**

ENTRIES & AWARDS



ENTRY FEES: Pre-entry postmarked by **May 16th** \$50 for all performance events, classes 1-34. \$50 for all ranch horse and gaming events, classes 135-175. or \$85 for the weekend., or \$10 per class; **additional pre-registered family members ride all classes 1-34 for \$30 and 135-175 for \$30 or \$45 for the weekend.** ~ Post Entry \$60 for classes 1-34 AND \$60 for 135-175 or \$110 for the weekend, or \$12 per class– EACH FAMILY MEMBER.

(Additional family member rates are PRE-ENTRY ONLY- Late Family entries will pay full rate) CATTLE CLASSES ARE PRE-ENTRY ONLY!

Cross Entries - No cross entries allowed. Exhibitors may show in only one division.

Non 4-Hers - Are Welcome! Show in the appropriate class for your grade. (4th-6th, junior; 7-9th, intermediate; 10-12th senior or in OPEN, your choice)

AWARDS: Trophies or useable items to first - ribbons to sixth. JR, INT, SR, & OPEN High points (*performance classes will be included for High Point Performance). For ranch horse and gaming high points, all appropriate classes will apply depending on age division; beginning roping is not a high point class (135-155 for ranch horse and 156-175 for gaming.) Eligible high point exhibitors will be same horse, same rider for all * classes. Useable Items for High Point.

PRE-REGISTRATION

Exhibitor's Name _____ Phone _____

Address _____

Email: _____ If in School, Grade _____

Age Division: Performance (classes 1-34): JR INT SR OPEN
 Ranch Horse (classes 135-155): JR INT SR OPEN
 Gaming (classes 156-175): JR INT SR OPEN

Circle One for
Each Type of
Event

Class Numbers To Enter: _____

Camping: _____ # OF Nights—electricity will be provided.

Stalls: We'll need _____ stalls for the weekend.

How much to pay: **POSTMARKED ON OR BEFORE MAY 16, 2009**

	How Many	How Much	Amnt Due
Camping	nights	\$25	
Stalls	Stalls (1 horse per stall please)	\$10 ea for the weekend	
Event Fees PRE-REGISTRATION ONLY—SEE PAGE 3 FOR POST REGISTRA- TION FEES.	\$50 for all performance events, classes 1-34. \$50 for all ranch horse and gaming events, classes 135-175. or \$85 for the weekend., or \$10 per class; additional family members ride all classes 1-34 for \$30 and 135-175 for \$30 or \$45 for the weekend.		
TOTAL DUE , Payable to DCLA (Deschutes County 4-H Leaders' Association)			

I hereby consent and agree that the sponsoring association, any cooperative person, and/or groups shall not be held responsible for loss, damage, and/or liability for injury sustained on the grounds or in the horse show. Presentation of this entry shall be deemed acceptance of this and all rules.

Parent/Guardian Signature _____

**Mail Entry & Check before May 16 to: DCLA Horse Show,
c/o Robin Stokes, 7357 NE Juniper Ridge Rd., Redmond, OR 97756**

Horse'n Around

MORE Hippology Questions You May Be Interested in the Answers

(Answers on the bottom of Page 34)

1. Q: Cleaning up manure is the best way to help prevent external parasites?
 - A. True
 - B. False
2. Q: Bot flies look like:
 - A: Bumble bees
 - B: Elephants
 - C: Flying ants
 - D: None of the above
3. Q: White line disease is caused by a fungus that digests the hoof wall. It is commonly found in:
 - A: Humid regions
 - B: Dry regions
 - C: Hot regions
 - D: Cold regions
4. Q: Laminitis is commonly referred to as:
 - A: Sand Cracks
 - B: Founder
 - C: Thrush
5. Q: Floating refers to what in horses:
 - A: Rasping off the rough edges of teeth
 - B: Pulling teeth
 - C: Taking the horse swimming
 - D: Floaters in the water trough
6. Q: Horse Flies are generally:
 - A: $\frac{3}{4}$ to over 1 inch long
 - B: Most active on warm, sunny days with no wind
 - C: Are an external parasite
 - D: All of the Above
 - E: None of the Above
7. Q: Threadworms mainly affect:
 - A: Young horses
 - B: Old horses
 - C: Horses that stand in one place for great amounts of time
 - D: Horses and Dogs
8. Q: Equine Influenza spreads from horse to horse by:
 - A: Feces
 - B: Nasal Discharge
 - C: Coughing
 - D: B and C
9. Which of these feeds is NOT considered a roughage?
 - A. COB
 - B. Orchard Grass
 - C. Alfalfa
 - D. Pasture
10. A mature horse needs how much water per day?
 - A. 5-10 gallons
 - B. 10-12 gallons
 - C. 15-20 gallons
 - D. More than 25 gallons
11. Which of these is NOT a supplement?
 - A. Flaxseed
 - B. Beet Pulp Pellets
 - C. Cottonseed Meal
 - D. Soybean Meal
12. Which of these is NOT a grain or concentrate?
 - A. Flaxseed
 - B. Beet Pulp Pellets
 - C. Alfalfa Pellets
 - D. Oats
13. You should feed a horse approximately _____ percent of its body weight per day.
 - A. 10%
 - B. 5%
 - C. 20%
 - D. 2%
14. With both hay and grain, make sure you feed by _____ and not by volume.
 - A. Size
 - B. Weight
 - C. Type
 - D. None of the above

**Deschutes County
Extension Staff**

3893 SW Airport Way, Redmond, OR 97756
541/548-6088 or Fax: 541/548-8919
<http://extension.oregonstate.edu/deschutes/>

4-H Staff

Dave White, 4-H/Youth Development Faculty
541/548-6088 x 7953 or
David.White@oregonstate.edu

Candi Bothum, 4-H Program Coordinator
541/548-6088 x 7954 or
Candi.Bothum@oregonstate.edu

Tina Hohman, 4-H Program Assistant
541/548-6088 x 7952 or
Tina.Hohman@oregonstate.edu

Houston Chatham, 4-H Program Assistant
541/548-6088 x 7965 or
Houston.Chatham@oregonstate.edu

Todd Williver, 4-H SET& Natural Resources 4-H
Program Coordinator 541/548-6088 x 7970 or
Todd.Williver@oregonstate.edu

Reaza Mansur, 4-H Secretary
541/548-6088 x 7966 or
Reaza.Mansur@oregonstate.edu

MOVING?

Don't miss a single issue of *Over the Clover*. Fill out the form below and return it to OSU Extension Service, P O Box 1251, Redmond OR 97756 now! If you are a new subscriber, please enclose **\$10** payable to DCLA (Deschutes County 4-H Leaders Association).

Name _____

Email _____

Street _____

Phone _____

City _____

State _____ Zip _____



For the Record...

Extension Service, Oregon State University, Corvallis, Scott Reed, Dean & Director. This publication was produced and distributed in furtherance of the Acts of Congress of May 8 and June 30, 1914. Extension work is a cooperative program of Oregon State University, the U.S. Department of Agriculture, and Oregon Counties.

Oregon State University Extension Service offers educational programs, activities, and materials without regard to race, color, religion, sex, sexual orientation, national origin, age, marital status, disability, and disabled veteran or Vietnam era veteran status as required by Title VI of the Civil Rights Act of 1964, Title IX of the Education Amendments of 1972 and Section 504 of the Rehabilitation Act of 1973. Oregon State University Extension Service is an Equal Opportunity Employer.

Deschutes County 4-H
Leaders Assoc
3893 SW Airport Way
Redmond, OR 97756

NONPROFIT
U.S. POSTAGE
PAID
PERMIT NO. 170
REDMOND OR

Deliver to the family of: