

Setting the

2nd Edition



Record

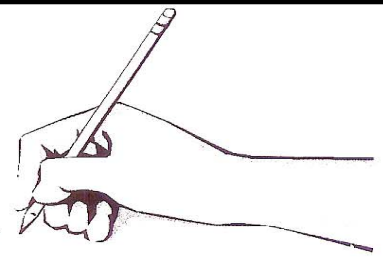
Straight



Table of Contents

Why Record Books?	Page 1
County, State, & National Awards & Scholarships	Pages 2-6
Oregon State 4-H Resume	Pages 7-8
Permanent Record	
I Club Experience	Pages 9-12
II 4-H Project Completed	Pages 13-14
III 4-H Presentations	Pages 15-16
IV Other Presentations or Public Appearances	Pages 17-18
V Participation in 4-H Activities	Pages 19-20
VI Participation in Other Community Activities	Pages 21-22
VII 4-H Events Attended	Pages 23-24
VIII 4-H Advancements	Pages 25-26
IX Leadership in 4-H	Pages 27-28
X Leadership in Other Organizations	Pages 29-30
XI 4-H Citizenship & Community Service	Pages 31-32
XII Other Citizenship & Community Service	Pages 33-34
XIII 4-H Recognition	Pages 35-36
XIV Other Recognition	Pages 37-38
4-H Story	Pages 39-40
Project Record	Pages 41-43
Special Project Records	Page 44
Advancements	Page 45
Certificates	Page 46
4-H Photographs	Page 47
Record Order Checklist	Page 48
4-H Record Book Contest Score Sheet	Page 49
County Medal Application Form	Page 50-51
Record Book & County Medal Identification Form	Page 52-53
Triple Crown Application Form	Page 54-55
Marion County Fair Identification Form	Page 56

Why Record Books?



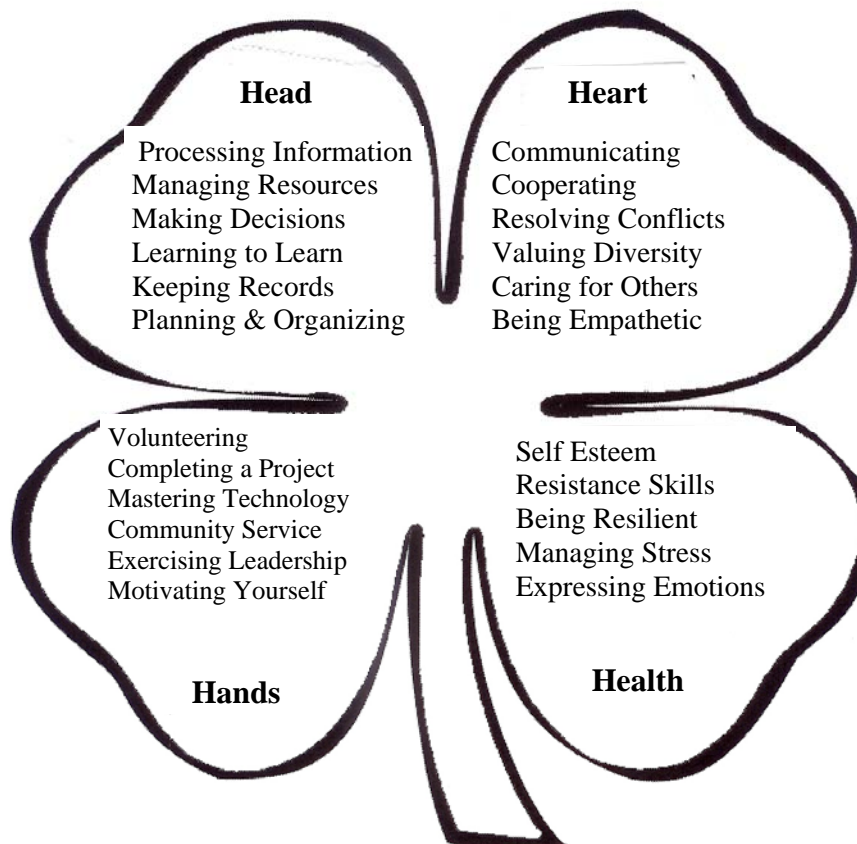
4-H records are a written expression of learning experiences. From your record, you can see to what degree you have participated in club events and activities, you can track your own growth and success in leadership, community service, as well as how well you met your own personal goals for projects areas. Records can also be used as a tool for you to transfer the skills and knowledge learned in 4-H and apply them to other real life experiences. Your record book is the key to many opportunities and awards. Recognition will be given for record keeping skills based on how well you have communicated information about your 4-H work.

4-H Records help you:

- Establish goals
- Assume responsibility for record keeping
- Collect and record information
- Evaluate progress in certain areas

Life Skills

Life Skills are grouped into the four H's in the 4-H clover-Head, Heart, Hands, and Health. These skills are useful long after the project is over. The chart below shows some examples of life skills learned while in 4-H.



Marion County Awards & Scholarships



K-3 Memory Book Contest: Participation ribbons awarded

Record Book Cover Contest:

Award: Champion and Reserve Champion Ribbons

Awarded to: Top Record Cover Design in each age division

Requirements: Place covers (not to exceed 11.59 x 9 on the outside of the “Records” folder. Include name and club on the lower right corner of cover.

Judged on the following criteria: members own work, originality, & creativity.. Horse members also may participate in a cover contest for County Fair . Judging is based on above criteria as well as use of fair theme.

Excellence in Records Contest

Award: Medallion

Awarded to: Top blue ribbon candidates

Requirements: Blue ribbon on record books

Judged on the following criteria: neatness, accuracy, and completeness with an emphasis on community service and leadership. Top books will be chosen based on score received (30%), depth of service and/or leadership (35%), and growth in project (35%).

Excellence in Project Contest: Please check up to two project areas for this contest. You must be currently enrolled in the project and have all the records to support that project.

Award: Gold, Silver, Bronze Pin

Awarded to: Gold, Silver, and Bronze level applicants in each project.

Requirements: Member must demonstrate 4-H related activity in the project in which you are applying.

Judged on the following criteria: 4-H activity in project(45%), growth in project(35%), overall appearance, & quality of record (neat, complete, and accurate)(20%).

Dog/Guide Dog	Horse	Natural Science	Small Animals	
Engineering	Large Animal	Horticulture	Pets (cats & pocket pets)	
Leadership	Science	Camp Counselor	Public Speaking	
Drawing	Fiber Arts	Archery	Painting	Photography
Crocheting	Cooking	Knitting	Sewing	Fashion Revue

Triple Crown Ribbon Contest:

Award: Rosette Ribbon (with 3 legs)

Awarded to: Qualifying members in each age division

Requirements: **1.** Excellence in three areas; one area must be records, and the other two areas two different project areas. **2.** A blue ribbon for your record book. **3.** Complete an application explaining each of the three areas in which you are applying.

Judged on the following criteria: Record book and application form submitted. The application form must explain participation for the current 4-H year and growth in all areas for which you are applying.

Restrictions: This award is given for the same combination only once per age division. To qualify again you must change two project areas yearly or move up an age division (Jr., Int., or Sr.).

Marion County Awards & Scholarships Continued

County Medals Contest: *Intermediate and Senior members only.*

Please make sure to submit a completed County Medal Application for each area checked.

Members are eligible to receive one medal per year in addition to Fashion Revue.

Award: County Medal

Awarded to: Members in grades 7-12 who meet all qualifications.

Requirements: Member must be enrolled in the project area and have one year of project records to support the area(s) in which you are applying as well as a completed County Medal Application Form. This award is given for the same area only once per age division. To qualify again you must change the area yearly or move up an age division. You may choose up to three project areas listed below.

Judged on the following criteria: 50% 4-H projects & activities, 25% 4-H Leadership, and 25% Citizenship & Community Service. Judges will look for growth and participation.

Citizenship

Community Service

Citizenship/Civic Ec

Personal Development/Leadership

Personal development

Leadership

Achievement

Plants & Animals

Agriculture

Gardening & Horticulture

Plant & Soil Science

Beef

Consumer/Family Sciences

Child Care Development

Clothing Textiles

Home Environment

Breeding and/or Market

Cats

Horse

Cavies

Llama

Dairy Goats

Pets

Dairy Cattle

Poultry

Dogs

Rabbits

Sheep

Swine

Goats (except Dairy)

Science & Technology

Wood Science

Computer

Entomology/Bees

Veterinary Science

Engines & Tractors

Electric Energy

Aerospace

Natural Sciences

Marine Science

Environmental Stewardship

Forestry

Wildlife/Fisheries

Outdoor Recreation/Rec

Archery

Communication/Expressive Arts

Photography

Visual Arts

Fashion Revue

Public Speaking

Reporting Media

Nutrition & Health

Food and Nutrition

Dairy Foods

Fitness & Leadership

Bread

Food Preservation

Safety

Health

4-H & FFA Junior Market Auction

Award: Two Scholarships

Awarded to: Two high school seniors, one to a 4-H member and one to a FFA member

Requirements: 1. Members must exhibit a market animal in their respective organizations for the present year. 2. Must be enrolled in college by Fall. Applications and accompanying forms are available at the Extension Office. Completed forms are due in the office by 5 pm on the first Monday in June

Marion County Leaders' Association

Award: Three \$400 Scholarships

Awarded to: High School Seniors with at least 2 years 4-H experience

Requirements: Must be enrolled in any 2-4 year institution, trade school, or certification program. Applications and accompanying materials are available at the Extension Office. Completed materials are due in the office by 5 pm on the first Monday in June.

LouAnn Long-Vietzke Memorial Grant

Award: \$200.00

Awarded to: One male and female horse 4-H Member only. Details TBA.

Regional and National Awards & Scholarships Continued

Information on these scholarships is available at State 4-H website: oregon.4H.oregonstate.edu/index_th.html

Kate Theiss Memorial 4-H Scholarship

Award: One \$1000.00 Scholarship

Awarded to: High School Senior

Requirements: Must attend school at OSU. Applications and accompanying materials are available at the Extension Office.

Martha MacGregor 4-H Scholarship

Award: Two \$1000.00 Scholarships

Awarded to: High School Seniors

Requirements: Requires attendance at OSU. Applications and accompanying materials are available at the Extension Office.

Ted and Betty Dietz Memorial 4-H Scholarship

Award: One \$500.00 Scholarship

Awarded to: High School Senior

Requirement: Must attend OSU. Applications and accompanying materials are available at the Extension Office.

Oregon 4-H Foundation Memorial Scholarships

Award: \$500.00 Scholarship

Awarded to: High School Senior

Requirements: Attendance at OSU. Applications and accompanying materials are available at the Extension Office

James A Rutledge Scholarship

Award: One \$1000.00 Scholarship

Awarded to: One high school senior

Requirement: Attendance at OSU. Applications and accompanying materials are available at the Extension Office

Minnick Memorial 4-H Scholarship

Award: One \$500.00 Scholarship

Awarded to: High School Senior

Requirements: Requires full time attendance at Oregon State University. Preference given to applicants with an agricultural background. Applications and accompanying materials are available at the Extension Office

Adella Wood Memorial 4-H Memorial 4-H Scholarship

Award: One \$500.00 Scholarship

Awarded to: High School Senior

Requirements: Attendance at Oregon State University, with a major in Forestry (preferred) or Agriculture. Applications and accompanying materials are available at the Extension Office

Regional and National Awards & Scholarships Continued

JA. Lois Redman 4-H Scholarship

Award: One \$500.00 Scholarship

Awarded to: High School Senior

Requirements: Three years in a Home Economics 4-H project area. Attendance at Oregon State University, with a preference given to candidates majoring in the College of Health and Human Sciences, Outdoor Education, or International Programs. Applications and accompanying materials are available at the Extension Office

Judith K. Hofer Scholarship

Award: One \$1500.00 Scholarship

Awarded to: Female with 5 years of 4-H

Requirements: Must attend school at OSU. Major in Merchandising Management in the Design & Human Environment. Applications and accompanying materials are available at the Extension Office.

Agricultural Honors Scholarship

Award: Several \$1000.00 Scholarships

Awarded to: Incoming and continuing OSU students

Requirements: Requires attendance at OSU. Major in the College of Agriculture. Special application submitted to OSU College of Agricultural Science by March 15th. Applications and accompanying materials are available at the Extension Office.

Cenex Harvest States Scholarship

Award: One \$250.00 Scholarship

Awarded to: High School Senior

Requirement: Attendance at any accredited college or university. Applications and accompanying materials are available at the Extension Office.

Duane P Johnson Scholarship

Award: \$500.00 Scholarship

Awarded to: High School Senior

Requirements: Attendance at any 4 year college or university. Applications and accompanying materials are available at the Extension Office

O.M. Plummer Scholarship

Award: One \$400.00 Scholarship

Awarded to: High School senior

Requirement: Story should highlight participation in beef, sheep, swine, and or livestock judging. Applications and accompanying materials are available at the Extension Office.

Klein Family 4-H

Award: Two \$1000.00 scholarships

Awarded to: High School Seniors: one boy and one girl

Requirements: Must attend school at OSU. Applications and accompanying materials are available at the Extension Office. Completed materials are due in the office by 5 pm on the first Monday in February.

Regional and National Awards & Scholarships Continued

Oregon State Fair 4-H Scholarship

Award: Scholarship

Awarded to: One high school senior

Judged on the following criteria: State Fair participation, 4-H membership, & academic achievement.

Due Date: Special application to the State Fair Office-OSU Campus by June 1st

Oregon 4-H Ambassador Program

Award: Represent Oregon State University Extension Service and the 4-H Program

Awarded to: Outstanding members in 10th-12th grade

Duties: Members work with county and state staff to promote the 4-H program as well as plan county and state activities.

Requirements: Must submit an *Oregon 4-H Senior Recognition Resume*, 4-H Story, and Photos. Selection is based on member's project achievements, leadership, and citizenship activities. All materials are due by 5 pm, the first Monday in February at the Marion County Extension Office.

National Congress

Award: Almost total expense-paid trip to the National five day program containing educational and cultural experiences

Awarded to: 4-H Seniors

Judged on the following criteria: *Oregon 4-H Senior Recognition Resume* that contains a self-initiated project, leadership, achievement, citizenship, and community service .

Oregon State 4-H Scholarships Available

Scholarships: Leo G. Spitzbart, Oregon 4-H Foundation, , & Guide Dog Raising Training

Awarded to: Oregon 4-H Members

Requirements: Applications and accompanying materials are available at the Extension Office. SAT or ACT scores required.

Due Dates: All applications/materials are due to the Marion County Extension Office by the first Monday in February by 5 pm

Discover Card Tribute Award

Award: Scholarship

Awarded to: High School Juniors

Requirements: Special application due early January to Discover Card Tribute Award in Arlington, Virginia



State 4-H Resume

What is a State 4-H Resume?

A State 4-H Resume demonstrates in written form your growth over time in 4-H. It highlights the areas in which you have been most successful in 4-H. It also shows how 4-H has made a difference in your life as well as in the life's of others. A State 4-H Resume is similar to a personal portfolio (a collection of information about one's self) that is often used in college and job applications.

A State 4-H Resume contains:


- State 4-H resume Submission Form
- My 4-H Story (maximum of 6 pages)
- 4-H summary (5 pages total)
 - Communication Experience (1 page)
 - Leadership Experience (1 page)
 - Citizenship Experience (1 page)
 - Project and Activities (1 page)
 - Goals, growth, and contribution (1 page)
- Project and Activity Photographs (3 page maximum)
- Documentation for Scholarships
 - Copy of High School transcripts
 - Copy of SAT or ACT scores
 - Fair Scholarship application, if applying for state fair scholarships
 - Oregon 4-H Financial Need Form (if applying for Babe Coe Memorial Scholarship)

Who needs to develop a State 4-H Resume?

Any Senior 4-H member who is interested in applying for state 4-H scholarships and National 4-H Congress are required to submit a State 4-H Resume as part of the application process.

Why do a State 4-H Resume?

Developing a Resume is considered an important part of preparing a young person to be successful in the world or education and work. One goal of the Oregon 4-H Program is to help facilitate the development of your future professional portfolio by writing a State 4-H Resume. Your State 4-H Resume will provide a way for you to demonstrate your experience and abilities.



State 4-H Resume *continued*

What information will I need for my State 4-H Resume?

- All Oregon 4-H Resumes contain information beginning at grade 4 or later. Information from K-3 years should not be included in the resume.
- Your Resume should be up to date through February 1st of the current year
- Information regarding colleges, majors, and copies of SAT/ACT scores are needed for Scholarship applicants only.
- If you have not finalized your decision of which college to attend, just list all schools you are seriously considering. If a scholarship is for a specific college or university the Resume will not be considered unless that school is listed.


Are there any deadlines?

Yes, you must submit your State 4-H Resume to the Marion County OSU Extension Office by February 15th. The 4-H Office then nominates scholarship finalists by completing a county nomination form and forwards the resumes of the finalists to the State 4-H Office on or before March 1st of each year.

You only submit one State 4-H Resume, even if you would like to be considered for both National 4-H Congress and for State 4-H Scholarships.

How can I get more information?


- Contact Marion County OSU Extension Office 503-588-5301
- Get a copy of “About the State 4-H Resume” which provides all the details guidelines for completing a State 4-H Resume
- Go online to http://oregonstate.edu/programs/recognition/Preparing_Your_State_Resume.htm
- Ask your 4-H Leader



General Things You Need to Know About Your Record Book

The materials for the Record Book are available through the Marion County 4-H Extension Office in Salem, 3180 Center Street NE, Room 1316. Many of the forms are also available online at <http://oregonstate.edu/extension/marion/4H.php> and check on “Forms”.

Remember - The record book evaluators are not familiar with you or your experiences. They only know what you write down!

Look for the  icon for record judging tips!

Record Keeping must be the work of the member!

Neatness counts. Members may use pencil, black or blue ink pens, typed, or a computer. If typed or computer generated, please be sure follow directions for spacing and font size.

Unless soiled, lost or destroyed, do not redo your Record.

Keep your Record current. Write events down as they happen. Do not include events in which you anticipate participating.


Be Specific! Do not use abbreviations, at least in the first reference. For NBA, write National Basketball Association, “NBA”. Then in future references you may write NBA. In sports, write the position played. Always give number of meetings, events, people in the audience, hours worked, total of dishes prepared, or number of articles sewn. Providing the above information shows your growth and competency.

The 4-H year starts October 1st and ends September 30th each year.

Do not include registrations or pedigree papers, fair ribbons, newspaper clippings or other scrapbook items.


If accommodations for a special need (learning conditions, communications skills, etc.) are required, please let your 4-H Leader or the 4-H Extension Office know so records may be judged accordingly.

Do not include additional tabbed dividers. Please only include the ones listed in Setting the Record Straight. Do not use a divider for award application forms.

 If an outside cover is decorated or included, please remember it must not be larger than 8.5” x 11.5”

Your Record will be judged for Records Presentation. This area is worth 12 points which include the following areas:

- All records submitted in the proper order (5 points)
- Record is bound in a State 4-H Folder with name, club, and county in the lower right hand corner (1 point)
- Record is well-secured with non slippery yarn or string and is clean (1 point)
- Record is neat, legible corrections, and few spelling errors (3 points)
- Labeled dividers between all sections identified (1 point)
- Identification page completed with member’s signature (1 point)

 Please be sure when securing you record, that you leave enough room for the record to open completely without tearing of the pages. Page protectors are optional but if used, please be aware that documents may fall out since they are not securely fastened.

The Permanent Record

(This should be your first labeled tabbed divider)


The Permanent Record holds your 4-H history. It will be a summary of your 4-H work done in all projects for every year you are in 4-H. It records club information, projects exhibited, 4-H activities participated in, presentations given, leadership and community service opportunities, and special recognition. This could be of assistance to you when you are filling out other forms for 4-H, church, school, or other youth programs. Please start with your first year and keep it up to date yearly.


The Permanent Record is divided into 13 sections.

- I. 4-H Club Experience
- II 4-H Projects Completed and Exhibits Made
- III. 4-H Presentations
- IV. Other Presentations & Public Appearances
- V. Participation in 4-H Activities
- VI. Participation in Other Activities
- VII. 4-H Events Attended
- VIII. 4-H Advancement Programs
- IX. Leadership in 4-H
- X. Leadership in Other Organizations
- XI. 4-H Citizenship & Community Service
- XII. Other Citizenship & Community Service
- XIII. 4-H Recognition
- XIV. Other Recognition

There are some consistent rules throughout the Permanent Record

- Use only one Permanent Record for all projects and clubs for your entire 4-H career! This will be a summary of your 4-H activity. Do not use a second Permanent Record. If you need more space, use the 4-H Record 033R/S (Record Supplement) to make headings for your own form, or additional forms can be found online.
- There are a few places where you will leave blank lines. These exceptions will be listed under the directions for each page. It is important to fill out your records completely and accurately.
- Information is only listed once in the Permanent Record. If you participate in a 4-H pop can drive, you would list this as 4-H Community Service. If you organized the pop can drive and also participated, then you would list this under “Leadership in 4-H” (organizing the pop can drive) and “Citizenship & Community Service” (participating in the pop can drive.) If you hold an Office in your club, this information would go under the “Leadership in 4-H” section.

 To receive 30 points for this section of your record, you must **record your events in the proper place and have them up-to-date** (6 points), **show county level participation** (6 points), **show individual participation in 4-H and non-4-H activities** (6 points), **show personal growth in community service** (3 points), **show personal growth in leadership** (3 points), and **show growth in your project area** (6 points).

 Suggestions for County Participation would include county sponsored events such as, Leaders Show, Record Book Clinics, Judging events, HDAC meetings, Dog Play Days, etc.

Section I: My Permanent Record

Enter your identifying information by completing all blanks

Year: List the 4-H year only once at the first entry for that year. If you are in multiple clubs, do not enter the year for each club.

Grade: As with the 4-H year, list your grade in school only once for that 4-H year at the first entry for that year.

Club Name: Enter the name of the club(s) you belong to for the current year. List each club in the same order each year, deleting or adding new ones as you join them.

Number in Club: Enter the total number of members that are enrolled in your club.

Club Leader: Enter your leader's name.

Meetings: This information is left blank when your record is turned in for County Fair. The 4-H year starts October 1st each year and is not complete until the end of September. The information regarding meetings is filled out when the records are closed on September 30th of each year.

Section II: 4-H Projects Completed

List all 4-H projects including independent projects here. Begin with your first year in 4-H, one project per line. For example, if you have a dog project and a horse project, they would each be listed on a separate line. See example provided on the next page. Please keep projects in same order each year and list the phase of project. Enter your main project first followed by any others according to how much time is spent in each project.

Champion and Reserve Champion awards are listed in Section XIII., "4-H Recognition." County Only Competitions (table setting, creative craft, etc.) would not be entered in this section, unless you have supporting Project Records included in your Record Book. These contests and results are listed in Section V., "Participation in 4-H Activities."

Year: Enter the 4-H year only once at the first entry for that year.

Name of Project: Enter all the 4-H projects in which you are enrolled. Each project needs to be on its own line. Each project listed needs to have project support records in the Project Record section of the Record Book.

If you are enrolled in a project and do a minimal amount on it and choose not to do a record, it should **not** be listed in "Projects Completed." You can mention it in 4-H Activities page if you receive a ribbon or award. You will not be counted down for not having the record, but realize your record has much more depth if you include all records for all projects. If there is competition that depends on depth, it may effect your placing.

Project Size: Be sure to show total size of project area by listing the number of all animals handled, all dishes prepared, all articles sewn, all photos developed, total number of hours spent, etc. throughout the year, not just the exhibits chosen for fair. For example, if you care for four horses, but only exhibit one, all four horses are considered project size. Use more than one line, if necessary. If you are a Teen or Junior Leader, list Leadership under "Name of Project," and indicate number of members assisted under Project Size."

Total Hours: Estimate number of hours you spend on your project throughout the year in this column.

Section III: 4-H Presentations

Anytime you address a 4-H group, whether a planned formal talk or an informal demonstration is considered a presentation. A presentation usually has three parts: an introduction, body and conclusion.

Types of presentations include:

- Demonstrations: show and tell how you actually do something
- Illustrated Talks: use slides, pictures, models, etc.
- Informative Speech: give information on a topic

Year: Enter the 4-H year only once at the first entry for that year.

Title or Topic: Enter the title of your formal planned presentation. Otherwise, enter the topic. List the project area, if applicable, in parenthesis.

Number & Level : Enter the number of times the presentation was given AND the level of competition.

Use letters to show your level at which you were competing:

L: Local/Club only (i.e. Competition in your club)
C: County (i.e. Sublimity Dog Play Day)
D: District (i.e. Tri-County Rabbit/Cavy Day)
S: State (i.e. Oregon State Fair)
R: Regional (i.e. Pacific NW)
N: National (i.e. National Jersey Show)
I: International

If you gave a competitive presentation, list your placing after the number and level (Blue=B; Red =R; White=W)

Audience Size - Estimate the number in the audience



Section III: 4-H Presentations

List 4-H presentations given under “Title of Topic,” (list project, if applicable, in parenthesis). Under “Number and level,” indicate number of presentations and at what level given. Use letters to show level: L=local or club only, C=county, R=regional, S=state, N=national, and I=international. If you gave a competitive presentation, list placing after the number and level (Blue=B, Red=R, White=W. For example: 1L-is for one local presentation to your 4-H Club, or (3C) is for three presentations to county-wide audiences or 1C-R is for one county competitive presentation that received a red placing.

Year	Title or topic	Number and Level	Number of people in attendance
98-99	<i>How to Straighten Material</i>	2L, 1C	25

Section IV: Other Presentations & Public Appearances

This section describes other presentations and public appearances outside of 4-H.

Do not list talks before your own club, fair presentation contests, or activities that are listed in other sections.

Year: Enter the 4-H year only once at the first entry for that year.

Under the appropriate headings enter the **number of times** the presentation was given and enter at **what level** the presentation was given.

Use letters to show your level at which you were presenting or competing:

L: Local/Club only

C: County

D: District

S: State

R: Regional

N: National

I: International

Group: List the group or organization you represented (school, scouts, church, etc.)

Estimated Number of People Reached: Estimate the total number of people in the audience or the number of viewers reached

Section V: Participation in 4-H Activities

All 4-H training events, special programs and competitive activities go here. Do not enter an activity in more than one section unless you participated in two different roles. Participation in Fashion Revue goes here.

For example:

Contests include foods contests (except Beef Ambassador), flower arranging, record keeping, showmanship, judging and identification contests and trail rides.

Workshops include, judging, presentations and record keeping.

Training Events are state forums, camp counselor training, leadership training, photography week end and livestock field days.

Activities are 4-H Ambassador Weekend.

Year: Enter the 4-H year only once at the first entry for that year.

Kind of Activity

Describe the 4-H activity in which you participated. Include contests, workshops, training events, activities.

Things Learned: What did you learn by participating in this activity? Write it down!

Level of Participation & Recognition:

Use letters to show your level at which you were competing:

L: Local/Club only

C: County

D: District

A: Area

S: State

R: Regional

N: National

I: International

Enter your placing from events after the number and level of participation.

Blue: B

Red: R

White: W

Example: You showed two dogs at a Regional show and won one blue, and one red ribbon. Your entry in the exhibit column would look like this 2R:1B, 1R

2 =Three exhibits (dogs) R = Regional 1B = one blue ribbon 1R = one red ribbon

<u>Year</u>	<u>Kind of Activity</u>	<u>Things Learned</u>	<u>Level of Participation/Recognition</u>
03-04	Critter Campus	How to hold a gerbil	1D
	Dog Record Book	How to keep expenses	1C:B
	Rabbit Judging	Breeds of 20 rabbits	3L: 1B, 1R, 1W
	Visiting a Feed Store	How much price varies	1L
	Photography Weekend	Learning to photograph Nature	1S
	Dressage Clinic	How to do 20 meter circles	1L: Training



You may list each activity separately to show a variety of things learned and growth in project or combine similar activities with similar lessons learned. When evaluating growth in project some of the items that evaluators look at are skills improved and new skills learned.

Section VI: Participation in Other Community Activities

This is where you tell what you have done in your free time not spent in 4-H.

Year: Enter the 4-H year only once as the first entry for that year.

Community Activity: List organizations and activities you have participated in at school, church, or in the community. Include work experience, sports, scouts, clubs, youth groups, non-4-H shows, music/dance lessons, child care, etc. You may also enter school magazine sales, school pledge collections, jogathon participation, volunteer time for the Humane Society, and church or political campaign participation.

Hours Served: Estimate the number of hours served

People Reached: Estimate the number of people helped, if appropriate



Section VII: 4-H Events Attended

The BIG, FUN happenings go here-enter any places that you went to that has to do with your 4-H project. Some happenings might include tours, field trips, camps, Awards & Recognition Nite, OSU Summer Conference, Ambassador Weekend, etc..

Year: Enter the 4-H year only once at the first entry for that year.

Type of or Name of Event: These are activities that you or your club participate in in the name of 4-H, but are without a project emphasis.

- Tours,
- Field trips
- 4-H shows
- Camps
- Awards & Recognition Night
- OSU Summer Conference
- Spring Horse Classic
- Ambassador Weekend
- Parades
- Holiday Parties



Scholarship Donor: If no scholarship was awarded, leave blank, write N/A, or none was given.

 This section may count toward points under County Level Participation or Individual Participation.

Section VIII: 4-H Advancement Programs

The Advancement is **MANDATORY** for the **HORSE** program.


Other projects that have optional advancement programs are beef, clothing, dairy, dogs, foods, goats, guinea pigs, horticulture, pigeons/dove, poultry, rabbits, sheep, swine and archery.


Advancement programs should be included **behind** the 4-H project record with its own labeled tabbed divider.

Program or Project: Enter the advancement program currently being worked on (horse).

Step Number: Enter the step number of the Advancement which has been completed (1).

Date: Enter the date the step was completed (4/30/97). Dates go across the page when each step is completed.

 If Advancements are included they will be scored for the current year's progress. To receive **full credit** (10 points), members must complete on a yearly basis a minimum of three skill options **and** either two personal development or citizen pride options **OR** one personal development and one citizen pride for a total of five options. Each option is worth two points each.

 Please remember to make sure that the steps completed match the dates on your advancement Program. You should leave blank if you have not completed a step. If you have repeated steps, you should add new dates on your advancement.

Section IX: Leadership in 4-H

This section is where you identify areas of 4-H where you planned, organized, led, were in charge of, gave direction or taught something to others. If you hold an office in your club or on a committee, be sure to list it here. If you brought refreshments or planned a game/activity, these would be entered here. Other examples might include: junior or teen leader, Leader's Banquet Committee, Parade chairman, county fair clerk, Leader's Council Representative, state fair teen staff, instructor/organizer for class/workshop, or camp counselor. Growth in Leadership is considered when your records are scored.

Year: Enter the 4-H year only once at the first entry for that year.

Leadership Positions and Responsibilities: Tell what your responsibilities were, how many members you assisted or taught, what was involved in planning, and what was accomplished. Please don't just list an activity or event, tell how you helped make it a success. Junior Leaders should indicate their responsibilities here.



For growth in leadership a record book evaluator might look at new leadership skills gained or attempted, what was learned from these activities, or increased leadership responsibilities. Growth in leadership doesn't necessarily mean increased numbers—it may mean having a larger leadership role. Be specific about activities and roles.

Section IX: Leadership in 4-H

List leadership tasks, responsibilities, and roles you performed as a 4-H member. Identify the things you did in which you planned, organized, led, were in charge of, taught, or gave direction. Identify what you did if you were a committee chairperson, or Junior/Teen Leader. Include duties, hours, and number of people reached, if applicable, after your explanations. Offices held in 4-H clubs should be listed here. Junior leaders should indicate their responsibilities here as well.

Year	Leadership Positions and Responsibilities (not honors) in 4-H.
97-98	<i>Junior Leader – Rabbit Club, 7 members; 14 meetings planned program, conducted meetings, taught showmanship, arranged for rabbitry tour.</i>

Section X: Leadership in Other Organizations

Year: Enter the 4-H year only once at the first entry for that year.

Leadership Position and Responsibilities

List leadership tasks, responsibilities, and roles you performed as a member of your school (Freshman treasurer, 12 student council meetings), church (Senior youth group leader, 52 hours), and other community organizations (violin chair, community orchestra, 150 hours). Include duties, hours and number of people reached.

Be specific

- Identify the things you did in which you planned, organized, led were in charge of, or gave direction.
- Identify what you did if you were an officer, committee chairperson, or youth leader.
- Examples: Student Council, Secretary, FFA Chapter President, church club activity chairman, Eagle Scout, choral group or band director, sports team captain.

Section XI: 4-H Citizenship and Community Service

"...my hands to larger service, to my club, my community, my country and the world."



This section includes activities that contributed to the welfare of others while participating with your 4-H group. These can be activities done as a group or as an individual. If you also took a leadership role in planning or organizing the activity, it should be listed in Section IX, "Leadership in 4-H".

Year: Enter the 4-H year only once as the first entry for that year.


Citizenship/Community Activity: List and describe what service you performed.

Examples: Nursing home visits, working for elderly, need, or handicapped, park clean-up, petting zoo, or hosting an exchange student.

Hours Served: Estimate the number of hours served.

People Reached: Estimate the number of people helped if appropriate.

Helping your immediate family is **not** community service.

 Growth in Community Service is considered when records are scored. This may not just include numbers and hours but also showing what you learned from the experiences such as in your 4-H story.

Section XII: Other Citizenship and Community Service

This section includes activities that contributed to the welfare of others outside of your 4-H group. These can be activities done as a group or as an individual. If you also took a leadership role in planning or organizing the activity, it should be listed in Section X, “Leadership in Other Organizations.”

Year: Enter the 4-H year only once as the first entry for that year.


Citizenship/Community Activity: List and describe what service you performed.

Examples: Nursing home visits, working for elderly, need, or handicapped, park clean-up, petting zoo, or hosting an exchange student.

Hours Served: Estimate the number of hours served.

People Reached: Estimate the number of people helped if appropriate.

Helping your immediate family is **not** community service.

 Growth in Community Service is considered when records are scored. Evaluators aren't just looking at numbers when considering growth in community service. Some items that evaluators consider are what is learned and how they grew from the experience.

Section XIII: 4-H Recognition

This is recognition you have been singled out for in 4-H. These awards include Champion and Reserve Champion because there is only one per class.

Do **not list anywhere** else.

Examples: Overall Outstanding Record Book, academic scholarships, County Medals (list project area), National 4-H Congress delegate, media feature article, nominee or selection as Oregon 4-H Ambassador, or a judging team.

Year : Enter the 4-H year only once as the first entry for that year.

Honors/Awards

List honors and awards that you have won on your projects, competitions, 4-H shows, presentations, and records. List the complete title and level for the Award received. For example: Marion County Cavy Showmanship, 1C/RC

Section XIV: Other Recognition

Year: Enter the 4-H year only once at the first entry for that year.


Honors/Awards

List any recognition you have received from other organizations, school, church, sports (OHSET), non-4-H open shows, or community activities. Include contest awards, certificates, varsity letters, honor roll, student of the month, music awards, leadership awards, etc.

Section XIV: Other Recognition

List recognition you have received in school, church, sports (OHSET), non-4-H shows, youth organizations, and other community activities. Include contest awards, certificates, varsity letters, honor roll, student of the month, music awards, leadership awards, etc.

Year	Honors and Awards
97-98	<i>May student of the month</i>



Ideas for my Story

4-H Story

Your 4-H Story is about you! The format you use is up to you - formal, diary, journal, story, or newsy.

Be creative!

(This should be your second labeled tabbed divider for your Record)

Guidelines:

- Neatness counts
- Hand written is fine, as long as it is double spaced and done neatly
- If typed or a computer used, the story should be double spaced using an easy to read 12 point font (a size comparable to Arial or Times New Roman 12 point)
- Be sure to proof-read your story (or have an adult help you) for spelling and grammar corrections
- The length can be a minimum of two pages up to a maximum of six pages
- A new story must be submitted each year

Although your story should cover the five areas listed below, you are encouraged to use creativity in how you express yourself. The story does not need to be constructed in the exact order listed below.

1. Introduction

Introduce yourself and your family. Tell your age, where you live, interests and when and why you joined 4-H.

2. History

Tell about your 4-H projects and activities, why you chose them, what you learned in the past year, your experiences, how your project has grown in size and scope, things you've tried and found successful or perhaps not so successful, financial profits, losses and interesting people you've met.

3. Citizenship/Leadership

Explain how 4-H has helped you become a better leader and citizen. Include community service. Tell what you learned from working with other 4-H members. Talk about how you worked with and/or taught others and how you shared your 4-H experience with others.

4. Member's Growth/Plans

Tell what your-H plans are for next year or the future. Be specific! Don't say "I want to learn more about sewing," but include the skill you want to master in sewing.

5. 4-H Significant Activity

Include one significant 4-H activity, event or experience that was of major importance to you. Be specific! Tell why it was important, what you learned, how you will use what you learned and how you can share this experience with others.



There are five areas your story needs to cover. When the record book is scored each area is worth three points.

Project Records

(This section should be the third labeled tabbed divider)

Please **fill out the** Project Record(s) completely. Your Project Record contains information on your current year's project(s).

You must include one project record form for each project in which you are enrolled and have participated in during the year just completed followed by a lease agreement if applicable. If leasing an animal, the lease must be inserted behind your project record.


Each Project Record begins October 1st of each year and closes September 30th of the following year. Records should be up to date and closed on a yearly basis. A new Project Record must be completed each year. Projects entered on the Permanent Record must have supporting project records included in this section.

Most sections, unless otherwise indicated, should have a written response. For example: If the animal is healthy and received no treatment throughout the year, say so. If you did not use any additional equipment in photography, make a note. The person reviewing your records does not know if you forgot the section or did not have any information to fill in. If the information is unknown, not available, or not applicable, then write unknown. Other responses could be a dash (-) , in progress, none, or none to date.

This section may have additional labeled tabbed dividers if you have more than one project in two different areas (horse and clothing). Include a labeled tabbed divider for each separate project included. For example, if dogs are your main project, it would be inserted first with a tabbed divider (Dog Project). If cavy is your second project area, it would be inserted second with a labeled tabbed divider (Cavy Project). If horse is your third project area, it would be inserted third with a labeled tabbed divider (Horse).

Some projects require additional forms. These "Supporting Document Forms" would go behind your Project Record forms with a new labeled tabbed divider. For example, if you had a Cavy Project with Production Records, a labeled tabbed divider would state Cavy Project followed by the next labeled tabbed divider that would state Cavy Production Records. This process would be repeated for each project that you have entered on your Permanent Record page.

For information on how to fill out specific Project Records, you may pick up a project specific sample at the 4-H Office.

 This section is worth a total of 30 points. The points are awarded for the following categories within your project record:

- 15 points All information regarding project and member are included. All lease species must include a lease agreement. Health, production, and/or any other Special Records and completed and accurate.
- 15 points Inventory complete and accurate (except horse). All project expenses complete and accurate (leased cats and dogs are exempt as per lease agreement).

Special Project Notes:

Families who purchase feed for several animals should divide the cost by the number of animals. Records should indicate the amount of feed given 4-H animals. Costs can be entered monthly or as feed is purchased.

Pasture expenses should be included with other expenses which might include gasoline, entry fees, etc.

In 4-H, don't be too concerned if you lose money, especially in large animal projects. Include premiums and cash awards as project income.

Junior Leaders (Grades 7-12) who assist an adult leader should complete form 4-H HC2.

Teen Leaders (Grades 10-12) who are the main club leader with an adult advisor, should complete form 4-H HC3. (Those adults advising a teen leader must be a certified 4-H leader).

For any other Leadership projects, other than the ones listed above, such as Ambassador, camp counselor, community and school projects involving leadership, etc., use form 4-H 6513R. If you are using Leadership Skills You Never Outgrow, Books 1 & 2, use form 4-H 6511R and form 4-H 6513R for books 3 & 4.

For leased animals, the lease must be included with project records. The lease is placed behind the project record for that animal. Leased cats and dogs may not have a record of inventory and the expenses for the care and food for the animal may be covered by the leaser and not the 4-H member. If the 4-H member is responsible for the animals expenses, they should be reflected in the project record.

All foods prepared by a 4-H member at home are considered part of the 4-H Foods Project, no matter when the club starts meetings or what food the club prepares.

What Record Forms Do I Need?

This is a common question. This chart should help you figure out what project record forms you should include. Remember to fill out project records for **each** project in which you are enrolled. Records are available at the 4-H office or you may download from the web at <http://eesc.oregonstate.edu> (see page 3).

* Animal Science Projects

- Beef¹:
- 4-H Animal Science Record²
- Feed and Growth Record for Market Animals³
- Daily Feed Record for Market Animal³
- Beef Cow Production Record⁴
- Cavies (Guinea Pigs)¹:
- 4-H Animal Science Record²
- Dairy Cattle¹, Goats¹:
- 4-H Animal Science Record²
- Dairy Production Record⁴
- Yearly Lactation Record⁴
- Feed and Growth Record for Market Animals³
- Daily Feed Record for Market Animal³
- Dogs¹:
- 4-H Dog Project Record
- Guide Dogs:
- 4-H Guide Dog Project Record
- Horse¹:
- 4-H Horse Record
- Pigeons and Doves¹, Poultry¹:
- 4-H Animal Science Record²
- Feed and Growth Record for Market Animals³
- Daily Feed Record for Market Animal³
- Rabbits¹:
- 4-H Animal Science Record²
- Feed and Growth Record for Market Animals³
- Daily Feed Record for Market Animal³
- 4-H Rabbit Production Record⁴
- 4-H Buck Performance Record⁴
- Sheep¹:
- 4-H Animal Science Record²
- Feed and Growth Record for Market Animals³
- Daily Feed Record for Market Animal³
- Ewe Production Record⁴
- Swine¹:
- 4-H Animal Science Record²
- Feed and Growth Record for Market Animals³
- Daily Feed Record for Market Animal³
- Sow Production Record⁴
- Veterinary Science:
- 4-H Veterinary Science Record (OR)
- My 4-H _____ Project Record
- AND current workbook(s) with either record

* All other Animal Science projects use 4-H Animal Science Record²

Expressive Arts Projects

- Photography: - My 4-H Photography Project

Home Economics Projects

- Clothing¹: - 4-H Clothing Record
- Crocheting: - 4-H Crocheting Member Guide and Record
- Foods and Nutrition¹:
- 4-H Foods and Nutrition Record²
- Food Preservation:
- 4-H Food Preservation Record
- Home Environment:
- 4-H Home Environment, Unit ____ Record (include records of units finished during the current year)
- Knitting: - 4-H Knitting Member Guide & Record

Horticulture Projects

- Gardening: Flowers & Ornamentals¹, Gardening: Vegetables & Herbs¹:
- My 4-H Horticulture Records

Natural Science Projects

- Entomology: - 4-H Entomology Record
- Geology: - Geology Record
- Archery, Gun Safety:
- Gun Safety & Archery Record

Leadership Projects (must be enrolled in a Leadership project)

Junior Leadership - grades 7-12 – use 4-H HC2

Teen Leadership – grades 10-12 – use 4-H HC3

General Leadership – any leadership project other than the ones listed above, grades 7-12, e.g., Ambassador, camp counseling, community and school projects involving leadership, etc., use either 4-H 6511R or 4-H 6513R; 4-H Leadership Skills You Never Outgrow, Book 1 & 2, use 4-H 6511R and Book 3 & 4, use 4-H 6513R. **Good Option:** All leadership projects may be combined by using 4-H 6513R.

All Other Projects

- My 4-H _____ Project Record

¹ This project has an advancement program

² This form is different for juniors/intermediates/seniors.

³ Fill out one for **each** market animal.

⁴ Fill out one for **each** producing animal for life of animal.

Special Project Records Production, Lactation, Market Animal, & Photography

(If these records are included, you must have a labeled tabbed divider to identify them)

Production Records are available for the following projects: dairy and beef cows, sheep, swine, cavies, and rabbits. A separate production record is kept for each 4-H animal and only one record is used for the life of the animal.

Market Animal Records are kept for beef, sheep, swine, poultry, goats, and rabbits. A separate production record is kept for each 4-H animal. These should be put into the record book after state fair and closed as of September 30th.

Lactation Records are used for dairy animals, specifically cattle and goats. Keep a separate record for each animal.

These forms need to be completed whether or not your animal is producing.

All special project records are kept in the record book even if the animal is no longer a part of the member's project. If an animal is sold or dies - its record will remain with that year's records.

Photography members should include up to five pages of photographs taken by 4-H members as part of their 4-H project. Label your photos as to techniques used as well as what was learned during current year.



Include only the current years special project record for the Record Book and County Medal contests.

Advancement

The Advancement is **MANDATORY** for the **HORSE** program.

Other projects that have optional advancement programs are beef, clothing, dairy, dogs, foods, goats, guinea pigs, horticulture, pigeons/dove, poultry, rabbits, sheep, swine and archery.
Turning in advancements, if available, is encouraged to show growth in project.

Advancement programs should be included **behind** the 4-H project record with its own labeled tabbed divider.

-  If Advancements are included they will be judged for the current year's progress. To receive **full credit** (10 points), members must complete on a yearly basis a minimum of three skill options **and** either two personal development or citizen pride options **OR** one personal development and one citizen pride for a total of five options. Each option is worth two points each.
-  If you have completed all skills options for the Advancement, you may have your leader choose additional skill options for you to complete that are not listed on the Advancement choices.

Certificates

Certificates are mandatory for horse jumping and gymkhana. They are optional for all other areas.



Please note if certificates are included, even if optional, they will be judged. A labeled tabbed divider must be included, if certificates are submitted

4-H Photographs

(This should be your last labeled tabbed divider)

Pictures are a wonderful way of showing off your 4-H experience! They may be in color or in black and white, in a scrapbook fashion or a simple mounting. Photos can be action oriented; sewing or modeling a garment, fitting an animal or making a presentation, for example.

Guidelines:

- Photos must be 4-H related
- A minimum of 1 page single sided
- A maximum of 3 pages single sided
- One picture must be from the current 4-H year (October 1st –September 30th)
- Pictures must be mounted on one side of the paper only.
- Each photo must be captioned with the date, the activity, and the member(s) in each picture.
- Newspaper clippings or shingle (layered) photos are not acceptable
- Good color photo copies may be used.



This section is worth a total of 3 points. To receive all three points, the above guidelines must be met.

Are Your Records Assembled in this Order?

Check here once assembled:

- ___1. **Cover:** Did you choose to decorate an outside cover? Is your cover no larger than 8.5 x 11.5? Are your name, club, and county included in the lower right hand corner? Is your Record fastened with sturdy, non slippery yarn or string? Did you remember to not use brass paper fasteners or slippery ribbon? Did you remember to not use a three ring notebook and to *fasten securely*?
- ___2. **Identification Page** (County Fair) or County Medal Application if applying in October for recognition. Did you remember to attach or insert this form inside the front cover? If not decorating a cover, did you remember to attach or insert the form inside the “My 4-H Records Folder” or inside the Acco binder?
- ___3. **My 4-H Records Folder** (4-H 0381) or an **Acco Binder**, if not decorating a cover.
- ___4. **Permanent Record.** Do you have your first labeled tabbed divider? Are all of your permanent record categories included, even if there are no entries?
- ___5. **4-H Story.** Is your second tabbed divider labeled? Is your story two to six typed or neatly hand written, double spaced pages with an easy to read 12 point font (size comparable to Times New Roman or Arial font)? Does your story include an introduction , your history, your Citizenship/leadership, your growth since being in 4-H and plans/goals for the year, and a significant 4-H activity? Have you checked spelling and grammar?
- ___6. **Project Records.** Is this is your third tabbed divider? Do you have one project record form for each project in which you are enrolled and have participated in during the year just completed followed by a lease agreement, if applicable? If leasing an animal, do you have the lease inserted behind your project record? Did you complete a new project record form for this year? If you have more than one project, did you include a labeled tabbed divider for each separate project? Did you remember to enter a start date and close date for your project when closing your record in September? Did you total all columns at the end of the year?
- ___7. **Production, Market Animal, and Lactation Records.** Used only if required by your project area. Are these records inserted after your project record? Did you remember a labeled tabbed divider must be included if these forms are used?
- ___8. **Advancement/Enrichment Program. *Mandatory for horse only.*** Do you have a labeled tabbed divider if the advancement was included? If submitting more than one Advancement, did you use a labeled tabbed divider for each Advancement included?
- ___9. **Certificates. *Mandatory for horse jumping and gymkhana.*** If certificates are included, do you have a labeled tabbed divider?
- ___10. **4-H Photographs.** Is this your final labeled tabbed divider? Do you have at least one single-sided page of 4-H related photos and not more than three single-sided pages? Do you have at least one photo of the current 4-H year (October-September)? Are all of your photos captioned with the date, the activity, and the member(s) in each picture? Did you remember that Newspaper clippings or shingle photos are not acceptable?

Member's Name: _____

Project(s): _____

Marion County 4-H Record Book Score Sheet

According to "Setting the Record Straight" Marion County 4-H Guidelines

1. Records Presentation (12 points)....._____

- | | | |
|--------------------------|--------------------------|------------------------------------------------------------|
| yes | no | |
| <input type="checkbox"/> | <input type="checkbox"/> | (5) All records submitted in proper order |
| <input type="checkbox"/> | <input type="checkbox"/> | (1) Bound flat in State 4-H folder with name and club name |
| <input type="checkbox"/> | <input type="checkbox"/> | (1) Well secured and clean |
| <input type="checkbox"/> | <input type="checkbox"/> | (3) Neat, legible corrections with few spelling errors |
| <input type="checkbox"/> | <input type="checkbox"/> | (1) Labeled dividers between sections |
| <input type="checkbox"/> | <input type="checkbox"/> | (1) Identification page completed with member's signature |

2. Permanent Record (30 points)....._____

- | | | |
|--------------------------|--------------------------|------------------------------------------------------------|
| yes | no | |
| <input type="checkbox"/> | <input type="checkbox"/> | (6) Events recorded in proper place, up-to-date |
| <input type="checkbox"/> | <input type="checkbox"/> | (6) County level participation |
| <input type="checkbox"/> | <input type="checkbox"/> | (6) Individual participation in 4-H and non 4-H activities |
| <input type="checkbox"/> | <input type="checkbox"/> | (3) Shows personal growth in community service |
| <input type="checkbox"/> | <input type="checkbox"/> | (3) Shows personal growth in leadership |
| <input type="checkbox"/> | <input type="checkbox"/> | (6) Shows personal growth in project area |

3. Project Records (30 points)....._____

- | | | |
|--------------------------|--------------------------|------------------------------------------------------------------------------------------------------------------------------------------------------------------------------------------------------------------|
| yes | no | |
| <input type="checkbox"/> | <input type="checkbox"/> | (15) All information on project and member included. ALL leased species must include a lease agreement. Health and/or production records and any other special records (Refer to "Setting the Record Straight"). |
| <input type="checkbox"/> | <input type="checkbox"/> | (15) Inventory complete and accurate (except dog and horse). All project expenses complete and accurate (leased cats and dogs exempt as per lease agreement) |

4. Advancement Program (10 points) – applies to the following projects....._____

- | | | |
|--------------------------|--------------------------|-------------------------------------------------------------------------------------------------------------------------------------------------------------------------------------------------------------------------------------------------------------------------------------------------------------------------------------------------------------------------------------------------|
| yes | no | |
| <input type="checkbox"/> | <input type="checkbox"/> | Horse required. Advancement is optional in beef, clothing, dairy, dogs, food, goats, covies, horticulture, pigeons/doves, poultry, rabbits, sheep, and swine. <i>IF advancement program is entered, it will be scored.</i> A minimum of three skill options and two personal development or citizen pride options are encouraged. Two points per option. Advancement certificates are optional. |

5. 4-H Story (15 points)....._____

- | | | |
|--------------------------|--------------------------|-------------------------------------------------------------------------------------------------------------------------------------------------------------------|
| yes | no | |
| <input type="checkbox"/> | <input type="checkbox"/> | Story to include at least five paragraphs outlined in "Setting the Record Straight" (three points per topic heading). See page 38 in Setting the Record Straight. |

6. Photos (3Points)....._____

- | | | |
|--------------------------|--------------------------|---------------------------------------------------------------------------------------------------------------|
| yes | no | |
| <input type="checkbox"/> | <input type="checkbox"/> | 4-H related photos, dated with captions (<i>See page 45 in Setting the Record Straight for guidelines</i>). |

Judge's comments:

Ribbon Placings
 85-100 Blue
 65-84 Red
 0-64 White

Total _____

County Medal Application Form

Project or Activity Area (s), applied for: _____ _____

Name _____

Address _____

Previous County Medals Received (list project area & year) _____

What you have learned: List below the major things you have learned in this project or activity.

4-H Citizenship, Community Service and Community Pride: List the most important things you have done to help others. Include those things your club has done.

Give your leader this form, your **4-H Permanent Record** and the previous year's **4-H Project Records** for areas in which you are applying. Applicants in Achievement, Citizenship, Leadership, Public Speaking and Agriculture must include records of all projects carried in previous year.

Application Deadline is the first Monday of October.

Complete Leadership section on the back.

Leadership: List your most important leadership responsibilities in 4-H. Tell what you have done, not just that you have participated.

Leader's Confidential Statement (Parents may comment for individual member) **Project or Activity:** Comment on this member's growth in the project or activity in which member is applying for a medal.

Community Service and Citizenship: Comment on the attitude and activities this member has exhibited and participated in to help others.

Leadership: Comment on how this member has assumed an increasing role of responsibility in your club and your evaluation of the member's leadership qualities.

Leader's Signature _____ **Date** _____

Please return this form and the record books to the County 4-H office.

Record Book and County Medal Identification Form

A completed and signed form should be placed unattached in your record book and turned in to the Marion County Extension Office no later than 5 pm, the first Monday in October. Please check the spaces provided to indicate which areas are being applied for an award (Memory Book, Record Book, Record Book Cover, etc.)

Name _____

Address _____

City _____ Zip _____ Grade Last Year _____

Check one of the following: ___K-3 ___Junior ___Intermediate ___Senior

_____ **K-3 Memory Book Contest:** Participation ribbons awarded

_____ **Record Book Cover Contest:**

Award: Champion and Reserve Champion Ribbons

Awarded to: Top Record Cover Design in each age division

Requirements: Place covers (not to exceed 11.59 x 9 on the outside of the "Records" folder. Include name and club on the lower right corner of cover.

Judged on the following criteria: members own work, originality, & creativity.

_____ **Excellence in Records Contest**

Award: Medallion

Awarded to: Top blue ribbon candidates

Requirement: Blue ribbon on record books

Judged on the following criteria: neatness, accuracy, and completeness with an emphasis on community service and leadership. Top books will be chosen based on score received (30%), depth of service and/or leadership (35%), and growth in project (35%).

_____ **Excellence in Project Contest:** Please check up to three project areas for this contest. Member must be currently enrolled in the project and have all the records to support that project.

Award: Gold, Silver, Bronze pin

Awarded to: Gold, Silver, and Bronze level applicants in each project.

Requirements: Member must demonstrate 4-H related activity in the project in which you are applying.

Judged on: 4-H activity in project, growth in project, overall appearance, & quality of record (neat, complete, and accurate).

<input type="checkbox"/> Crocheting	<input type="checkbox"/> Dog/Guide Dog	<input type="checkbox"/> Horse	<input type="checkbox"/> Natural Science	<input type="checkbox"/> Small Animals	<input type="checkbox"/> Pets (pocket & cats)
<input type="checkbox"/> Knitting	<input type="checkbox"/> Engineering	<input type="checkbox"/> Cooking	<input type="checkbox"/> Sewing	<input type="checkbox"/> Horticulture	<input type="checkbox"/> Fashion Revue
<input type="checkbox"/> Leadership	<input type="checkbox"/> Science	<input type="checkbox"/> Painting	<input type="checkbox"/> Large Animals	<input type="checkbox"/> Camp Counselor	
<input type="checkbox"/> Drawing	<input type="checkbox"/> Fiber Arts	<input type="checkbox"/> Archery	<input type="checkbox"/> Photography	<input type="checkbox"/> Public Speaking	

Restrictions: After receiving a gold pin in a project area members may not compete again in that area until they move up to a different grade level.

_____ **Triple Crown Ribbon Contest:**

Award: Rosette Ribbon (with 3 legs)

Awarded to: Qualifying members in each age division

Requirements: **1.** Excellence in three areas; two of the three areas must be records and a project area. The third area can be any other project area such as judging, expressive arts, leadership, community service, public speaking etc. **2.** A blue ribbon for your record book. **3.** Complete an application explaining each of the three areas in which you are applying.

Triple Crown Ribbon Contest continued on page 2

Triple Crown Ribbon Contest *continued*:

Judged On: Record book and application form submitted. The application form must explain participation for the current 4-H year and growth in all areas for which you are applying.

Restrictions: This award is given for the same combination only once per age division. To qualify again you must change two project areas yearly or move up an age division (Jr., Int., or Sr.)

County Medals Contest: *Intermediate and Senior members only.* Please make sure to submit a completed County Medal Application for each area checked. Members are eligible to receive one medal per year in addition to Fashion Revue. You may choose up to three project areas listed below.

Award: County Medal

Awarded to: Members in grades 7-12 who meet all qualifications.

Requirements: Member must be enrolled in the project area and have one year of project records to support the area(s) in which you are applying as well as a completed County Medal Application Form.

Restrictions: members may only receive one County Medal per area for each grade level.

Judged on the following criteria: 50% 4-H projects, activities, & growth, 25% 4-H Leadership, and 25% Citizenship & Community Service.

Citizenship

- Community Service
- Citizenship/Civic Ec

Communication/Expressive Arts

- Public Speaking
- Reporting Media
- Visual Arts
- Photography
- Fashion Revue

Consumer/Family Sciences

- Child Care Development
- Clothing Textiles
- Home Environment

Natural Sciences

- Marine Science
- Environmental Stewardship
- Forestry
- Wildlife/Fisheries
- Outdoor Recreation/Rec
- Archery

Nutrition & Health

- Food and Nutrition
- Dairy Foods
- Bread
- Fitness & Leadership
- Health
- Safety
- Food Preservation

Personal Development/Leadership

- Personal development
- Leadership
- Achievement

Plants & Animals

- Agriculture
- Gardening & Horticulture
- Plant & Soil Science
- Beef

Breeding and/or Market

- Cats
- Cavies
- Dairy Goats
- Dairy Cattle
- Dogs
- Goats (except dairy)
- Horse
- Llama
- Pets
- Poultry
- Rabbits
- Sheep
- Swine

Science & Technology

- Entomology/Bees
- Veterinary Science
- Computer
- Wood Science
- Engines & Tractors
- Electric Energy
- Aerospace

Member Signature _____

Date _____

Triple Crown Ribbon Application

Name _____

Telephone _____

Address _____

Junior ___ Intermediate ___ Senior ___

Club Leader _____

List previous year's projects applied for if ribbon received: _____

Projects applied for:

1. Records

2.

3.

Project Area: Records (Must receive a blue ribbon)

Please describe how you excelled this past year with your record keeping. Please list areas of growth in record keeping and how this has impacted your project area.

Project Area Two:

Please describe in detail your participation with your 4-H project this year as well as the things that you have learned. In what ways do you consider that you have excelled with your project.

Continue on the next page

Triple Crown Ribbon Application continued

Project Two continued

Project Area Three:

Please describe in detail your participation with your 4-H project this year as well as the things that you have learned. In what ways do you consider that you have excelled with your project.

Member Signature

Date

Leader's Signature

Date

APPLICATION DEADLINE IS THE FIRST MONDAY IN OCTOBER

PLEASE SUBMIT THIS APPLICATION TO THE COUNTY 4-H OFFICE