



Metro Master Gardener™ News

November 2008

OSU Extension Service Metro Master Gardener™ Program

Serving [Clackamas](#), [Multnomah](#), and [Washington](#) Counties in the metro area since 1976.

Mission Statement

We provide relevant, research-based education and outreach to the public of Clackamas, Multnomah, and Washington Counties about horticulture and household pests. This information promotes sustainable practices that minimize risks to human health and the environment.

Program Staff

Weston Miller- Horticulture Faculty

weston.miller@oregonstate.edu

(503) 650-3124

Jordis Yost- Program Assistant

jordis.yost@oregonstate.edu

(503) 650-3118

Newsletter Volunteers

Ellen Hanley- Volunteer Editor

ellenpoppy@aol.com

Heidi Nichols- Proof Reader

heidinichols@comcast.net

Mailing Address

Clackamas County Extension Service
200 Warner-Milne Rd.
Oregon City, OR 97045



Table of Contents

	<u>Page</u>
Metro Program Update by Weston Miller	2
Horticultural Calendar	3
Opportunities from Jordis	4
Recertification Information	5
Natter's Notes-Safe Use of the PNW Plant Disease Management Handbook	7
Fruit & Vegetable Processing	10
Senior Gardening	11
Clean Up and Cut Back	12
Extension District Information	13
Multnomah County Grapevine	15
Clackamas County Chatter	16
Washington County Chapter Chat	17

Dear Master Gardeners,

Here is a brief update about goings-on in the Master Gardener program in the Portland Metro region:

Jordis and I are gearing up for the 2009 Master Gardener Training. The training will run from early January through mid-March. We will have 66 hours of programming and the format is very similar to previous years' trainings. Classes will be held:

- Tuesdays in Beaverton (1/6 - 3/17)
- Thursdays in NE Portland (1/8 - 3/19)
- Fridays in Oregon City (1/9 - 3/20).



The schedule for the training will come out in the December newsletter. As veteran Master Gardeners, you are always welcome to attend any and all of the sessions. And remember that you can choose to acquire hours of training for recertification at many of the classes in the Master Gardener training.

Enrollment is a bit slow so far this year, so please spread the word about the MG program if you know anybody who is interested in learning more about growing and caring for plants and Integrated Pest Management. The application deadline is November 30, 2008, so prompt action is needed!

On November 8, 2008 we will conduct a full-day recertification training for Master Gardeners at Clackamas Community College (see announcement in newsletter). This should be a fun-filled day of learning. Here are some novel aspects of this program:

- Master Gardeners will conduct the morning session and an amazing video (created by and for Master Gardeners) will be publicly unveiled. I am blown away by the quality of this learning tool that is designed to help YOU and other MGs learn about working with clients in various volunteer situations.
- Gail Langellotto, state-wide Master Gardener coordinator, will make a presentation on alternatives to pesticides in Integrated Pest Management. If you have not yet had the pleasure of meeting Gail, here is your opportunity to see her excellent presentation and get to know her.
- Master Gardener Rick Mishaga will present on plant identification, a very common task for Master Gardeners. Rick has a wealth of information and practical experience to share on this important topic.

Please come support fellow MGs, meet Gail Langellotto, and learn something new. This recertification training will be informative... and fun!

The Organic Gardening Certificate Program (OGCP) is progressing very well. We have 60 participants (15 PSU students + 45 folks from the community, including 10 MGs) in the program and have conducted classes at Luscher Farm in West Linn and the Learning Gardens Laboratory in SE Portland. Based on the very positive response that we have gotten from the public and all levels of Extension, I think that we have identified a need in the community (comprehensive training on organic food production and ecological landscapes) and a format (all-day Saturday) that seems to work for many folks. I am having lots of fun managing this class and am also learning an awful lot about organic gardening myself as I look deep into the various topics to support this program with research based information. Specifically, I have found resources from National Sustainable Agriculture Information Service, also known as ATTRA <http://attra.ncat.org/organic.html> to be invaluable. This program and the information from this website, is sponsored by the US Department of Agriculture. As a government-sponsored information service (similar to the Extension Service), the information is practical and reliable. The ATTRA site is geared toward organic management techniques.

Lastly, our work at the Learning Gardens Laboratory continues to go very smoothly. Beret Halverson, our site coordinator is doing an awesome job of managing activities at the site, coordinating staff and volunteers, and organizing tremendous amounts of information. The garden is not open to the public, but there are times when

you can come by, check it out, and plug in as a volunteer if you so desire. Here are the times when the garden is available for Master Gardeners (from all metro counties) to come on out to this incredible project:

- Tuesdays 12pm – 3pm
- Wednesdays 2pm – 5pm
- Thursdays 8am – 11am
- Fridays 9am – 12 pm
- Saturdays 9am – 1pm

If you do come out to the Learning Gardens Laboratory, enter the south gate (look for the greenhouses) and find the door to Greenhouse 5. Go on in, sign the volunteer log book, and look at the bulletin board to see who is in charge. Please wear your Master Gardener name badge and stay in designated areas (Greenhouse 5 and the large garden to the south of Greenhouse 5). And... you are always welcome to make an appointment to come out. Contact Beret Halverson (beret.halverson@oregonstate.edu or 503-360-4185) and she can arrange a time for you to come on out to the Learning Gardens Lab. We would love to have you!

See you on November 8 at Clackamas Community College!

Be well,

Weston

HORTICULTURAL CALENDAR IN THE METRO AREA

- Nov 1** HPSO – Native Plants to Beautify Your Garden and Sustain our Ecosystem 9:30 AM - Author **Doug Tallamy**, plant explorer **Diana Reeck** and landscape designer **Gail Dresner** with new insights on garden-worthy natives from the perspectives of sustainability, horticulture and design
Go to www.hardyplantsociety.org for more information and to register
- Nov 4** **VOTE**
- Nov 5-7** Fruit & Vegetable Processing – OSU – See page 10
- Nov 6** Washington County Chapter-Paul Taylor, Garden Landscape Design
- Nov 8** **SAVE THE DATE** Recertification Training – See page 5
- Nov 8** Home Orchard Society Annual Meeting – Sellwood Baptist Church "Adventures in Southwest France" by Karen Tillou, HOS Arboretum Manager
- Nov 10** Clackamas Chapter Meeting – Dorothy Rodal - Glorious Viburnums
- Nov 11** Multnomah Chapter Meeting – Harry Landers – Winter Arrangements
- Nov 17** Portland Rose Society Meeting - Dance Pavillion at Oaks Amusement Park 7:30 PM
- Dec 4** Washington County Chapter – Scott Vergara "Propagation"
- Dec 8** Clackamas County Chapter - Rene Eisenbart
- Dec 9** Multnomah party and wreath making

2009...

- Jan 6** Metro MG training classes
- Feb 18-22** Northwest Flower and Garden Show – Seattle
- Feb 18-22** Portland Home and Garden Show – Portland Expo Center
- Feb 27 – Mar 1** Yard, Garden & Patio Show – Portland Convention Center
- March 22-26** International Master Gardener Conference – Las Vegas, NV

OPPORTUNITIES FROM JORDIS

503-650-3118 or Jordis.Yost@oregonstate.edu



Fall brings many garden chores to a close and the same is true for MG gardening activities. The hours are turned in, farmers' markets close, and the big garden shows are a few months off. The Extension office phones still ring, but the pace is definitely slower. It is the perfect time to plan for a new crop of MGs. Before all our attention turns to the new trainees, let's look at what the current MGs are up to...

STAYING CERTIFIED

It can be confusing to try to keep up with all the ways that Master Gardeners can stay on the active list. If you remember that we operate on an alternative schedule, similar to a fiscal year instead of a calendar year, then it can be easier to remember.

1. Think of the Master Gardener year as starting October 1 and ending September 30. To be certified and eligible to act as an educator in the 2009 garden season, Master Gardeners can: Attend the November '08 and April '09 Recertification Training...in that order.
2. Or attend 4 of the 3-hour classes offered in the winter training series. The ones to focus on are identified with an asterisk. The schedule of classes will be available in the December Newsletter.
3. Or attend one recertification class and at least 6 hours of approved winter training classes.
4. Or, you can request a recertification test in the spring just before the 2009 gardening season begins in May.

If you turned your volunteer hours in to the program office already and are still answering phones or participating in other projects, keep track of those hours on a 2009 log sheet and they can be turned in October 2009. Log sheets are available by calling or emailing me. If you are really late in turning them in, no harm..."better late than never" (quote from my mom, who was always late). Just get them to me as soon as you can.

CERTIFICATES

For those who turned in hours in time for me to make them a certificate, they will be available starting November 8 at the Recertification training. (Come to Clackamas Community College, Gregory Forum Bldg on Saturday, November 8 starting at 8:30 am.) I will have the certificates there starting at morning break. I will also have the certificates from the 2007 season for those that didn't receive theirs for last year.

CLASS COORDINATOR MEETING



Every Master Gardener remembers his or her first classroom experience, and the memories always include the 'experienced' MGs that welcomed them with hot beverages and warm smiles. The class coordinators are so extremely valuable to the program, and we could not manage so many new trainees without their help.

If you are interested in helping at any one of the three classroom sites, come to a meeting at the Clackamas County Extension office on Thursday, November 20 from 9 am to noon and meet up with other MGs that make up this special group.

The classes will be held on Tuesdays in Beaverton at the First Baptist Church on Erickson, Thursdays at Central Lutheran Church on NE 21st Ave near Schuyler and Friday at the VFW hall in Oregon City. If you are interested in helping at those sites, come meet with other MGs and join a fantastic group of 'extreme MGs'.

Fall 2008
Portland Metro Area
OSU Master Gardener™
Recertification Training



When: Saturday, November 8th 8:30 am to 3:30 pm
(No pre-registration necessary)
Where: Clackamas Community College, Gregory Forum Bldg. (see map)
Who: All OSU Extension Master Gardeners™ in the Portland Metro
Program
Bring: Your lunch and finger-foods for the 'goodies' table. Coffee and tea provided.

∞ Agenda ∞

Doors open at 7:30 am

8:00 am Registration and gathering

8:30 Welcome and Introductions

8:45 - Noon **Updating and Fine Tuning MG Skills** - Education Focus Committee, lead by Jean Natter and assisted by *The MG Players*

Please bring your Sustainable Gardening book with you for the AM session.

A fun morning session is focused on diagnosing and fine tuning how MGs interact with the public. There is some new information and it will be delivered with a 'twist'. This session is aimed at MGs who want to sharpen skills, be more comfortable under pressure, and to better understand the expectations of acting as an educator. You've all had the core training...now how do you improve the delivery to the home gardener?

Guaranteed to improve your skills and keep you entertained!

(Mid-morning break will be announced by the presenter at a good breaking point.)

Noon - Lunch break - Time to catch up with other MGs, pick up certificates, look at items for sale.

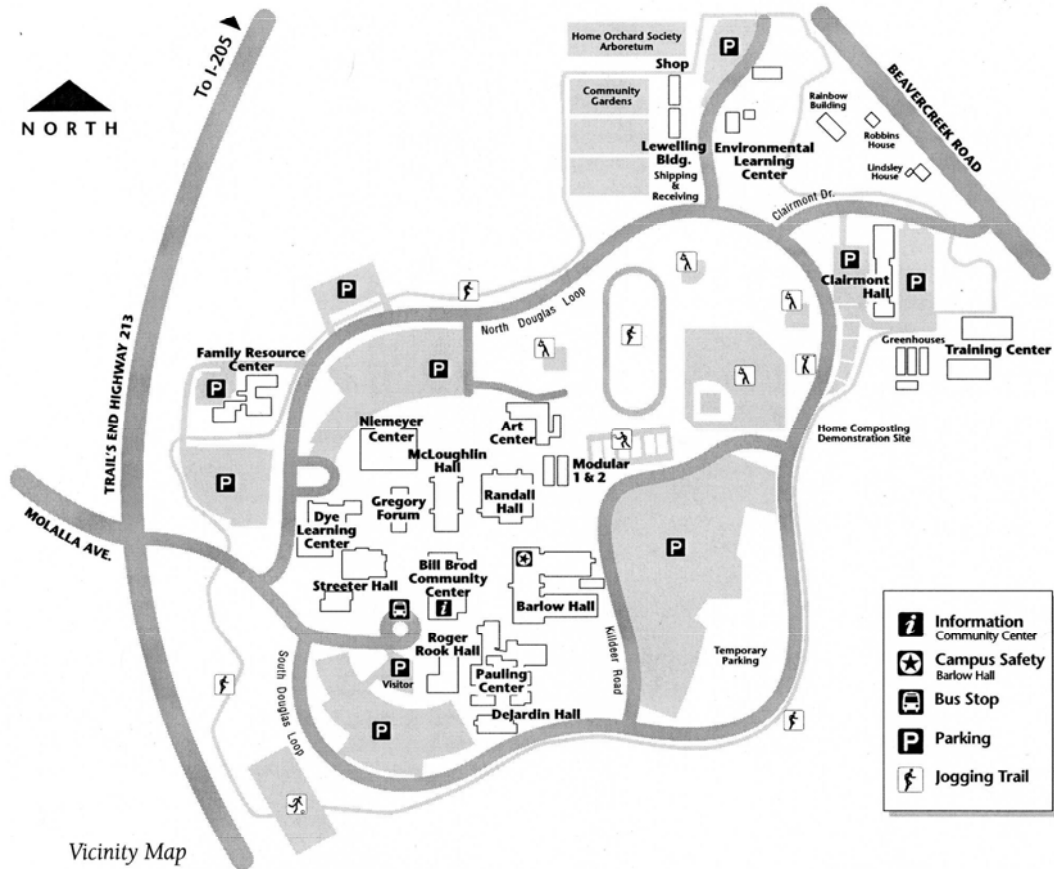
12:30 - 1:45 pm **Alternatives to Pesticides** - Gail Langelotto, Statewide MG Coordinator

Whereas chemical pesticides can function as a short-term 'silver-bullet' solution to pest problems, adopting a non-chemical approach to pest control often requires the integration of a dynamic mosaic of multiple control techniques into a successful pest control strategy. In this class, you will learn about cultural, physical and biological controls against pests, as well as factors to consider when deciding how and when to best utilize multiple control measures in your garden. Case studies will be used to test students' knowledge and skill.

1:45 - 2:00 - Break

2:00 - 3:30 pm - **Plant Taxonomy & Identification** - Rick Mishaga,

As Master Gardeners, we must learn to recognize the specific kinds of plants that we care for and manage. But with all the amazing diversity and variety of plants in our environment and available to us, how do we learn to know them all? In this session, we will discuss how and why we classify and name plants and how we can use natural plant relationships to recognize patterns that aid in plant identification. We will also review the characteristics of some of the common plant families in our Northwest gardens and how to use some identification tools and source materials.



Vicinity Map



Clackamas Community College Campus Map

Clackamas Community College
19600 South Molalla Avenue
Oregon City, OR 97045-7998

CCC Harmony Campus
7616 S.E. Harmony Road
Milwaukie, OR 97222

CCC Wilsonville Campus
29353 Town Center Loop E
Wilsonville, OR 97070

To reach any college office, call 503-657-6958 and dial the extension you want. (Hearing-impaired TTY/TDD 503-650-6649)

Natter's Notes

Jean R. Natter

Safe Use of the *PNW Plant Disease Management Handbook*


During the past two months I've written about the potential hazards lying in wait when MGs use either the *PNW Insect Management Handbook* or the *PNW Weed Management Handbook*. So, this month, let's wind things up by looking at the *PNW Plant Disease Management Handbook*.

Just as is true for the other two PNW handbooks, the primary audience is various commercial entities rather than home gardeners or the MGs who are trained to assist gardeners.


So, the fundamental principle is the same whenever you use any of the three handbooks – be certain you suggest materials for home use. That said, the ever-present challenge is to remember which handbook uses which technique to identify such products.

Identifying the product codes

When using the *PNW Plant Disease Management Handbook*, the question of the appropriate products boils down to which code follows the product name, the explanation for which is in the Introduction (page 1 of the hardcopy). Here's a partial excerpt:



“Organic growers will concentrate on cultural and biological control measures but should realize that many compounds listed under chemical control are "natural"- that is, not synthetically produced-and are permitted for organic production. These products are signified with an  and are based on the National Organic Standards of allowed substances for plant disease control.”

“Master gardeners and homeowners may find this publication useful. However, many of the compounds listed under chemical control are available only to licensed applicators. Compounds available to homeowners can easily be obtained at local garden centers and supply stores. Some of these materials in the “Host and Disease Descriptions”

section of this book are represented by the symbol .



In summary, the product codes are

-  home use
-  certified organic
- no code commercial

The online version of the *PNW Plant Disease Management Handbook*

The value of investigating the online version of the Disease Handbook (<http://plant-disease.ippc.orst.edu/>) is that it often has images which can help you make a diagnosis. The good news is that more images are added every year.

As with the other two handbooks, all the text of the hardcopy matches that online. So, just as in the hardcopy of the Disease Handbook, you'll find the product codes explained in the Introduction (<http://plant-disease.ippc.orst.edu/intro.cfm>).

That said, it's crucial to realize that it's risky to direct a client to an online entry – let's say to obtain an explanation and remedy for black spot of roses – without also providing the link to the Introduction, then explaining why that information is required for the client's success. The problem is that, any client unaware of the product codes will be frustrated when searching for a commercial product while at a retail garden center. Perhaps even worse, s/he'll be disillusioned with the quality of the assistance offered by Master Gardeners. Not a good thing.

The *PNW Plant Disease Management Handbook* identifies Home Use products with an .

Materials Allowed for Organic Disease Management

If you're interested in learning more about Materials Allowed for Organic Disease

Management, you'll find it in the hardcopy (pages 520-522), also in the online version at http://plant-disease.ippc.orst.edu/articles.cfm?article_id=4

4. Some of those active ingredients are also available for home use but usually have a different product name. Here's a brief excerpt from that section:

"...information about disease management materials and methods that are compliant with the USDA's National Organic Program (NOP). Experienced organic growers, university plant disease specialists and the NOP emphasize the use of preventive and cultural methods for disease control. These include crop rotation, resistant cultivars, maintaining good air flow in the crop canopy, good soil and nutrient management, and sanitation measures. If these methods are insufficient to manage a disease, NOP compliant inputs can be applied. All inputs must be included in the organic farm plan provided to the certification agency."

A new online feature from the OSU Plant Clinic

The OSU Plant Clinic recently established a new online feature where you can learn about various common submissions of the month via images and brief text. It's at http://www.science.oregonstate.edu/bpp/Plant_Clinic/year.htm

Once there, select the month you're interested in by clicking its name in the pie chart graphic. (As I write this, the only available months are April through October.) Images on the October page show several maladies of potatoes, including the crusty lesions of potato scab. And if you've ever wondered what sort of yucky mess late blight of tomatoes can rapidly produce, click on the month of September.

The bottom lines for MGs using the PNW Management handbooks

- The hardcopy of the *PNW Weed Management Handbook* isn't available to MGs in the Metro Extension offices. Instead, look for the few photocopied pages in the *MG Resource Binder* (Washington County) and the green binder labeled *PNW Weed Management Handbook* (Clackamas County). The online version (<http://pnwpest.org/pnw/weeds>) will be a veritable minefield unless you're constantly alert. Recall that if you locate a recommendation suggesting ounces (or pounds) per acre, or ounces (or pounds) per 100 gallons, you need to look elsewhere.
- The pages in the hardcopy of the *PNW Insect Management Handbook* have a footer which states either *Recommendations for Commercial Use* or *Recommendations for Home Use*. While using the online version (<http://pnwpest.org/pnw/insects>), make certain you are in one of the Home Use sections (*Home Garden; Home Landscape; Home Lawn; and Nuisance, Public Health, Log, Structural*).
- The hardcopy of the *PNW Plant Disease Management Handbook* identifies products with a small code, namely ☐ (home use), ☑ (certified organic), and without a code for commercial. The online guide (<http://plant-disease.ippc.orst.edu/>) uses the same codes.

Navigation assistance while you're in the MG office

Whenever you're in either of the Metro MG offices, you can locate the details about navigating the hardcopy and/or online versions of the three PNW Handbooks by looking in the Office Procedures binder, following Tab G.

Are you interested in upgrading your ID skills of critters, plant diseases and plant disorders? If you are, you are invited to join the MG Interest Group with fellow MGs and our resident expert diagnostician, Jean Natter!

The MG Interest group meets at the Capital Center, Room 1411 (Same building as the WA County MG phone office). We meet the 1st and 3rd Monday of the month from 1-3pm.

The 1st Monday we usually work on helping each other ID insects/spiders and plant problems that we bring to the meeting. Another feature of the 1st Monday is we also often have mini presentations that MGs choose to present to the group.

The 3rd Monday is a more formal class based on a Study Guide we receive from Jean Natter a week or so ahead of time. (Yes, you are expected to do some homework!)

Space is limited so If you are interested please email Margaret Bayne at: iansmom2@verizon.net. or call: 503-803-8885. As a bonus, you can claim volunteer payback/practicum hours (in the "support" area)



Come have fun with fellow MGs and learn something new!

What's small and green, and saves you money???....a Chinook Book!!

It's packed with "living green" coupons for things that are good for your garden (like Concentrates, Portland Nursery, One Green World); your grocery bill (products, stores - even Dagoba chocolate!!), dining out, entertainment.....coupons you will actually use!!!

Books cost \$20, and coupons are good from now until November 30, 2009. Books make great Holiday gifts! They will be available at the Recertification training, and at the November Multnomah Chapter meeting. Contact Abby Seemann (503-285-7621) for more details, or to get a book.

....sorry, no more than 35 to a customer (although we could make an exception for YOU!!)

Purchases benefit Multnomah County MG Chapter

FRUIT & VEGETABLE PROCESSING SHORT COURSE - NOVEMBER 5-7, 2008

OSU Department of Food Science & Technology Extension Service proudly announces the following educational opportunity. Please forward this information to anyone who may be interested in this course.

Title: FRUIT & VEGETABLE PROCESSING SHORT COURSE

Date: NOVEMBER 5-7, 2008

Time: 8:00 am – 5:00 pm on Nov. 5 & 6; 8:00 am – 12:00 pm on Nov. 7

Location: 238 Wiegand Hall, OSU Campus, Corvallis, Oregon State University

Registration Fees: Early - \$485 if registered **BY** Oct. 22, 2008; Late - \$550 if registered **AFTER** Oct. 22, 2008



(registration fee includes handouts, pilot plant project materials, and two lunches)

Short Course Objectives...

This two and a half day short course provides attendees with concepts of basic fruit and vegetable processing technologies, quality analysis, and hands-on experience through pilot plant exercises.

Topics are modified annually based on specific interest and identified needs...

- Modified atmosphere packaging and prevention of enzymatic browning of fresh-cut produce
- Acidified vegetable processing – fermented, fresh, and refrigerated pickles
- Jam/Jelly process
- Fruit and vegetable drying – conventional, freeze, and infused drying
- Basic food quality analysis – Brix, pH, TA, water activity, color, texture, etc.

Who Should Attend?

- Personnel in production, manufacturing, engineering, and product development associated with fruit and vegetables
- Suitable for both entry level and more experienced individuals

How Do I Register?

You may register online at: http://oregonstate.edu/dept/foodsci/extservices/F&VPSC_regform.htm

If you need more information please contact:

Debby Yacas, deborah.yacas@oregonstate.edu, or 800.823.2357



Dear Master Gardeners

I am an MG ('02), a therapeutic horticulture specialist and am currently working on a book project for and about people who are gardening in their 60s, 70s, 80s and beyond.

I would appreciate learning from experienced senior gardeners about changes or adaptations that you have made in your garden and gardening ways that have helped you garden more easily or safely. Are there any tools that you use and recommend for seniors? Are there tools that you find help you work more easily and effectively?

Are there any plants that you can't live without? Are there some that you have decided need to go because they are too high maintenance? Name your favorite vegetable to grow, best flower, favorite tree or shrub.

Do you have a gardening schedule? How many hours per day do you garden? Is there a better time of day for you to garden? Have you developed any new and interesting garden habits as a senior gardener? How do you see gardening as a form of exercise?

What information or ideas would you like to see in a book about seniors and gardening?

Please let me know your full name and contact information in the event I need to reference your information and want to cite you accurately in the book.

E-mail is a great way to contact me with your ideas: cassdiypg@comcast.net

Thank you in advance for taking the time to respond. I look forward to hearing from you,

Patty Cassidy

Clean up and cut back garden before winter weather arrives

By: [Carol Savonen](#)

Source: [Ross Penhallegon](#)

CORVALLIS, Ore. - Before cold weather sets in, clean up in your yard and garden – it will help protect your landscape from the ravages of winter.

There are several tasks best done in October and November, according to Ross Penhallegon, horticulturist with the Oregon State University Extension Service.

Mulch your empty garden beds for the winter if they don't have a cover crop on them yet. Mulch will protect from erosion. Even flat beds experience soil erosion and compaction from rainwater. Mulching will add organic matter to the soil. And it will encourage earthworm activity and keep weed germination down.

Control the weeds that have recently germinated from early fall rains. It is a much easier job now than in the spring. A hoe or hand pulling will do it. This is not a good time of year to use herbicides. The damp soil makes it easy to hoe or pull weeds, big or little.

Apply slow-release nitrogen fertilizer to lawns, if needed. Use just enough to keep the lawn green, but not enough to cause need for additional mowing. Don't use quick-release fertilizer, as it will just leach away. Don't apply fertilizer to trees, flowers or shrubs this time of year, as it may reduce their cold tolerance.

Cut back late flowering perennials like asters and chrysanthemums to a few inches. Peonies can be cut back all the way to the ground. Mulch the crowns with compost to protect them from hard freezes.

Prune late summer and fall flowering shrubs like butterfly bush (*Buddleia*) abelia, clethra and hydrangea several weeks before icy winter weather or hold off until mid-February to do your pruning. Trim back roses to knee height so winter winds won't cause damage.

Keep your perennial gardens free of wind-blown plant refuse. Continue to rake your lawn, as more leaves fly. Add the leaves to your compost pile to turn them into humus.

Pull up spent summer annuals like snapdragons, marigolds, zinnias, cosmos and nasturtiums that have died back.

Dig and store summer flowering bulbs and tubers (if you live east of the Cascades), including dahlias, calla lilies, canna lilies, gladiolus and tuberose. Store them in a dark, dry and cool (above freezing) place, safe from rodents.



CLACKAMAS COUNTY AGRICULTURAL EXTENSION & 4-H SERVICE DISTRICT

NOVEMBER 2008
BALLOT MEASURE FACT SHEET



What is Agricultural Extension Service?



The Clackamas County Agricultural Extension Service has delivered practical education programs, conducted research and provided assistance for youth, families, farmers, gardeners, and family forest owners since 1917. These programs have engaged young people and involved volunteers in the local economy.

Agricultural Extension serves more than 50,000 Clackamas County residents each year with services such as:

- 4-H for youth in more than 150 community clubs and more than 75 schools serving over 5,000 youth
- Technical assistance to local farmers, family forest owners, Christmas tree growers, and gardeners by introducing new ideas, solutions and improved methods to solve their problems
- Volunteer Master Gardeners who collectively contribute more than 20,000 volunteer hours each year back to their communities to guide others in growing healthy and abundant gardens and to enjoy beautiful landscapes

Statistics compiled annually for Oregon State University Extension Service and reported to the public in the 2007 Clackamas County Extension community report, "Kids, Communities, Environment."



For Program Information:

Clackamas County
Extension Office

200 Warner Milne Road
Oregon City, OR 97045

Monday through Thurs-
day 8:00am-4:30pm
(closed from 11:30am-
12:30pm for lunch)

Phone: 503-655-8631

Proposed District to Continue Agricultural Extension and 4-H Service District

In July, 2008 Clackamas County referred a measure to the November 2008 ballot regarding the creation of a service district for Extension and 4-H in the County. The service district would allow Agricultural Extension to continue services to local farms, forest-owners, nursery growers, families and youth. The Agricultural Extension District funding would come from a permanent rate of five cents per \$1000 assessed property value (the rate for a home assessed at \$200,000 would be \$10 per year). Voters will be asked to approve or disapprove the creation of the Agricultural Extension and 4-H Service District on this November's election ballot.



<http://Extension.OregonState.edu/Clackamas>



Proposed Agricultural Extension and 4-H Service District would:

- **Double the size and scope** of the Clackamas County 4-H to serve more than 10,000 youth by recruiting and training more volunteer leaders, establishing new clubs and expanding after-school and summer programming opportunities for youth
- **Establish a Family Food Resource Center** for connecting consumers with locally available, sustainably produced food and the latest in food safety and preservation guidelines—while linking local producers with consumers at all levels to ensure food safety; bring Extension's popular food and nutrition education program to every elementary school in Clackamas County to help reduce growing obesity rates
- **Implement new communication and outreach technologies** to better serve residents of Clackamas County with Extension's vast re-



sources through enhanced web access, remote distribution of information and availability

- **Provide latest technological, research and management support** to farming community in sustainable production practices for nursery, berry and vegetable crops, livestock management, field crops and forage, integrated pest management, business management, and bioenergy production opportunities

A Service District to Provide Permanent Funding for Extension Service and 4-H

Declining federal funding to counties means a shortfall for local programs, including Agricultural Extension and 4-H. If the service district is approved in November 2008 the county would establish the Clackamas County Extension and 4-H Service District encompassing all of Clackamas County except Johnson City.

The creation of a Service District would generate approximately \$1.5 million per year to provide permanent funding

for Extension. Clackamas County would be able to maintain and expand the program to allow more community members to utilize its services in the future. There are currently 17 other counties in Oregon that have Agricultural Extension Service Districts.

The Agricultural Extension and 4-H Service District would continue to meet the demand for services, as well as work to assist and support even more residents. All monies from the service district would only be used for Clackamas County Agriculture Extension and 4-H programs.





MULTNOMAH CHAPTER GRAPEVINE

Oregon Master Gardener™ Association in cooperation with
OSU Extension Service Master Gardener™ Program
4742 SE 39th Ave. Portland, OR 97206

11 November, 2008 Chapter Meeting

Tabor Heights Methodist Church

SE 61st and Stark

6:45pm Gather

6:50 pm – Announcements

7:00 pm - Harry Landers, horticulturalist,
International Rose Test Garden, "Winter
Arrangements"

Upcoming events:

December 9 – Party and Wreath Making -
Start looking at your yard for any greenery
to contribute and contact Joyce
Hemmerling with the information.

Next Board Meeting – Wednesday 5
November, 2008 - 6:30 pm at Jean
Edmison's home – 7606 S.E. Ellis

Dues are going up a little. The new amount is
\$20, but if you get the money in by 1
December you can get a 25% discount so that
it only costs \$15.

Entertainment Books 2009 are selling and
useable RIGHT NOW. Cost is \$20 with \$4 of
that going to our MG Treasury. The books will
be available at Sept, Oct & Nov meetings. Or
call Bob & Evelyn Clink at 503.777.6771.

Chinook Books will be available for \$20 with
\$10 going to the chapter. Abby Seemann is in
charge of this. You can order in advance or
take some home from the meeting to sell.

Plant Sale with Fall Seminar

Thank you to everyone who supported our
seminar and used garden book and plant sale!
This is one of our fall fundraisers. Paul
Sanford enthusiastically discussed helpful

ways to open our gardens to beneficial insects
with appropriate plants, water, and
sheltered places. Sally Fisher engaged us with
her comprehensive knowledge of bats and
their behaviors around the U.S. and in the
Pacific Northwest. Now we have added
information to improve our gardens and many
used books and plants have new homes, thank
you! A special thanks to those who donated
time, books and plants for these sales!

Advertising in the Chapter Directory

In the last year our chapter has been focusing
on fundraisers and community outreach
activities; here is another opportunity. When
the 2009 membership directory goes to print
soon, you may advertise your business on a
third of a page at \$50 for the year! Our intent
is to give members contact information so they
can support you and increase your business !
If you are interested, please contact
Jean Edmison at Housejem@aol.com or at
503-771-2486.

Demo Garden

Anyone interested can help work on or tour the
demo garden on Thursdays from 9am until
afternoon. Another way to help would be to
save seeds. The garden is on SE 60th between
Duke and Flavel.

Questions should be directed to Jean or
Sharon.

2007 Officers

President – Jean Edmison - 503-771-2486
Vice President – Sharon Baker - 503-284-5189
President Elect – vacant
Secretary – LindaRose Allaway – 503-255-5553
Treasurer – Claudia Groth - 503-235-0669
Past President – Patrick Adams - 503-287-9071
OMGA Rep. – Louise Kasper - 503- 282-4277
OMGA Rep. – Joyce Hemmerling - 503-331-0824
Historian – vacant
Grapevine – Lorna Schilling – 503-293-2445



Clackamas County Chatter



November 2008

A chapter newsletter for the Oregon Master Gardener Association in cooperation with OSU Extension Service Master Gardener™ Program

November Chapter Meeting

Monday, November 10

Milwaukie Center 7:00 p.m.

5440 SE Kellogg Creek Drive, Milwaukie

Glorious Viburnums by Dorothy Rodal

Viburnums are plants of four seasons, offering fall colors, winter fruits, and spring and summer blooms. Many are fragrant and easy to grow in our climate.

To tell us about these glorious plants is Dorothy Rodal, an unabashed fan and plant collector. As if numerous, luscious pictures won't be enough to get us excited, Dorothy will bring a large selection of specimens of some of her favorite viburnums. Watch out! Her infectious passion may cause you to run straight to the local nursery for a viburnum.

ALSO: 2009 BUDGET VOTE



December Preview

Rene Eisenbart has been an illustrator for The Oregonian for 23 years. She will speak

to the natural connection between art and gardening in her life, as well as her gardening challenges and triumphs.

The following officers were elected to the CCMG 2009 Board

- President – Bill Bradley
- Vice President – Rick Mishaga
- Treasurer – Mary Butler
- Asst Treasurer – Trudy O'Donnell
- Secretary – Cheryl Borden
- OMGA Rep – Denise Dwan
- Alt. OMGA Rep – Nikki Mantei

Congratulations and Thanks to all!



NEEDED Garden Books for the December Book Sale!

Please bring garden books for the December used book sale! Anyone interested in helping to set up/take down, or collect money the night of the sale, please contact Janet Weber at 503.358.2821.

Cicero said, "all one needs is a garden and a library."

ccmg Spring Garden Fair is planning its 25th Anniversary!

Herb Davis and Rodger Sanman are heading into the Chairperson hunt and other related volunteer opportunities. If you are in need of a wonderful chance to help the Chapter, please call either of them!

10-Minute University earns Trademark status

10-Minute University, through OSU marketing department, has pursued a trademark for its name. Thanks to Weston's aggressive follow-up, we just received it and will add the small 'TM' to both print and web publications.

During the past year, 10-Minute University served more than 400 clients with presentations and handouts. In addition to being active at Spring Garden Fair since 2006, we have partnered with the chapter's soil testing service by providing talks at the April and October events at the Milwaukie Center. This summer, we brought bi-monthly presentations to the Oregon City Farmer's Market.

Next, we will explore reaching other groups via Power Point presentations.

Sherry Sheng



The first Saturday of each month is the "gardener's tour" led by

Leach's Garden Steward Scotty Fairchild. The Gardener's Tour is offered year around. Tours last approximately 90 minutes and assemble in front of the Manor House. Admission to the Garden is free, but a \$5 donation is suggested.

Tour Nov. 1: Tall Trees & Conifers

Clackamas County Chapter Officers

President	Bill Bradley	503-624-8435
Vice Pres.	Rick Mishaga	503-557-4491
Secretary	Cheryl Borden	503-723-4237
Treasurer	Kathy Long	503-632-0131
Asst. Treas.	Mary Butler	503-632-1532
OMGA Reps	Denise Dwan	503-632-3035
OMGA alt.	Sherry Sheng	503-633-1822

Advisory Board	Rodger Sanman	503-659-3212
	Dale Eggers	503-557-3152
	Martha Waldemar	503-698-2519
Newsletter	Holly Pederson	503-701-5816
Websites:	http://extension.oregonstate.edu/clackamas/homeHort/homeHort.php	
	www.clackamascountymastergardeners.org	



Washington County Chapter Chat

Oregon Master Gardener™ Association in cooperation with

OSU Extension Service Master Gardener™ Program

UPCOMING PROGRAMS – MARK YOUR CALENDAR

Nov. 6th Chapter Meeting: Paul Taylor,
Garden Design and Consultation on
“Garden Landscape Design”

Dec. 4th Chapter Meeting: Scott Vergara
“Propagation”

Presentations are from 7:15 - 8:15 p.m. at the CAPITAL CENTER, 18640 NW Walker Rd (185th & Walker Rd), Rm 1411. The public is welcome.

PERENNIAL REMINDER

To make next **April’s Plant Sale** another success story, we will need lots of hardy perennials from our members’ gardens. Please look for plants suitable for gallon size pots. Spring and summer bloomers are the best sellers. Jane and her crew will be at the November and December Chapter meetings to pick up your donations. If you can’t pot them, just put them in plastic bags with an ID tag or label. If you have questions, please call **Jane Miller 503.590.3598**.

CHAPTER POSITIONS AVAILABLE

Board positions needing to be filled in 2009 are:

- Recording secretary
- Corresponding secretary
- Treasurer
- Director #1 and Director #5

Other positions available are editor, historian, committees and special projects. All of these positions are rewarding and challenging and give you the opportunity to help make things happen in the Washington County Master Gardener programs. Please contact Ken Keudell if you would like a job description. You can call Ken at 503-292-6519 or send him an email at **keudellkennethk@msn.com**

REMINDER TO RENEW

Your membership dues are \$20.00 and need to be paid by December 15th so your name can be included in the directory for 2009.

President	Ken Keudell	503-292-6519
Vice President	Alan Strong	503-690-1882
Recording Secretary	Gini Lang	503-407-6422
Corresponding Secretary	Barbara Bixler	503-646-9627
Treasurer	Larry Schick	503-524-2494
OMGA Rep	David Rullman	503-292-1603
Alternate Rep	Jerry Knott	503-292-1939
Dir.#1 Audit	Larry Schick	503-524-2494
Dir.#2 Program	Fred Dorr	503-645-1665
Dir.#3 Publicity	Sylvia Butler	503-246-8725
Dir.#4 Planning	Alan Strong	503-690-1882
Dir.#5 Chapter Relations	Anna Stubbs	503-643-9474
Editor:	Gini Lang	503-407-6422

Submit Chapter Chat Announcements to **Gini Lang**, Chapter Chat Editor, by the 11th each month. Phone **503-407-6422** or e-mail **Gini Lang [lang2044@comcast.net]**.

Submit general chapter announcements to **Cathy Mankus**, e-mail coordinator, **cathy@cathymankus.com**

[November Garden Calendar](#)