



2011 4-H/FFA Schedule



Friday-Saturday, April 9-10

All day 4-H Presentations Contest
All day 4-H Foods Contests

Saturday, July 23

All day 4-H Horse Events

Wednesday, August 3

9:00 am-noon *4-H Junior Fashion Revue Judging
9:00 am-4 pm 4-H Clothing, Knitting, Crocheting, Home Environment & Fiber Arts Exhibits Judged
9:00 am-5 pm 4-H Clothing Judging Contest
1:00 -3:30 pm *4-H Novice Fashion Revue Judging
4:00-5:00 pm *4-H Cloverbud Fashion Revue Judging

*Participants must be present during the entire judging time designated for their age group.

Thursday, August 4

9:00 am-noon *4-H Intermediate Fashion Revue Judging
9:00 am-3 pm 4-H Clothing, Knitting, Crocheting, Home Environment & Fiber Arts Exhibits Judged
9:00 am-3 pm 4-H Clothing Judging Contest Begins
1:00-3:00 pm *4-H Senior Fashion Revue Judging
7:00 pm Public Fashion Revue

*Participants must be present during the entire judging time designated for their age group.

Monday, August 8

9:30 am-3 pm 4-H Interview Judging - All Exhibits (except horticulture)
4-H Foods Judging Contest

Tuesday, August 9

9:00 am 4-H/FFA Large Animal Check-in Begins
4-H/FFA Market Animal Weigh-in Begins
9:30 -11:00 am 4-H Interview Judging of Educational Displays
9:30 am-3 pm 4-H Interview Judging of Horticulture
4:00-7:00pm 4-H Small Animal Check-in begins (mandatory — no early check-in)
7:00 pm 4-H Small Animals in Cages
8:00 pm 4-H/FFA Large Animals in Stalls
9:00 pm Market Animal Records Submitted

Wednesday, August 10

9:00 am 4-H/FFA Flag Raising/Barn Meeting
9:30 am 4-H Horse Western Gaming Begins
10:00 am 4-H Dairy Conformation
4-H/FFA Rabbit & Cavy Showmanship/Conformation
FFA Swine Showmanship/Conformation
(Breeding, Heavy-weights & Feeders)

1:00 pm 4-H Swine Showmanship (Jr., Nov., Int., Sr.)
Followed by 4-H Swine Conformation-Breeding/Feeder
2:00 pm 4-H Dog Written Test (Judging & Identification Contest)
2:30 pm 4-H/FFA Dairy Replacement Heifer Show
3:00 pm FFA Dairy Showmanship
6:00 pm 4-H/FFA Market Swine Show

Thursday, August 11

9:00 am 4-H/FFA Flag Raising/Barn Meeting
10:00 am 4-H Dairy Showmanship - Jr. & Novice
FFA Dairy Conformation
4-H/FFA Pigeon/Poultry Showmanship
Followed by Pigeon/Poultry Conformation & Eggs
4-H Beef Showmanship & Conformation-Breeding/Feeder
Followed by FFA Beef Showmanship & Conformation-Breeding/Feeder
1:00 pm 4-H Dairy Showmanship - Int. & Sr.
4-H/FFA Meat-Type Goat Showmanship & Conformation-Market, Feeder & Meat-Type Breeding Goats
4-H Dog Showmanship, followed by Obedience
4:00 pm 4-H Small Animal Master Showmanship
6:00 pm 4-H/FFA Market Beef & Sheep
7:30 pm 4-H/FFA Dairy Replacement Heifer Sale

Friday, August 12

9:00 am 4-H/FFA Flag Raising/Barn Meeting
10:00 am FFA Sheep Showmanship & Conformation-Breeding/Feeder
4-H/FFA Dairy Goat Showmanship & Conformation
1:00 pm 4-H Sheep Showmanship & Conformation-Breeding/Feeder
4:00 pm Pygmy Goat Showmanship & Conformation
4:00 pm 4-H Dog Agility, Trick & Costume
5:30 pm JLAC Awards
6:00 pm JLAC 4-H/FFA Market Animal Sale

Saturday, August 13

8:30 am 4-H/FFA Flag Raising/Barn Meeting
9:00 am 4-H/FFA Dairy Judging Contest
9:00 am 4-H/FFA Livestock Judging Contest
1:30 pm 4-H Master Showmanship
3:00 pm FFA Master Showmanship
4:00 pm 4-H Awards Program
8:00 pm 4-H/FFA - Animals Released
4-H Premium Payment
4-H Exhibits Released
9:00 pm

4-H General Rules

1. Tillamook County 4-H members currently enrolled in the 4-H program are eligible to exhibit. Enrollment deadline is June 1 for new and returning 4-H members.
 2. A 4-H exhibit must be the work of the 4-H member and completed as part of the current year's project. Work done after county fair but prior to October 1 and not previously exhibited may be included in the next project year. If there is a question as to work having been accomplished by a member, the judge may require the member to demonstrate ability and/or provide 4-H project records.
 3. 4-H exhibits will remain on display until 9:00 p.m. Saturday.
 4. 4-H exhibits are displayed at the 4-H member's risk.
 5. Any 4-H exhibitor found guilty of vandalism or misconduct will forfeit any premiums for which he/she might be eligible.
 6. All state-approved 4-H project exhibits will be accepted, judged and awarded premiums, even though not listed in the Premium Book.
 7. 4-H records will be used to break a tie. 4-H members may be asked for records in order to participate in State Fair.
 8. Late fair entries and other exceptions may be accepted with a valid reason filed on a policy waiver form. These approved exceptions may not be eligible for champion/reserve champion honors and special awards and trophies.
 9. "4-H age" is based on the grade a member has completed:
 - Cloverbuds - K, 1, 2, and 3rd grades (Non-Competitive)**
 - Junior - 4, 5, and 6th grades**
 - Intermediate - 7, 8, and 9th grades**
 - Senior - 10, 11, and 12th grades**
- NOTE: Junior members who have not exhibited in 4-H prior to this year in a specific project may (not required) enter a Novice class for showmanship or fashion revue.
10. The State Fair 4-H Premium Book and Tillamook County Fair Premium Book general rules will apply when the Tillamook County 4-H Premium Book does not address a situation.
 11. Inappropriate dress, such as low cut tops or t-shirts with inappropriate language will not be tolerated. The Oregon 4-H Dress Code of neat and clean will be enforced.

Entries

1. Pre-entries for all exhibits, contests and displays must be made by Wednesday, July 13, 2011, 5:00 p.m. on official 4-H forms.
2. Entries are the responsibility of the 4-H member and should be made at the OSU Extension Service office.
3. A 4-H member may enter only one exhibit per class number unless otherwise noted in specific class rules.
4. Enter each exhibit only one time. Exhibits can be moved to the appropriate class later. For example if you plan to exhibit 3 baked items, but are not sure exactly what, enter 3 classes and the exhibit can be moved by the clerk at fair or if you have 3 pigs that you will be bringing to fair, enter only 3 classes and the animals can be moved to the correct class by the show superintendent. Be realistic about the number of entries that you will enter.
5. All static exhibits must have an appropriate 4-H Exhibit Tag and a project explanation card (available at the OSU Extension Service Office or on the State 4-H website at <http://oregon.4h.oregonstate.edu/fair-exhibit-and-contest-materials>) attached and brought to the 4-H exhibit area as specified on the 4-H schedule. In addition, each exhibit piece must be labeled with the member's name, class number and county. If exhibits have more than one piece, each piece must be labeled with name, class and county.

Method of Award

1. The merit system of awards will be used for all classes:
 - Blue Ribbon - Excellent or Superior**
 - Red Ribbon - Good to Excellent**
 - White Ribbon - Acceptable, but needs improvement**
 - Multi-Colored - Non-competitive Classes, including Cloverbuds**
2. Exhibit scorecards are available at the OSU Extension Service office or on the

State 4-H Website at <http://oregon.4h.oregonstate.edu/fair-exhibit-and-contest-materials>

3. Premiums will be allotted as follows:

- 4 points - Blue ribbon
- 3 points - Red ribbon
- 2 points - White ribbon
- 0 points - Multi-colored/Green ribbon (Cloverbuds/Display only)

Purple, champion and reserve champion ribbons will be awarded 1 additional point. At the conclusion of all 4-H judging the points awarded will be totaled and the price per point determined to determine the dollar amount per premium point.

4. All champions & reserve champions must have won a blue award and be of championship quality as deemed by the judge.
5. The judge's decisions are final.

State Fair

1. State Fair entry forms are due in the Tillamook Extension office by:

- Horse, 5 pm, Monday, August 1.
- Western Gaming, Friday of fair (to the 4-H fair office), August 12.
- Dairy/livestock/small animals/dog, judging contests, presentations, foods contests and fashion revue, 5 pm, Tuesday, August 16.

2. State Fair exhibits are due in the Extension office by:

- All exhibits (except foods & horticulture) - 5 pm, Tuesday, August 16.
- Food exhibits - 10 am, Monday, August 22.
- Horticulture exhibits - 1 pm, Tuesday, August 23.

3. Any intermediate or senior member who received a blue ribbon in either showmanship, conformation, equitation, or obedience may be eligible to participate at State Fair depending on State Fair quotas (exception: horse - contact the OSU Extension Service for State Fair qualification requirements).
4. The judge will select static exhibits to send to State Fair.

4-H General Classes

(open to all 4-H members)

4-H Animal Science Judging Contests

4-H members must be enrolled in a project relating to the judging contest.

Fill in blank in class number () with corresponding number:

- | | |
|------------------------------|-----------|
| 0. Cloverbuds (All projects) | 1. Junior |
| 2. Intermediate | 3. Senior |

700 900 00_ Meat Animal	741 900 00_ Dairy Cattle
763 900 00_ Dog	

4-H Family and Consumer Science Judging Contests

4-H members must be enrolled in a project relating to the judging contest.

Fill in blank in class number () with corresponding number:

- | | |
|-----------------------|-----------------------|
| 0. Phase or Level 1 | 1. Phase or Level 2-3 |
| 2. Phase or Level 4-6 | 3. Phase or Level 7-9 |

320 900 00_ Clothing	511 900 00_ Foods
----------------------	-------------------

4-H Record Books

Record books must be submitted by Wednesday, July 13, 2011, 5:00 p.m.

211 100 000 Cloverbuds	
211 100 001 Junior	211 100 003 Senior
211 100 002 Intermediate	211 100 004 State Comp.



4-H Animal Science

Animal Science General Rules

1. All animals exhibited must have been carried as a 4-H project since June 1 (April 15 for horses). Small animals must be delivered and health checked from 4:00 to 7:00 p.m. Tuesday of fair. Large animals may be delivered from 9:00 a.m. to 8:00 p.m. Tuesday of fair.

2. Ownership of animals must be in the name of the exhibitor (ownership in a partnership, corporation or family name is acceptable if the 4-H member's animals have been designated at the beginning of the project).

3. State 4-H Lease Policy: Members may lease one animal and their offspring in a project in which they own no animals (exception: dog and horse). Dog members may lease one dog provided that all the care and training is performed by the member. Offspring must be born during the term of the lease. Copies of leases specifying responsibilities of lessee and lessor must be on file at the OSU Extension Service office by June 1 (exception: horse project members leases must be filed by April 15).

4. Enter animals in the crossbred class unless it fits breed standards.

5. Purebred and grade animals are shown together.

6. All breeds with two or fewer exhibits will be shown in the "Other Breeds" class. In "Other Breeds" breeding classes, each animal will be judged against its own breed standards.

7. All 4-H Animal Science exhibitors are required to show their own animal in 4-H showmanship classes. Animal science exhibitors are required to participate in showmanship contests relating to their exhibits, including ALL horse and dog show exhibitors. Animals exhibited in a showmanship class must also be shown in a conformation class (exception: horses must be shown in a driving, ground training or performance class, obedience is required for dog members who want to qualify for State Fair).

8. Members may show the same animal in 4-H and Open class.

9. No animal may be entered in both 4-H and FFA.

10. Stall assignments will be made by the OSU Extension Service office.

Animals must be stalled within this assignment. Exception: 4-H members with animals also in FFA may house the animals together either in 4-H or FFA stalls.

11. 4-H members with projects for "exhibit only" must make arrangements with the OSU Extension Service office prior to the fair entry deadline. This will be allowed only as space and safety considerations permit.

12. Animal Care (fitting, washing, etc.) will be the responsibility of the 4-H member. Junior 4-H members may receive help from parent or leader (no professional help allowed); intermediates and seniors must do work themselves.

13. Exhibitors shall furnish the necessary feed and bedding for their animals and take proper care of them. In the event that bedding is donated, 4-H/FFA members may share this until it is gone.

Production Classes – Production Records, Dam & Produce, Member's Herd

1. All animals must have been shown in appropriate conformation classes.
2. Market and feeder animals cannot be used to complete a herd.
3. All animals must be owned by the same 4-H member.
4. Females with crossbred daughters shown in the dam and daughter class will be shown in the breed class of dam.
5. Computer records are accepted in addition to 4-H records.

Animal Health and Safety

1. Animals with infectious diseases will not be allowed on the grounds. Animals from quarantined herds will not be allowed to enter the grounds. If questions arise about the health of an animal a veterinarian may be called at the 4-H member's expense.

2. Animals exhibiting extreme wild or dangerous behavior will be removed from the fairgrounds.

3. 4-H supports and encourages the humane treatment of all animals. Exhibitors are expected to treat their animals humanely and provide proper feeding, handling, disease prevention, sanitation and attention to their safety.

4. All beef cattle and swine pens must be double tied with an appropriate tie.

Herdsmanship

All exhibitors are required to maintain their livestock exhibit in an appropriate manner as designated by the herdsmanship judge and show chairs. Herdsmanship will be judged each day from 10 a.m. to 7 p.m. Judging will end Saturday at noon. Exhibits should be presentable at all times.

Members are required to display a completed 4-H stall card. All materials used to decorate must be fire retardant.

4-H Member's Attire

4-H members must dress appropriately for competition.

- Clothing should be neat and clean.
- Members handling large animals or horses must wear sturdy footwear. Untied shoes or sandals will not be permitted.
- Members are not required to wear white clothing for dairy/dairy goat.

Master Showmanship

Two contests will be held. One for meat and milk-producing livestock (beef, sheep, swine, dairy cattle, dairy goat, meat goat) and one for small animals (rabbit, cavy, poultry, pigeons).

The champion showman for each species is required to participate, unless he/she declares otherwise immediately following the species showmanship contest. In the event an individual is champion showman in more than one species, the champion needs to select which species he/she will participate in immediately following the show to allow the reserve champion time to prepare.



4-H Dairy Cattle

All dairy cattle must be dehorned. If a showmanship animal comes into heat before the show, or other problems arise, an exchange of animals will be permitted only if this is the only animal the 4-H member is exhibiting in that species, and the borrowed animal is a 4-H animal and approved by the Extension agent and the same age category as the 4-H member's animal.

741 101 0_0 Ayrshire (1)	741 105 0_0 Jersey (5)
741 102 0_0 Brown Swiss (2)	741 106 0_0 Shorthorn (6)
741 103 0_0 Guernsey (3)	741 107 0_0 Crossbred (7)
741 104 0_0 Holstein (4)	741 108 0_0 Other Breeds (8)

Fill in blank in class number () with corresponding number:

1. Junior Heifer Calf - March 1 - May 30, 2011
2. Intermediate Heifer Calf - Dec. 1, 2010 - Feb. 28, 2011
3. Senior Heifer Calf - Sept. 1 - Nov. 30, 2010
4. Junior Yearling Heifer - March 1 - Aug. 31, 2010
5. Senior Yearling Heifer - Sept. 1, 2009 - Feb. 29, 2010
6. Jr 2 Yr Old Cow & Sr Yearling in Milk - Mar. 1 - Aug. 31, 2009
7. Senior Two Year Old Cow - Sept. 1, 2008 - Feb. 28, 2009
8. Three & Four Year Old Cow - Sept. 1, 2006 - Aug. 31, 2008
9. Five Year Old Cow and Over - born before Sept. 1, 2006

Dairy Cattle Special Classes - (see General Rules)

Fill in blank () with number in parentheses following breeds.

- 741 10_ 210 Producing Cow with 4-H Production Records - born before Sept. 1, 2008.
- 741 10_ 220 Dam and Daughter - Cow and one daughter.
- 741 10_ 230 4-H Member's Dairy Herd - Three females.

Dairy Replacement Heifers for Youth Sale

Dairy replacement heifer exhibitors must abide by the Dairy Replacement Heifer Sale rules to participate in the youth sale. Replacement heifers are not eligible to be shown in other 4-H conformation classes.

741 300 000 Dairy Replacement Heifer

Dairy Showmanship (required)

741 500 000 Novice 741 500 002 Intermediate
741 500 001 Junior 741 500 003 Senior

4-H Dairy Goats

No bucks. All goats must be dehorned. Pygmy and Angora goats not allowed.

791 101 0_0 Alpine (1) 791 107 0_0 Sable (7)
791 102 0_0 La Mancha (2) 791 108 0_0 Toggenburg (8)
791 103 0_0 Nigerian (3) 791 109 0_0 Crossbred (9)
791 104 0_0 Nubian (4) 791 110 0_0 Other Breeds (10)
791 105 0_0 Oberhasli (5)
791 106 0_0 Saanen (6)

Fill in class number () with corresponding number:

1. Junior Doe Kid, April 1, to June 30, 2011
2. Intermediate Doe Kid, March 1 to March 31, 2011
3. Senior Doe Kid, Jan. 1 to Feb. 28, 2011
4. Dry Yearling doe, born in 2010
5. Milking Yearling Doe, born in 2010
6. Mature Two Year Old Doe, born in 2009
7. Mature Doe, 3 years & under 5 years, born 2007 or 2008
8. Mature Doe, 5 years and under 7 years, born 2005 or 2006
9. Aged Doe, 7 years and older, born 2005 & earlier



Dairy Goat Special Classes- (see General Rules)

Fill in blank () with number in parentheses following the breeds.

791 1__ 210 Mature Doe with 4-H production records born before Jan. 1, 2009. To be shown with complete records from last lactation.

791 1__ 220 Dam and Daughter - Doe and one daughter.

791 1__ 230 4-H Member's Goat Herd - Three females.

Dairy Goat Showmanship (required)

791 500 000 Novice 791 500 002 Intermediate
791 500 001 Junior 791 500 003 Senior

4-H Meat Goats

Purebred, grade and crossbred animals are shown together. We strongly recommend all meat goats be dehorned. Horns are only allowed in breeding doe classes, if they are tipped or capped. Scurs are allowed if they are tipped or capped.

795 100 0_0 Meat Goat (does)

Note: Fill in blank in class number () with one of the following numbers:

1. Doe Kid, born April 1 to June 30, 2011
2. Doe Kid, born January 1 to March 31, 2011
3. Doe Kid, born October 1 to December 31, 2010
4. Yearling Doe, born May 1 to September 30, 2010
5. Yearling Doe, born January 1 to April 30, 2010
6. Mature Doe, born in 2009
7. Mature Doe, born in 2008 and earlier



Meat Goat Special Classes - (see General Rules)

795 100 210 Mature Doe with 4-H production records born before Jan. 1, 2009. To be shown with completed records from last kidding.

795 100 220 Dam and Daughter - Doe and one daughter.

795 100 230 4-H Member's Meat Goat Herd - 3 females.

Meat Goat Showmanship (required)

795 500 000 Novice 795 500 002 Intermediate
795 500 001 Junior 795 500 003 Senior

Market Goat

Horns are not allowed in market goat classes. Market goat exhibitors must abide by the Junior Livestock Auction rules to participate in the youth auction.

795 300 000 Market Goat, wether or doe (55 to 110 pounds)

795 300 010 Feeder Goat, wether or doe (under 55 pounds)

795 300 020 Non-Auction Market Goat, wether or doe (55 to 110 lbs)

4-H Pygmy Goats

All pygmy goats must be dehorned. No buck kids born before June 1, 2011.

793 100 110 Pygmy Doe in Milk – all ages competing.

793 100 0_0 Does

Fill in blank in class number () with corresponding number:

1. Junior Doe Kid, March 2, to June 1, 2011
2. Intermediate Doe Kid, Dec. 2, 2010 to March 1, 2011
3. Senior Doe Kid, Sept. 2 to Dec. 1, 2010
4. Yearling Doe (not in milk), Sept. 2, 2009 to Sept. 1, 2010
5. Yearling Doe (in milk), Sept. 2, 2009 to Sept. 1, 2010 (Have freshened at least once, not necessarily in milk at show time.)
6. 2 Year Old Doe, Sept. 2, 2008 to Sept. 1, 2009
7. 3 Year Old Doe, Sept. 2, 2007 to Sept. 1, 2008
8. 4 & 5 Year Old Doe, Sept. 2, 2005 to Sept. 1, 2007
9. Over 5 Year Old Doe prior to Sept. 2, 2005

Pygmy Goat Special Classes - (see General Rules)

793 100 210 Dam and Produce - Doe and one daughter.

793 100 220 4-H Member's Pygmy Goat Herd - Three females.

793 700 2_0 Pygmy Goat Wethers.

1. Jr. Wether up to 6 months born by June 1, 2011
2. Jr. Wether 6 months to 1 year
3. Sr. Wether 1-3 years of age
4. Sr. Wether 3 years or over

Pygmy Goat Showmanship (required)

793 500 000 Novice 793 500 002 Intermediate
793 500 001 Junior 793 500 003 Senior

4-H Beef Cattle

All beef cattle must be dehorned.

721 101 0_0 Angus, Red (01) 721 109 0_0 Polled Hereford (09)
721 102 0_0 Angus, Black (02) 721 110 0_0 Saler (10)
721 103 0_0 Brahman (03) 721 111 0_0 Santa Gertrudis (11)
721 104 0_0 Charolais (04) 721 112 0_0 Shorthorn (12)
721 105 0_0 Gelbvieh (05) 721 113 0_0 Simmental (13)
721 106 0_0 Hereford (06) 721 114 0_0 Crossbred (14)
721 107 0_0 Limousin (07) 721 115 0_0 Other Breeds (15)
721 108 0_0 Pinzgauer (08)

Fill in blank in class number () with corresponding number:

1. Junior Calf (bull or steer) Jan. 1 to June 30, 2011
2. Junior Calf (heifers) Jan. 1 to June 30, 2011
3. Senior Heifer Calf Sept. 1 to Dec. 31, 2010
4. Summer Yearling Heifer May 1 to Aug. 31, 2010
5. Junior Yearling Heifer Jan. 1 to April 30, 2010
6. Senior Yearling Heifer Sept. 1 to Dec. 31, 2009
7. Junior Cow July 1, 2007 to Aug. 31, 2009 (may or may not have calved this year)
8. Senior Cow born before July 1, 2009 and calved this year.



Beef Special Classes - (see General Rules)

Fill in blank () with number in parentheses following the breeds listed above.

721 1__ 210 **Producing Cow with 4-H Production Records-** born before Sept. 1, 2008.

721 1__ 220 **Dam and Produce** - Cow and one offspring.

721 1__ 230 **4-H Member's Beef Herd** - Three breeding animals.

Market Beef - Market beef exhibitors must abide by the Junior Livestock Auction rules to participate in the youth auction.

721 300 000 **Market Beef, Steer** (1000 to 1400 pounds)

721 300 020 **Feeder Beef, Steer** (under 1000 pounds)

721 300 030 **Non-Auction Market Beef, Steer** (1000-1400 pounds)

Beef Showmanship (required)

721 500 000 **Novice** 721 500 002 **Intermediate**

721 500 001 **Junior** 721 500 003 **Senior**

4-H Sheep



771 101 0_0 **Border Cheviot (01)** 771 113 0_0 **Southdown (13)**
771 102 0_0 **N. Co. Cheviot (02)** 771 114 0_0 **Suffolk (14)**
771 103 0_0 **Columbia (03)** 771 115 0_0 **Other Breeds (15)**
771 104 0_0 **Corriedale (04)** 771 116 0_0 **Crossbred meat**
771 105 0_0 **Dorset (05)** **breeds, colored fleeces**
771 106 0_0 **Hampshire (06)** **included (16)**
771 107 0_0 **Lincoln (07)** 771 117 0_0 **Crossbred wool**
771 108 0_0 **Montadale (08)** **breeds w/white fleeces (17)**
771 109 0_0 **Oxford (09)** 771 118 0_0 **Natural colored**
771 110 0_0 **Romney, white(10)** **wool class—wool breeds only(18)**
771 111 0_0 **Romney, natural color (11)**
771 112 0_0 **Shropshire (12)**

Fill in blank in class number () with corresponding number.

1. **Spring Ewe Lamb**, Jan. 1 to May 31, 2011
2. **Fall Ewe Lamb**, Sept. 1, to Dec. 31, 2010 (must have lambs teeth)
3. **Yearling Ewe**, Sept. 1, 2009 to Aug. 31, 2010
4. **Producing Ewe**, Sept. 1, 2008 — Aug. 31, 2009, lambled in 2011
5. **Aged Ewe**, born before Sept. 1, 2008, lambled in 2011

Sheep Special Classes - (see General Rules)

Fill in blank () with number in parentheses following the breeds listed above.

771 1__ 210 **Producing Ewe with 4-H Production Records**, must have produced a lamb in current year.

771 1__ 220 **Ewe and One Produce**, Ewe and daughter.

771 1__ 230 **4-H Member's Flock**, 3 females.

Market Sheep

Market sheep exhibitors must abide by the Junior Livestock Auction rules to participate in the youth auction.

771 300 000 - **Market Lamb**, Wether or Ewe (100 to 160 pounds)

771 300 020 - **Feeder Lamb**, Wether or Ewe (under 100 pounds)

771 300 030 — **Non Auction Market Lamb**, Wether or Ewe (100-160 lbs)

Sheep Showmanship (required)

771 500 000 **Novice** 771 500 002 **Intermediate**

771 500 001 **Junior** 771 500 003 **Senior**

Wool and Mohair

Fleeces must be shorn during 2011 from animals owned by the 4-H member. Each fleece must have a 4-H Wool Show Tag indicating breed and class number attached to the fleece (not the bag). Tie fleeces with paper twine and place in a

clear plastic bag with exhibitor name and county clearly written with felt marker on lower half of bag. All classes **except 771 407 000 and 771 416 000 are white fleeces**. All colored fleeces (black, brown, etc.) must be entered in **771 407 000 Romney, colored or 771 416 000 Colored Fleece (any breed or cross, indicate breed on tag)**. Colored Romney are a separate registry.

Judging criteria are outlined on *4-H Fleece Exhibit Score Card* (40-610).

771 401 000 **Cheviot** 771 412 000 **Suffolk**

771 402 000 **Columbia** 771 413 000 **Other Breeds**

771 403 000 **Corriedale** **(indicate breed on tag)**

771 404 000 **Dorset** 771 414 000 **Crossbred**

771 405 000 **Hampshire** **(white face)**

771 406 000 **Montadale** 771 415 000 **Crossbred**

771 407 000 **Romney, colored** **(black face)**

771 408 000 **Romney, white** 771 416 000 **Colored Fleece**

771 409 000 **Shetland** **(any breed or cross except full**

771 410 000 **Shropshire** **Romney, indicate breed on tag)**

771 411 000 **Southdown** 771 420 000 **Mohair**

4-H Swine



781 101 0_0 **Berkshire** 781 105 0_0 **Yorkshire**

781 102 0_0 **Duroc** 781 106 0_0 **Crossbred**

781 103 0_0 **Hampshire** 781 107 0_0 **Other Breeds**

781 104 0_0 **Spots**

Fill in blank in class number () with corresponding number.

1. **March-May Gilt** - March 1 to May 31, 2011
2. **February Gilt** - Feb. 1 to Feb. 28, 2011
3. **January Gilt** - Jan. 1 to Jan. 31, 2011
4. **Fall Gilt** - Aug. 1 to Dec. 31, 2010 and has not farrowed.
5. **Sow** - before Dec. 31, 2010 and has farrowed (County only).
If sow exhibits unsafe behavior, she must be removed from fair.

Swine Special Classes - (see General Rules)

781 200 010 **Best Two Females** (from classes 1, 2, 3, or 4)

781 200 020 **Production Record Class** (sow at home) gilt being shown (from classes 1, 2, 3 or 4) with sow's record.

Market Swine

Market swine exhibitors must abide by the Junior Livestock Auction rules to participate in the youth auction.

781 300 000 **Market Hog**, Barrow or Gilt (225 to 280 pounds)

781 300 020 **Feeder Hog**, Barrow or Gilt (under 225 pounds)

781 300 030 **Non-Auction Market Swine**, Barrow or Gilt (225 to 280 lbs)

Swine Showmanship (required)

781 500 000 **Novice** 781 500 002 **Intermediate**

781 500 001 **Junior** 781 500 003 **Senior**

4-H Dogs



The *Oregon 4-H Dog Obedience, Showmanship and Contest Guide, revised November 2006* will apply to the Tillamook County 4-H dog show.

Dogs shown at fair are required to be currently vaccinated against Rabies and DHPCP. Dogs with visible skin or physical problems require a certificate from a veterinarian indicating that condition is not contagious or harmful to the dog during competition. Females in heat will show last and must remain crated until they enter the show ring.

4-H members may enter a dog in each class. The same dog and handler combination may not be entered in more than one obedience class (except

brace). Members must exhibit in showmanship if they plan to exhibit in obedience (they are not required to use the same dog in both).

Dogs should be brought directly from admission gates to the show ring and must remain in the designated warm up area in a kennel when not in competition. Dogs are not allowed in other areas of the fairgrounds. 4-H members are responsible for watering and cleaning up after their dogs and must check on their dogs hourly. 4-H members who leave the dog show area must sign out with the clerk. Dogs are to be removed from fairgrounds immediately following completion of all competition.

Dogs who exhibit aggressive behavior at a 4-H event will be written up on the 4-H Incident Report Form, which will be filed at the OSU Extension Service office. The following steps will be taken: 1st incident — written warning to 4-H member; 2nd incident — dog must be tagged at all 4-H events; 3rd incident — dog must be muzzled (no halti collars) at all 4-H events. This policy applies to all 4-H events — including club meetings, county matches, pre-fair and fair. Behavior is open to review by a 4-H panel on a yearly basis after reaching the 3rd incident.

Obedience Classes

- 763 100 11_ Pre-Novice Dog Obedience
- 763 100 12_ Novice Dog Obedience
- 763 100 14_ Graduate Novice Dog Obedience
- 763 100 16_ Advanced Graduate Novice Dog Obedience
- 763 100 17_ Open Dog Obedience
- 763 100 18_ Open Challenge Dog Obedience
- 763 100 19_ Utility Dog Obedience
- 763 100 20_ Veteran/Handicapped Dog Obedience

Fill in blank in class number () with corresponding number:

- 1. Junior
- 2. Intermediate
- 3. Senior

Agility

- 763 103 001 Jr.
- 763 103 002 Int.
- 763 103 003 Sr.

Brace Dog

Two dogs perform at the same time, as a unit, doing the novice class exercises. The brace will be handled by one handler. The dogs need not be of the same breed or owned by the same person, but need to be currently enrolled in the 4-H Dog Project.

- 763 100 081 Jr.
- 763 100 082 Int.
- 763 100 083 Sr.

Trick Dog

Members will provide commentator with a statement of what their dog will do and how long they have been working with their dog.

- 763 101 000 Trick Dog

Costume/Skit Dog

Costume made by 4-H member, not to exceed \$10.00.

- 763 102 000 Costume Dog

Dog Showmanship (required)

- 763 500 000 Novice
- 763 500 002 Intermediate
- 763 500 001 Junior
- 763 500 003 Senior

4-H Rabbits/Cavies (Guinea Pigs)

4-H members must be present to show their animals. Each member will carry his/her animal to the table. Permanent identification recommended. Animals with a permanent defect will be placed in the white ribbon group. Any animal that has a correctable problem shall, at the judges discretion, be placed in the red or white ribbon group. Rabbits are expected to be kept at the fairgrounds throughout fair. Cavies may be brought in for the day of the show.

Heavyweight Rabbits

- 761 1__ 010 Pre-Junior Doe, born after June 1, 2011
- 761 1__ 020 Junior Doe, March 1 to May 31, 2011
- 761 1__ 030 Intermediate Doe, Jan. 1 to Feb. 28, 2011



- 761 1__ 040 Senior Doe, born before Jan. 1, 2011
- 761 1__ 050 Pre-Junior Buck, born after June 1, 2011
- 761 1__ 060 Junior Buck, March 1 to May 31, 2011
- 761 1__ 070 Intermediate Buck, Jan. 1 to Feb. 28, 2011
- 761 1__ 080 Senior Buck, born before Jan. 1, 2011

Fill in blank in class number () with corresponding number:

- | | |
|---------------------------|--------------------|
| 01. American | 11. Creme D'Argent |
| 02. American Sable | 12. Flemish Giant |
| 03. Angora (Giant) | 13. Hotot |
| 04. Beveren | 14. Lop (English) |
| 05. Californian | 15. Lop (French) |
| 06. Champagne D'Argent | 16. New Zealand |
| 07. Checkered Giant | 17. Palomino |
| 08. Chinchilla (American) | 18. Satin |
| 09. Chinchilla (Giant) | 19. Silver Fox |
| 10. Cinnamon | 20. Crossbred |

Lightweight Rabbits

- 761 1__ 100 Jr. Doe, under 6 months, born after March 1, 2011
- 761 1__ 110 Sr. Doe, over 6 months, born before March 1, 2011
- 761 1__ 120 Jr. Buck, under 6 mo., born after March 1, 2011
- 761 1__ 130 Sr. Buck, over 6 mo., born before March 1, 2011

Fill in blank in class number () with corresponding number:

- | | |
|---------------------------|------------------------------|
| 21. American Fuzzy Lop | 36. Lilac |
| 22. Angora (English) | 37. Lop (Holland) |
| 23. Angora (French) | 38. Lop (Mini) |
| 24. Angora (Satin) | 39. Mini Rex |
| 25. Belgian Hare | 40. Mini Satin |
| 26. Britania Petite | 41. Netherland Dwarf |
| 27. Chinchilla (Standard) | 42. Polish |
| 28. Dutch | 43. Rex |
| 29. Dwarf Hotot | 44. Rhinelander |
| 30. English Spot | 45. Silver |
| 31. Florida White | 46. Silver Marten |
| 32. Harlequin | 47. Tan |
| 33. Havana | 48. Thrianta |
| 34. Himalayan | 49 Other Breeds & Crossbreds |
| 35. Jersey Wooley | |



Production Rabbits

- 761 200 000 Producing Doe, with 4-H Production Records, must have kindled this year.

Market Rabbits

Market rabbit exhibitors must abide by the Junior Livestock Auction rules to participate in the youth auction.

- 761 300 020 Fryers/Roasters, pen of 3 (Fryers- 8 to 12 weeks & 3.5 to 6 pounds; Roasters- under 16 weeks & over 6 pounds)

- 764 300 050 Non-Auction Market Rabbits (same ages/weights as above)

Rabbit Pelts and Tanned Products

Pelts must be from rabbits owned by 4-H members and must be skinned, stretched, prepared by the exhibitor in the current project year.

Freedom from holes, flesh or fat, mildew, hutch stains and general condition of pelt will be considered as well as the density, texture and quality of the fur.

Fill in blank in class number () with corresponding number:

- 1. Junior
- 2. Intermediate
- 3. Senior
- 761 400 01_ Raw Pelt - inside-out tube stretched and dried
- 761 400 02_ Tanned Pelt - split at belly and tanned flat
- 761 400 03_ Tanned Rabbit Pelt Product

Rabbit Showmanship (required)

- 761 500 000 Novice
- 761 500 002 Intermediate
- 761 500 001 Junior
- 761 500 003 Senior

Cavies (Guinea Pigs)

762 101 0_0	Abyssinian	762 108 0_0	Silkie
762 102 0_0	Abyssinian Satin	762 109 0_0	Silkie Satin
762 103 0_0	American	762 110 0_0	Teddy
762 104 0_0	American Satin	762 111 0_0	Teddy Satin
762 105 0_0	Coronet	762 112 0_0	Texel
762 106 0_0	Peruvian	762 113 0_0	White Crested
762 107 0_0	Peruvian Satin	762 114 0_0	Crossbred



Fill in blank in class number () with corresponding number:

1. Junior Sow, born after May 1, 2011, minimum 12 oz — 22 oz.
2. Junior Boar, born after May 1, 2011, minimum 12 oz. — 22 oz.
3. Intermediate Sow, March 1 to April 30, 2011, 22 oz — 32 oz.
4. Intermediate Boar, March 1 to April 30, 2011, 22 oz. — 32 oz.
5. Senior Sow, born before March 1, 2011, over 32 oz.
6. Senior Boar, born before March 1, 2011, over 32 oz.

Cavies (Guinea Pigs) Showmanship (required)

762 500 000	Novice	762 500 002	Intermediate
762 500 001	Junior	762 500 003	Senior



4-H Poultry/Pigeons

More than one entry per class may be made provided the birds are not the same breed. 4-H poultry members are required to be present to show their birds and will carry single bird exhibits to the judges' table and show them while they are being judged. It is recommended that all birds be banded.

The Oregon 4-H Showmanship procedure will be used at County and State Fair. Recognized breeds will be judged separately if numbers warrant. Breeds entered in the American Poultry Association (APA) class are based on those birds found exclusively in the APA book titled, *Standards of Perfection*. The non-APA standard bred large fowl class would include birds found in other standards, such as British or Japanese Standards. The crossbred large fowl class would include known backyard crosses, sex links, etc. The *American Bantam Association Standard* and the *American Pigeon Association Standards* will be used to determine appropriate classes for bantam chickens and pigeons. Contact the OSU Extension Service office for a list of breeds that qualify for each class. All poultry brought to the fair will be tested for Pullorum by the Oregon Department of Agriculture (regardless of source of stock.).

Chickens

731 101 0_0	APA Standard Bred Large Fowl
731 101 1_0	Nonstandard Bred Large Fowl
731 101 2_0	Crossbred Large Fowl
731 102 0_0	APA/ABA Standard Bred Bantam
731 102 1_0	Non-Standard Bred Bantam
731 102 2_0	Crossbred Bantam

Fill in blank in class number () with corresponding number:

1. Pullet, hatched this year (young female chicken)
2. Cockerel, hatched this year (young male chicken)
3. Hen, prior to this year's hatch
4. Cock, prior to this year's hatch (Rooster)



Laying Hens

731 200 010 **Three hens in production.** Hens should not have been shown in individual classes and count as one entry.

Market Poultry

Market poultry exhibitors must abide by the Junior Livestock Auction rules to participate in the youth auction. These should be meat-type birds.

731 300 010	Fryer/Roaster Chickens, pen of 3 (Fryers- under 8 weeks & 4 to 6 pounds; Roasters- under 16 weeks & 6.1 pounds. or more)
731 300 030	Turkey (Tom — over 18 pounds, Hen — over 14 pounds)
731 300 040	Duck (Drake — over 7 pounds, Hen — over 5 pounds)
731 300 050	Geese (Gander — over 18 pounds, Goose — over 10 pounds)
731 300 060	Non-Auction Market Poultry (same ages/weights as above)

Pigeons

732 101 0_0	Homer	732 104 0_0	Utility
732 102 0_0	Performing	732 105 0_0	Doves
732 103 0_0	Fancy		



Fill in blank in class number () with corresponding number:

1. Young Hen
2. Young Cock
3. Old Hen
4. Old Cock

Other Fowl

731 103 0_0	APA Standard Bred Duck
731 103 1_0	Commercial Nonstandard Breed/Crossbred Duck
731 104 0_0	APA Standard Bred Goose
731 104 1_0	Commercial Nonstandard Breed/Crossbred Goose
731 105 0_0	APA Standard Bred Turkey
731 105 1_0	Comm. Nonstandard Breed/Crossbred Turkey
731 106 0_0	Other (no emus or ostriches)

Fill in blank in class number () with corresponding number:

1. Young Female, hatched this year
2. Young Male, hatched this year
3. Old Female, prior to this year's hatch
4. Old Male, prior to this year's hatch

Poultry/Pigeon Showmanship (required)

731 500 000	Novice Poultry	732 500 000	Novice Pigeon
731 500 001	Junior Poultry	732 500 001	Junior Pigeon
731 500 002	Int. Poultry	732 500 002	Int. Pigeon
731 500 003	Senior Poultry	732 500 003	Senior Pigeon

Eggs

One dozen. Judged on interior and exterior quality and uniformity.

731 40_010	White	731 40_020	Brown	731 40_030	Other
------------	-------	------------	-------	------------	-------

Fill in blank in class number () with corresponding number:

1. Chicken
2. Duck
3. Turkey
4. Other species



4-H Horse

See *4-H Horse Contest Guide, effective October 1, 2009* for general guidelines and a full description of the requirements for each class.

All Oregon 4-H members participating in any 4-H activity which involves equines must wear a properly fitted equestrian helmet which meets the standards imposed by the American Society of Testing Materials (ASTM) F1163 and includes certification and labeling required by the Safety Equipment Institute (SEI). Such headgear will be secured with the harness engaged and be properly fastened when mounted on an equine or in a vehicle (cart, wagon, buggy, etc.) being pulled by equine. Western hats are not required.

Contestants must ride, show or exhibit horses they have owned or leased and have personally trained for 90 days prior to county fair or horse fair. Horses must be leased by April 15.

Separate project animals may be used for equitation, ground training, reinsmanship (harness), trail horse or western gaming. Showmanship horse must be one of these project animals. Stallions may be shown only as a foal born the current year. Wet mares will not be shown at fair.

If a horse is receiving any medication a note signed by the treating veterinarian must be presented to the Extension Office prior to the show.

All 4-H members exhibiting horses are required to attend horse exhibitor meetings. This is when the judge will give his/her instructions to the exhibitors.

All first-year 4-H horse project members, regardless of age, are eligible to show in Novice classes or the appropriate age class.

4-H record book scores will be used to break ties for special awards such as champions, high point trophies, etc.

If you plan to participate at the Oregon State Fair, check the Oregon State Fair 4-H Horse rules for additional requirements. Available at the Extension Office or online at: <http://oregon.4h.oregonstate.edu/state-horse-fair>.

Equitation

Fill in blank in class number () with corresponding number:

0. Novice (all ages) 1. Junior 2. Intermediate 3. Senior

751 100 12_ English Equitation (Hunt Seat)

751 100 13_ Western Equitation

751 100 14_ Bareback Equitation

751 100 800 Walk Trot

751 100 810 Western Pleasure For Fun (county only)

754 100 820 Ride-A-Buck for Fun (all ages) (county only)

Hunt Seat Equitation Over Fences

751 600 161 Junior 751 600 162 Inter. 751 600 163 Senior

Hunt Seat Equitation Over Fences - Beginning Level

(County only - doesn't qualify for State Fair.) Two low jumps.

751 600 171 Junior 751 600 172 Inter. 751 600 173 Senior

Ground Training

Fill in blank in class number () with corresponding number:

1. Junior 2. Intermediate 3. Senior

751 200 21_ Yearlings, born in 2010

751 200 22_ Two year old Gelding or Filly, born in 2009



Trail Horse

751 300 311 Junior 751 300 312 Inter. 751 300 313 Senior

Reinsmanship (formerly Harness/Driving Class)

Fill in blank in class number () with corresponding number:

1. Junior 2. Intermediate 3. Senior

751 400 41_ Pony Reinsmanship 751 400 42_ Horse Reinsmanship

751 400 43_ Precision Driving

Dressage

Fill in blank in class number () with corresponding number:

1. Junior 2. Intermediate 3. Senior

751 700 50_ Training Level, Test 1

751 700 51_ Training Level, Test 2

751 700 52_ Training Level, Test 3

751 700 54_ First Level, Test 1

751 700 55_ First Level, Test 2

751 700 56_ First Level, Test 3

Horse Showmanship (required) All horses must be shown in a showmanship class.

751 500 000 Novice (all ages) 751 500 003 Senior

751 500 001 Junior

751 500 002 Intermediate

Dad Potter

751 100 611 Junior 751 100 612 Inter. 751 100 613 Senior

Western Gaming

To qualify for participation at state, 4-H members must meet the blue qualifying time in each event in which they want to participate. If members are not showing another animal in showmanship, they must exhibit their gaming animal in showmanship. (There will be a showmanship class available on "gaming" day at State Fair.)

Qualifying Times

	Intermediates	Seniors
Key Race	10.700 or less	10.400 or less
Barrels	16.600 or less	16.200 or less
Figure 8	12.000 or less	11.500 or less
Pole Bending	25.500 or less	25.000 or less
NSCA Flag Race	9.300 or less	9.000 or less

Fill in blank in class number () with corresponding number:

1. Junior 2. Intermediate 3. Senior

751 800 01_ Gaming — Figure 8

751 800 02_ Gaming — Barrels

751 800 03_ Gaming — Key Race

751 800 04_ Gaming — Pole Bending

751 800 05_ Gaming — Flag Race

751 800 06_ Gaming — Horsemanship (required)



Western Gaming Showmanship (required)

All horses must be shown in a showmanship class.

751 500 011 Junior 751 500 012 Inter. 751 500 013 Senior



4-H Horticulture

(Classes open to all 4-H members)

All exhibits must be grown by exhibitor (except arrangements).

4-H Container Gardening

Members name, class number, and county should be securely attached to the bottom of each container. Exhibits exceeding 30 pounds or measuring larger than 30" X 30" will not be accepted. *Container Gardening Exhibit Information Card* (716-02) must be firmly attached to the exhibit and covered with a closeable sandwich bag (zip lock) to keep the card dry. Exhibitors should use the online publication *Select and Prepare Herbs for Exhibit* (4H 2335) as reference. It can be found at: <http://extension.oregonstate.edu/catalog/4h/4-h2335.pdf>. Herb tables are found in the Michigan 4-H Guide to Herb Gardening (4-H 2329) however any herb available in your area of the state may be exhibited. Container exhibits will be cared for by 4-H volunteers at the fair. The 4-H program is not responsible for the condition of your plant when it is returned. Judging criteria are outlined on 4-H Container Garden Exhibit Score Card (40-640) available at County Extension Service or on the State 4-H website.

Container Gardening (1 container per exhibit class)

Fill in blank in class number () with corresponding number:

0. Cloverbuds 1. Junior 2. Intermediate 3. Senior

716 115 01_ Terrarium (closed container)

716 115 02_ Dish Garden (cacti & succulents, more than 1 plant)

716 114 03_ House Plant (1 plant)

716 113 04_ Patio Plant (1 outdoor plant in a container)

716 113 14_ Patio Planter (more than 1 plant, can be combination of annuals, perennials, herbs and/or vegetables)

716 112 05_ Potted Vegetable

716 116 00_ Potted Herbs - Juniors - 2 different species per container, Int., 3 different species per container, Seniors, 4 different species per container

716 117 06_ Other — for exhibits that do not fit in above classes.

Experimental Container Gardening

716 200 01_ Display an experiment with plant(s) in containers.

0. Cloverbuds 1. Junior 2. Intermediate 3. Senior

Must show and include a written explanation of what was done and summary of what was learned. Display not to exceed 30" wide x 24" deep x 36" high.

Commercial Exhibit of Plants

716 300 013 Seniors Only (flat or market package).

Include planting dates, costs incurred, and suggested retail pricing.





4-H Flowers & Ornamentals

Exhibitors can enter one entry for each kind of flower on list below, with the exception that members may enter an unlimited number of exhibits in other perennial and other annual cut flowers, as long as the flowers are different types. Enter the class number below for as many different flowers as you plan to bring to fair (be realistic). The class and kind of flower must appear on the exhibit tag. **Each flower is to have foliage attached or include foliage.** The number of flowers required for each exhibit is listed in parentheses after each type. In an exhibit all blooms must be the same color.

Definitions:

Bloom: an individual flower, one blossom to a stem.

Spike: stalk carrying many stemless or nearly stemless flowers.

Spray: portion of plant with a number of flowers on one stem.

Stem: a stem with one or more flowers.

Disbudded: removal of the lateral buds along the stem of the flower.

Cut Flowers (enter this number for each flower from the list below that you plan to bring to fair. You may use the number multiple times.)

713 100 010 Cloverbuds

713 100 012 Intermediate

713 100 011 Junior

713 100 013 Senior

Asters (3 Blooms)

Petunia (3 Stems)

Bachelor Buttons (3 Blooms)

Roses, Miniature (1 Spray)

Calendulas (3 Blooms)

Roses, grown in clusters

Chrysanthemums (1 Spray)

(more than 3 blooms, 1 Spray)

Cosmos (3 Blooms)

Roses, hybrid tea

Dahlia, under 3"

(1 Bloom, disbudded)

(3 blooms, disbudded)

Roses, Other (1 Bloom)

Dahlia, 3" - 6" diameter

Snapdragons (3 Spikes)

(1 bloom, disbudded)

Statice (1 Spray)

Dahlia, 6" and over

Straw Flowers (1 stem)

(1 bloom, disbudded)

Sunflowers (1 Bloom)

Gladiolus (1 Spike)

Zinnias (3 Blooms)

Gloriosa Daisy (3 Blooms)

Other Cut Flowers-Perennial

Lilies (1 Stalk)

(1 Spray, 1 Lg. Bloom, or 3 Sm. Blooms)

Marigold, African (1 Bloom)

Other Cut Flowers-Annual

Marigold, French (3 Stems)

(1 Spray, 1 Lg. Bloom, or 3 Sm. Blooms)

Nasturtiums (3 Blooms)

Arrangements

Flowers may be grown or purchased by the exhibitor. Arrangement exhibits will be displayed in the container provided by the exhibitor. Exhibitors must use a holding device to secure arrangements, such as florist foam or a frog.

713 420 010 Cloverbuds — arrangement of fresh flowers.

713 420 011 Juniors - arrangement of fresh flowers.

713 420 012 Intermediates - arrangement of fresh flowers.

713 420 013 Seniors - arrangement of fresh flowers.

713 420 023 Seniors - arrangement of fresh flowers, with State Fair theme

713 420 033 Seniors - miniature arrangements using dried or fresh materials, no larger than 8 X 8 X 8 inches.

Dried Materials

Materials may be grown or purchased by the exhibitor.

713 130 040 Cloverbuds - Arrangement of dried materials.

713 130 041 Juniors - Arrangement of dried materials.

713 130 042 Intermediates - Arrangement of dried materials.

713 130 043 Seniors - Arrangement of dried materials.



4-H Vegetables & Fruits

Exhibitors can enter one exhibit in each category (kind of vegetable or fruit below) with the exception that members may enter an unlimited number of exhibits in "other vegetable" or "other fruit", as long as they are different types. Enter the plate exhibit number for as many exhibits (kinds of vegetables

or fruits) that you plan to bring to fair (be realistic). The number of vegetables or fruits required on a plate or collection is indicated in parenthesis. *4-H Vegetable Exhibit/Collections Explanation Card (712-07)* must be firmly attached to the exhibit. *Selecting and Preparing Vegetable for Exhibit* provides tips for selecting and preparing vegetables. Exhibit fruits with stems when possible.

Plate Exhibit of One Type (enter this number for each vegetable/fruit below that you plan to bring to fair. You may use the number multiple times.)

712 100 010 Cloverbuds

712 100 012 Intermediate

712 100 011 Junior

712 100 013 Senior

Beans, Snap

(Wax, Italian, Green) (5 pods)

Beans, Other

(Dry, Horticulture, Lima, Purple) (5 beans)

Beets (5)

Broccoli (1 main head/or 5 side shoots)

Carrots (5)

Corn, Sweet (2)

Cucumbers, Slicing

(Lemon, Burpless, Slicing Varieties) (2)

Cucumbers, Pickling (5)

Garlic, Regular (2), Elephant (1)

Kohlrabi (2)

Lettuce

(1 plant) leaf lettuce in a vase of water

Onion, Bulb (3)

Onions, Green (5 onions)

Apples or Pears (3)

Plums (3)

Strawberries (6)

Other Berries/Grapes (1 cup)

Peas, in pod (5 pods)

Peppers, Bell or Sweet (2)

Peppers, Hot (5)

Potatoes (5)

Pumpkins (1)

Squash, Crookneck (2)

Squash, Zucchini (2)

Squash, Winter (1)

Tomato, Large

(over 2" includes Romas) (3)

Tomatoes, Small

(Cherry & others under 2") (5)

Tomatoes, Other (5)

Turnips (2)

Other Vegetable

(refer to 4-H 2334)

Cherries (6)

Melon (1)

Other Fruit (3)

Vegetable Collections

712 100 020 Vegetable Collection — Cloverbuds, include 3 different vegetables in same amounts required as in plate exhibits.

712 100 021 Vegetable Collection - Junior, include 3 different vegetables in same amounts required as in plate exhibits.

712 100 022 Vegetable Collection - Intermediate, include 4 different vegetables in same amounts as in plate exhibits

712 100 023 Vegetable Collection - Senior, include 5 different vegetables in same amounts required as in plate exhibits

Vegetable Posters or Displays

712 200 03_ Poster or display

0. Cloverbuds 1. Junior 2. Intermediate 3. Senior

Describe the results of 4-H member's experimental garden.

Display not to exceed 30" wide x 24" deep x 36" high.

Commercial Display

712 100 033 Seniors only, include 10 pound unit of produce with record of costs of commercial garden.



Herbs

Members' name and county should be securely attached to all herb exhibits. A *4-H Herb Dried or Fresh-Cut Explanation Card (712-06)* must be firmly attached to all herb exhibits which are judged by the criteria in *Herb Fresh-Cut Exhibit Score Sheet (712-05)* and *Herb Dried Exhibit Score Sheet (712-04)*. The publication *Select and Prepare Herbs for Exhibit (4H 2335)* should be used by exhibitors as reference which is online at: <http://extension.oregonstate.edu/catalog/4h/4-h2335.pdf>. Selection of herbs is the choice of the 4-H member. Any herb available in your area of the state may be exhibited. A list of herbs that could be selected for exhibits is listed in the Michigan 4-H Guide To Herb Gardening (4-H 2329) but may be taken from any table any year.

Fill in blank in class number () with corresponding number:

0. Cloverbuds 1. Junior 2. Intermediate 3. Senior

712 117 00_ **Herbs, Fresh Cut**, 1 bunch with stems 1 inch diameter.

712 117 01_ **Herbs, Fresh Cut Collection**, Junior 3 different types, intermediate 4 different types, senior 5 different types in same amounts as fresh cut herb exhibit (see class above).

712 118 00_ **Herbs, Dried**, 1 inch bunch, secured with a twist tie or 3 Tbsp dried leaves or 1 Tbsp dried seeds. Display in a self-closing bag. The information card must include drying method. Basil, chives, dill leaves, fennel and parsley should not be exhibited dried because they are best preserved by freezing.

712 118 01_ **Herbs, Dried Collection**, Junior 3 different types, intermediate 4 different types, senior 5 different types in same amounts as dried herb exhibit (see class above).



4-H Expressive Arts

(classes open to all 4-H members)



Expressive Arts General Rules

Artwork may not be framed with the exception of work done with chalks. If work done with chalks is framed, lightweight frames with plastic/plexiglass rather than glass should be used for protection during display. No glass is allowed. Backing or mounting of artwork is strongly encouraged (if appropriate). Matting, spray fixatives and/or overwrap with plastic are acceptable for protection of the artwork. If an item is meant to hang, a hanger that will support the weight of the item must be securely attached. Adhesive plastic hangers are encouraged to protect other artwork if they will support the weight of the exhibit (available at the OSU Extension Office). Exhibits should not contain parts that expose the public or volunteers to injury (i.e. sharp edges or points.) All exhibits must include an exhibit tag, a fully completed explanation card, and be permanently labeled on the back or bottom with member's name, county and class number. If two items make up an exhibit, all pieces must be labeled and attached together.



4-H Original Art

To qualify for judging, a *4-H Art Exhibit Explanation Card* must be attached. Original Art exhibits must be an original idea or concept that applies the elements and principles of design to create a work that is entirely the member's own creation. Kits, patterns, and pre-designed elements are not to be used.

All work done on an item that is wearable clothing or accessory must be exhibited in the Wearable Clothing or Wearable Accessory category.

Fill in blank in class number () with corresponding number:

0. Cloverbuds 1. Junior 2. Intermediate 3. Senior

Drawing and Sketching

231 100 01_ **Line drawing** - original work using line technique with any drawing medium that can make a distinct line. Medium examples might include pencil, colored pencil, scratch art, pen & ink, felt tip.

231 100 02_ **Shaded drawing** — original work using shading technique with any drawing medium. Medium examples might include chalk, charcoal, pastels, pencil, and colored pencil.

231 100 03_ **Line and Shaded Combination drawing** — original work using a combination of line and shading techniques.

Painting

231 100 04_ **Water Color, Tempera, or Other Water Media** - original painting using a water media (identify media)

231 100 05_ **Acrylic painting** — original work using acrylic paint

231 100 06_ **Oil painting** — original work using oil paint media

Print Making or Stenciling

231 100 07_ **Printmaking or Stencil** - original work using print making or stenciling techniques with a design created by the member (Use of purchased commercial stencils is not appropriate.)

Collage or Mosaic

231 100 08_ **Collage or Mosaic** — original work using collage or mosaic techniques with a design created by the member. Media might include paper, tile, wood, glass, seeds, etc.

Dyeing and Marbling

231 100 09_ **Dyeing and Marbling** — original work using marbling or dyeing techniques such as batik or dye painting

Other Two-Dimensional Work

231 100 10_ **Other Two Dimensional Work** — original 2-D work using techniques other than those listed for classes above. Examples might include cut paper or calligraphy

231 100 11_ **Multiple Media — Two Dimensional** — original 2-D work that incorporates two or more techniques or media above.

Three-Dimensional Work

231 100 12_ **Carving** — original 3-D work using subtractive techniques in wood, clay, soap, etc.

231 100 13_ **Casting, Modeling, Assembling** — original 3-D work using additive techniques. Might include metal welding or casting; paper mache; pottery or clay using pinch, coil, slab, or wheel throwing techniques.

231 100 14_ **Other Three Dimensional Work** — original three dimensional work other than carving, casting, modeling and assembling. Might include origami and pop-up art structures.

Wearable and Functional Art

231 100 15_ **Wearable clothing** — clothing item demonstrating original artwork., might include painting, dyeing, beading, etc.

231 100 16_ **Wearable accessory** — accessory item demonstrating original artwork. Examples include jewelry, hats, purses, footwear, etc. Techniques might include painting, dyeing, sculpting, beading, enameling, etc.

231 100 17_ **Functional item** — original work in any technique or media done to create functional but non-wearable item such as bowls, vases, cups, lamps, or other items. Typical media might include metal, wood, clay, or paper.

4-H Non-Original Art



Member applies the elements and principles of design to create work that may incorporate pieces that have been designed or created by others such as instructional patterns, pre-stamped or printed outlines, rubber stamps, commercial stencils, stickers, printed papers, etc. To qualify for judging, a *4-H Art Exhibit Explanation Card* must be attached that explains how the member made the decisions about how to incorporate these pieces into the total design.

The pre-designed component must not be the total design.

All work done on an item that is wearable clothing or accessory must be exhibited in the Wearable Clothing or Wearable Accessory category.

Fill in blank in class number () with corresponding number:

0. Cloverbuds 1. Junior 2. Intermediate 3. Senior

Painting (does not include stenciling or etching)

231 100 51_ **Painting on wood surface** — decorative painting on a wooden surface using any paint medium and the aid of a pre-designed instructional pattern. No stenciling or etching.

231 100 52_ Painting on metal, glass, or other non-porous surface - decorative painting on a metal, glass, plastic, glazed clay or other non-porous surface using any paint medium and the aid of a pre-designed instructional pattern. Does not include stenciling or etching.

231 100 53_ Painting on a porous surface - decorative painting on a porous surface using any paint medium and the aid of a pre-designed instructional pattern. Surfaces might include fabric, paper, fiber, unglazed clay, plaster or cement.

Stenciling/Printing/Stamping

231 100 54_ Stenciling/Etching/Printing/Stamping — work created using stenciling, etching, printing, or stamping techniques with the aid of stencils, forms, stamps or designs that the member did not create themselves. If appropriate, the exhibit may be up to five smaller items that use the same technique based around a theme. (Example: up to 5 note cards)

Drawing/Shaping Techniques

231 100 55_ Drawing/Shaping Techniques — work created using drawing/shading/texturing and/or three dimensional shaping techniques with the aid of partial photographs or line drawings that the member did not create themselves. Examples include soft metal embossing, woodburning, scratch art, or drawing to complete or enhance a partial photo of a subject.

Collage, Decoupage, Assemblage, Scrapbooking

231 100 56_ Collage, Decoupage- two dimensional work created using the aid of pre-designed components such as photographs or printed motifs on paper or fabric. No scrapbook or memory book pages.

231 100 57_ Assemblage - three dimensional work created using assemblage techniques and components or materials that are pre-formed or designed by someone other than the member themselves. Work may be either two or three dimensional and should be assembled in a manner that maintains the form as a permanent structure.

231 100 58_ Scrapbooking — up to two single-sided scrapbook or memory book pages based on a single theme. Pages are encouraged to be protected by plastic sleeves. Exhibits with two pages should have the pages securely attached to each other.

Wearable Art

231 100 60_ Wearable clothing — clothing item demonstrating artwork done with the aid of pre-designed components. Techniques might include painting, dyeing, beading, etc.

231 100 61_ Wearable accessory — accessory item demonstrating artwork done with the aid of pre-designed components. Examples include jewelry, hats, purses, footwear. Techniques might include painting, dyeing, sculpting, beading, enameling.



Cake Decorating



Cake decorating is limited to all icing work. All items on cake must be made from frosting, not fondant, candies or any other shaped 3-dimensional items. Exhibits must be displayed on a disposable plate or board. Exhibits must be packaged in a box, by the exhibitor, for easy transport. Cake boxes or other cardboard boxes utilized should be close in size to the exhibit and be packed for stacking and handling.

In addition to the exhibit tag, each piece of an exhibit must be labeled on the back or bottom with the member's name, county, and exhibit class number.

To qualify for judging, a fully completed 4-H Cake Decorating Exhibit Explanation card must be attached. Forms are available in county Extension offices and at the State 4-H website.

Judging criteria are outlined on the 4-H Cake Decorating Project Evaluation Form found at the state 4-H website.

Member applies the elements and principles of design to create work that is entirely their own.

Phase 1, demonstrate use of 3 tips

236 101 010 Decorated Cookie—a decorated 4"-6" cookie, any shape

236 101 020 Decorated Flat Cake Design— decorate an 8"x12" design on a 9½"x13½" flat board wrapped in wax paper. Decorate this space as if it was the top of a cake. The design should include proper use of 3 different tips: writing tip, leaf tip, star tip, or drop flower tip.

236 101 030 Educational poster—showing or explaining something you have made, learned or did in your cake decorating project. Posters must not exceed 22" x 28".

Phase 2, demonstrate use of 4 tips

236 102 010 Decorated Cupcake—a decorated cupcake

236 102 020 Decorated Flat Cake Design— decorate an 8"x12" design on a 9½"x13½" flat board wrapped in wax paper. Decorate this space as if it was the top of a cake. The design should include proper use 4 different tips: writing tip, leaf tip, star tip, and petal tip.

236 102 030 Educational poster—showing or explaining something you have made, learned or did in your cake decorating project. Posters must not exceed 22" x 28".

Phase 3, demonstrate use of multiple tips

236 103 010 Decorated Single Layer Cake — a decorated 8" round Styrofoam cake form

236 103 020 Decorated Flat Cake Design— decorate an 8"x12" design on a 9½"x13½" flat board wrapped in wax paper. Decorate this space as if it was the top of a cake. The design should include a minimum of 5 flowers, a border, and proper use of writing tip, leaf tip, star tip, petal tip, and other variety tips.

236 103 030 Educational poster—showing or explaining something you have made, learned or did in your cake decorating project. Posters must not exceed 22" x 28".

4-H Photography



The following classes are for still photography. Video projects should be entered under Communications. All photos must have been taken by the member. Public display of exhibits is at the discretion of 4-H management. To qualify for judging, a fully completed *4-H Photography Exhibit Explanation Card* must be attached. Photography classes are divided by subject matter or technique. If a photo includes more than one type of subject (i.e. people and animals), the member should decide which category is the most appropriate. Digital and film photos will be included in the same class except as restricted by class description. Color and black & white images will be included in the same class by subject/technique.

All single images must be between 5" x 7" and 13" x 17" except as noted below. Photos must have a backing for protection. They may be mounted only or mounted and matted. Final exhibit with mat or mount must be no less than 8" x 10" and may not exceed 16" x 20". Any commercially available pre-cut mats that accommodate these size ranges are acceptable. Mats cut by the member must meet the size specifications. The surface which shows from behind mounted only photos or around matted photos must be mat board. Foam core or rigid cardboard is acceptable as a backing board for mounting which does not show. Poster board is not acceptable for mounting or matting. **No additions or embellishments to mats or mounts.**

Exceptions to photo size limits include:

- Class 241 100 10_ Panoramic - photos must be *at least* twice as long in one direction as they are in the other direction. Matted or mounted exhibit may not exceed 16"x 20".
- Class 241 100 11_ Series or Story - may include photos of any size mounted on a single board not to exceed 16"x 20".
- Class 241 100 12_ Creative Process - original image may be 4"x6"; final image must be at least 5"x 7"; Final mount showing both photos must not exceed 16"x 20".
- Class 241 100 16_ Creative uses — size determined by the use

Captions must not be used except in:

- Class 241 100 11_ Series or Story
- Class 241 100 16_ Creative uses
- Class 241 100 17_ Scavenger Hunt

No frames are allowed in any class. No date imprints are allowed in photos. Exhibits must be ready for hanging. All work must have hangers sufficient to support the weight of the exhibit. Adhesive plastic hangers are recommended to prevent damage to other work. **Attach plastic hangers with about 1/2 inch exposed over the top center of the exhibit.** For larger exhibits, use two hangers on right and left corners of the exhibit with the 1/2 inch exposed. If the weight of the exhibit requires more support, use additional secure hangers but be sure they are taped or covered in a manner to protect other exhibits from damage if exhibits are stacked.

Exhibitor's name, county, and the class number must be printed on the back of the exhibit. The club Scavenger Hunt exhibit must be entered under the club name and have the names of all club members participating listed on the back.

Fill in blank in class number () with corresponding number:

0. Cloverbuds 1. Junior 2. Intermediate 3. Senior

- 241 100 01_ Landscape** - single image featuring an expanse of scenery (land or water); could include sunsets, seascapes, day or night
- 241 100 02_ People** - single image in formal or informal settings
- 241 100 03_ Nature — Animals** - single image, one or more animals
- 241 100 04_ Nature — Plants** - single image featuring plants, flowers, leaves, trees, etc.
- 241 100 05_ Architectural** single image featuring man-made structures such as buildings, bridges, etc
- 241 100 06_ Other Interesting subject** — single image featuring subjects of interest that do not fit in the above classes
- 241 100 07_ Texture** - single image featuring the texture(s) of an object or subject, with emphasis on use of light, angle, and composition
- 241 100 08_ Still Life** - single image featuring an arrangement of objects (incapable of movement on their own) with emphasis on the use of lighting and composition
- 241 100 09_ Action/Movement** - single image capturing subject in motion
- 241 100 10_ Panoramic** - single image of any subject, produced in panoramic format either in the camera or by cropping, where the panoramic ratio adds to the effect of the image
- 241 100 11_ Series or Story** - multiple print images (max. 20) of any size or shape that depict a series (one topic) or tell a story (showing several steps of an event/activity) mounted on one board not to exceed 16" x 20". Captions optional. Photo album pages or memory book pages are not allowed.
- 241 100 12_ Creative process** - single image that has been changed or altered through either film or digital processing or printing techniques; includes computer enhancement **beyond** basic corrections of cropping, color and brightness correction, and red eye removal. **Exhibit must show both original and final image** and include an explanation of creative techniques used
- 241 100 13_ Special effects** - single image showing a special effect achieved with the camera during the capture of the image. i.e. camera angle, light, subject placement, filters, focus alterations, etc. Must include explanation of special effect techniques used.

241 100 14_ Darkroom Skills - single image produced by member using a darkroom and developing or printing techniques (not computer manipulation). Must include an explanation of techniques used.

241 100 16_ Creative uses - 1 item showing use or display of images in a creative manner. Images and the item must be the work of the member. Examples include: transfer to fabric, statuettes, 3-D display, note cards, page from photo album/memory book, etc.

241 100 17_ Scavenger Hunt - mount the required number of images (any size photo; one image per subject/technique; all on one 16"x20" mount). Images should demonstrate the chosen subjects or techniques from the list below. Label each image with the represented subject/technique. Select from these subjects: water; color; light; shadow; texture; seasons; shapes; night; emotion; motion. Techniques: depth of field; forced perspective; light sources.

0 Cloverbuds — select 4 different subjects or techniques

1 Junior - select 4 different subjects or techniques

2 Intermediate - select 6 different subjects or techniques

3 Senior - select 8 different subjects or techniques

4 Club (2 or more members) - select 8 or more different subjects or techniques



4-H Leathercraft

Each exhibit will consist of one article (a pair of gloves, slippers, etc. is considered one article). To qualify for judging, a fully completed *4-H Leathercraft Exhibit Explanation Card* must be attached. If a project qualifies for more than one class, the member should decide which part of their work they would like to emphasize by selecting the appropriate class. Overall appearance of the entire article will be considered during judging.

Fill in blank in class number () with corresponding number:

0. Cloverbuds 1. Junior 2. Intermediate 3. Senior

251 100 01_ Stamping techniques: Demonstrates the use of alphabet stamps, number stamps, and 2-D and 3-D image stamps of any size. Use of the swivel knife and other tools may be incorporated into overall design.

251 100 02_ Floral Carving: Demonstrates use of basic tools and carving techniques on designs primarily using elements such as flowers, leaves, seeds, uts, or scrolls. Basic tools can include, but are not limited to, swivel knife, beveler, veiner, pear shader, camouflage, backgrounder, and seeder. Carving techniques should show proper use of the selected tools to create the overall design. Use of color is allowed.

251 100 03_ Geometric and basketweaves: Demonstrates use of geometric or basketweave tools to create appropriate design. Design may include use of the swivel knife and other tools.

251 100 04_ Figure carving, Pictorial carving, or Embossing Techniques: Demonstrates Figure carving, Pictorial carving, or Embossing techniques. The application of color is appropriate but not required.

251 100 05_ Use of Color: Demonstrates at least one of the following techniques: solid color, antique stain, block dyeing, background dyeing, resist dyeing, air brushing, or use of multiple colors.

251 100 06_ Lacing techniques: Demonstrates assembly of project using appropriate lacing techniques

251 100 07_ Stitching: Demonstrates assembly of project using appropriate hand or machine stitching techniques. If appropriate, edges of project must be rounded with an edging tool and burnished or slicked. Edge dye may be applied but is not required.

251 100 08_ Edging: Demonstrates appropriate rounding of edges and burnishing or slicking techniques. Edge dye may be applied but is not required

251 100 09_ Hardware Application: Demonstrates appropriate application of hardware such as snaps, rivets, buckles, D-rings, clasps, 3 ring binders, key mounts, bar clamps, spots, conchos, etc.

251 100 10_ Advanced techniques: Includes filigree, designing own tooling pattern, designing and cutting of interior pieces or lining, cutting project from hide or leather, rolled edges, folding, skiving, molding, lining application, and zipper installation. The advanced technique should be a major or important element of the overall project.

251 100 11_ Major Article: Should show the ability to handle an advanced project that includes skills from at least 3 of the other classes.

251 100 12_ Other creative techniques: project demonstrates creative techniques such as Pyrography (burning), braiding, knot work, sculpting and molding, or appliqué.



4-H Cast Ceramics

To qualify for judging a *4-H Cast Ceramics Exhibit Explanation Card* must be attached to the exhibit. Include member's name, county, and exhibit class number on each piece of the exhibit.

This project is for slip cast items only made from earthenware, stoneware, or porcelain clays. Hand formed and thrown items are exhibited under Art.

Fill in last blank in class () with corresponding number:

0. Cloverbuds 1. Junior 2. Intermediate 3. Senior

235 100 11_ Slip cast item using a glaze or speciality glaze.

235 100 12_ Slip cast item using an underglaze or glaze/underglaze combination.

235 100 13_ Slip cast item using an overglaze (including metallic luster and decals).

235 100 14_ Slip cast item using unfired finishes, stained.

235 100 15_ Slip cast item using unfired finishes, chalked.

235 100 16_ Slip cast item using one-of-a-kind finishes and designs not included in the above classes.



4-H Fiber Arts

Exhibits are classified by technique rather than article. Articles using more than one technique should be exhibited in the class for the technique that is most prominent or that the member desires to be emphasized during judging. Knitting and crocheting must be entered in knitting and crocheting classes except for projects from handspun yarn or items which have been fulled/felted.

Framed and other presentations meant to be hung must have a securely attached appropriate means by which to hang them.

To qualify for judging, a 4-H Fiber Arts Exhibit Explanation card (2011 revision), must be attached. In addition to the exhibit tag, each piece of an exhibit must be labeled on the back or bottom with the member's name, county, and exhibit class number.

Fill in blank in class number () with corresponding number:

0. Cloverbuds 1. Junior 2. Intermediate 3. Senior

261 100 10_ Weaving - Projects created by weaving warp and weft fibers. May include off loom or loom methods.

261 100 15_ Basketry - Projects using basket techniques, such as coiling, twining, weaving, and/or plaiting.

261 100 20_ Spinning - Handspun yarn (minimum of 1 ounce skein of yarn) or projects created from the exhibitor's handspun yarn. Include a sample of yarn (12 inches) with project created.

261 100 30_ Felting - Projects made using exhibitor's homemade felt which has been made with wet or dry methods. Wet methods include hand and/or washing machine methods. Dry methods include needlefelting. Fulling of previously knit or crocheted items is not included.

261 100 31_ Felted Embellishment - any item embellished using felted techniques. Base item may be purchased or made by member.

261 100 40_ Macramé & Knotting - Projects made using single and/or multiple knot techniques.

261 100 45_ Braiding - Projects made using braiding techniques. Includes multiple strand braiding, bobbin lace, Japanese braiding and wheat weaving.

261 100 50_ Hooking - Projects made using hooking techniques. Includes latch hook, hand hooking, punch, needle and locker hooking.

261 100 60_ Embroidery - Projects using crewel, machine sewn, drawn thread, pulled thread, punch needle, smocking and other stitchery methods. Must not be cross-stitched or needlepoint.

261 100 61_ Needlepoint - Projects using needlepoint techniques.

261 100 62_ Cross-Stitch - Projects using cross-stitch techniques.

261 100 70_ Appliquéd Quilts - Quilts of any size made using hand or machine appliqué techniques. Attachment method must involve manipulation of fiber (adhesives and paint are not included). If the completed item is *quilted* by someone other than the member, please note this on the Fiber Arts Exhibit Explanation Card.

261 100 72_ Appliqué on other items - items other than quilts using hand or machine appliqué techniques. Might include clothing, wall hangings, pillows, linens, etc. Attachment method must involve manipulation of fiber (adhesives and paint are not included). Base item may be purchased or made by member.

261 100 75_ Patchwork Quilts, using kits - Quilts of any size made using piecing techniques such as English, traditional American, Seminole, etc. A kit is a complete "quilt in a bag" where all of the fabrics, the pattern, instructions for embellishment, et. al. are all included. The fabric selection and cutting has all been pre-determined by someone other than the member. If the completed item is *quilted* by someone other than the member, please note this on the Fiber Arts Exhibit Explanation Card.

261 100 76_ Patchwork Quilts, no kits - Quilts of any size made using piecing techniques such as English, traditional American, Seminole, etc. Members may choose to follow a pattern, such as Log Cabin, but the fabric selection, fabric layout, and all cutting is done by the member. If the completed item is *quilted* by someone other than the member, please note this on the Fiber Arts Exhibit Explanation Card.

261 100 77_ Patchwork on other items - Items other than quilts using piecing techniques such as traditional American, Seminole, English, etc. Could include clothing, wall hangings, pillows, etc.

261 100 80_ Quilting, hand stitched - multi-layered projects made using hand quilting stitches. Items should have a top layer, filling or batting, and bottom layer held together by the hand stitching. All work done by the member.


261 100 81_ Quilting, machine stitches - multi-layered projects made using machine quilting stitches. Items should have a top layer, filling or batting, and bottom layer held together by machine stitching. All work done by the member.

261 100 82_ Quilting, tied - multi-layered projects made using tying to hold layers together. Items should have a top layer, filling or batting, and bottom layer held together by the tie stitches. All work done by the member.

261 100 90_ Papermaking - Projects resulting from actual papermaking.

The 4-H Expressive Arts program is for youth who want to explore and develop their artistic awareness, creative potential and appreciation of art. Members explore the use of different art media and art forms, develop artistic skills and self-esteem.

4-H Family & Consumer Science



4-H Child Development

(county only class)

Fill in blank in class number () with corresponding number:

0 – Cloverbuds 1- Junior 2- Intermediate 3 - Senior

310 100 01_ Article or item made for use by/with children.

4-H Clothing



Members may enter one exhibit per class in the appropriate skill level with all exhibits in the same level. The leader & member will decide the appropriate level depending upon the member's sewing ability. Skills appropriate for each project level are listed in *4-H Sewing/Clothing Program Guidelines for Leaders*, 4-H 9210L. Each entry will be evaluated on ALL sewing skills included in the exhibit; not just the skills listed in the respective enrollment levels. For skill levels 1-6 the use of fabrics or skills that are beyond the recommendations for these levels are expected to be done well according to the standards, but will neither be given extra credit consideration for increased difficulty nor disqualified during judging. It is in the best interest of the member to stay within the suggested guidelines.

All items entered in exhibit classes should be clean and in good repair. Judging standards are listed in *Measuring Up: Quality Standards for Sewn Items/Projects (PNW-197)*. A *4-H Sewing/Clothing Exhibit Card* must be securely attached to each entry. In addition to the *4-H Sewing/Clothing Exhibit Card*, each item must be labeled with the member's name, county, and project level on white fabric and sewn or fused onto the bottom inside of each piece. Exhibits in *Hands For Larger Service Classes* will be donated to charitable agencies.

Basic Skills Cloverbuds Projects

Fabrics suitable for this level include stable, medium weight, firmly woven fabrics (cotton, cotton/polyester blend, wool, wool blend, etc.) or polar fleece or comparable fabric with minimal stretch (4" of fabric stretches to 4¾" or less)

- 320 101 010 **Garment or item showing cutting skills** with or without minimal stitching
- 320 101 020 **Garment** made from stable, medium weight, firmly woven fabric or polar fleece
- 320 101 030 **Non-garment item sewn by hand** from felt, firmly woven fabrics or polar fleece
- 320 101 040 **Personal accessory, toy or item for the home** from firmly woven fabrics or polar fleece with minimal stretch
- 320 401 000 **Hands for Larger Service** — items/garments to be donated to someone in need; use fabrics/skills appropriate to level 1

Basic Skills Level 1

Fabrics suitable for this level include stable, medium weight, firmly woven fabrics (cotton, cotton/polyester blend, wool, wool blend, etc.) or polar fleece or comparable fabric with minimal stretch (4" of fabric stretches to 4¾" or less)

- 320 101 110 **Garment or item showing cutting skills** with or without minimal stitching
- 320 101 120 **Garment with casing but no crotch seam** made from stable, medium weight, firmly woven fabric
- 320 101 130 **Garment with casing and crotch seam** made from stable,

- medium weight, firmly woven fabric
- 320 101 140 **Garment with skills other than casing** made from stable, medium weight, firmly woven fabric
- 320 101 150 **Garment** from polar fleece or comparable fabric
- 320 101 160 **Non-garment item sewn by hand** from felt, firmly woven fabrics or polar fleece
- 320 101 170 **Personal accessory** from firmly woven fabrics or polar fleece with minimal stretch
- 320 101 180 **Item for the home** from firmly woven fabrics or polar fleece with minimal stretch
- 320 101 190 **Toy or Non-garment item for use in sports, picnics, camping, or with animals** from firmly woven fabrics or polar fleece with minimal stretch
- 320 301 100 **Creativity** — Item/garment which has been enhanced through creative embellishment, fabric manipulation, or fabric creation; recycled items are included and may retain some seams/design of the original item as appropriate; exhibit must have been made by exhibitor and use fabrics and skills appropriate to skill level 1
- 320 401 100 **Hands for Larger Service** — items/garments to be donated to someone in need; use fabrics/skills appropriate to level 1

Basic Skills Level 2

Fabrics suitable for this level include stable, medium weight, firmly woven fabrics (cotton, cotton/polyester blend, wool, wool blend, etc.) or polar fleece or other knit fabrics with minimal stretch (4" of fabric stretches to 4¾" or less)

- 320 101 210 **Garment with casing** made from stable medium weight firmly woven fabric
- 320 101 220 **Garment with skills other than casing** made from stable medium weight firmly woven fabric
- 320 101 230 **Garment** from non-bulky knit fabric with minimal stretch (4 inches of fabric stretches to 4¾ inches or less)
- 320 101 240 **Garment** from polar fleece or comparable fabric with minimal stretch
- 320 101 250 **Outfit (2 or more pieces)**. Each piece of the outfit may use one or more of the following fabrics: stable, medium weight, firmly woven fabrics and/or non-bulky knit fabrics with minimal stretch, and/or polar fleece with minimal stretch
- 320 101 260 **Personal accessory** from firmly woven fabrics, non-bulky knit fabric or polar fleece with minimal stretch
- 320 101 270 **Item for the home** from firmly woven fabrics, non-bulky knit fabric or polar fleece with minimal stretch
- 320 101 280 **Non-garment item for use in sports, picnics, camping, or with animals** from firmly woven fabrics, non-bulky knit or polar fleece with minimal stretch
- 320 101 290 **Doll, toy, or garment/accessories** for either from firmly woven fabrics, non-bulky knit fabric or polar fleece with minimal stretch
- 320 301 200 **Creativity** - Item or garment which has been enhanced through creative embellishment, fabric manipulation, or fabric creation; recycled items are included and may retain some seams/design of the original item as appropriate; exhibit must be made by exhibitor and use fabrics and skills appropriate to skill level 2
- 320 401 200 **Hands for Larger Service** — items/garments to be donated to someone in need; use fabrics/skills appropriate to level 2

Basic Skills Level 3

Fabrics suitable for this level include medium weight woven fabrics (cotton, cotton/polyester blend, wool, wool blend, etc.) or polar fleece or other knit fabrics with up to moderate stretch (4" of fabric stretches to no more than 5 3/8" or less)

- 320 101 310 **Garment** made from medium weight **woven** fabric which may have up to moderate stretch; show at least 2 new skills for this level
- 320 101 320 **Garment** made from **knit** fabric which may have up to moderate stretch; show at least 2 new skills for this level
- 320 101 330 **Garment** from **polar fleece** or comparable fabric which may have up to moderate stretch; show at least 2 new skills for this level
- 320 101 340 **Outfit (2 or more pieces)** Each piece of the outfit may use one or more of the following fabrics: medium weight **woven** fabrics **and/or knit** fabrics, **and/or polar fleece**; all fabrics may have up to moderate stretch
- 320 101 350 **Personal accessory** from medium weight **woven** fabrics, **knit** fabrics, **and/or polar fleece**; all fabrics may have up to moderate stretch
- 320 101 360 **Item for the home** from medium weight **woven** fabrics, **knit** fabrics, **and/or polar fleece**; all fabrics may have up to moderate stretch
- 320 101 370 **Non-garment item for use in sports, picnics, camping, or with animals** from medium weight **woven** fabrics, **knit** fabrics, **and/or polar fleece**; all fabrics may have up to moderate stretch
- 320 101 380 **Doll, toy, or garment/accessories** for either from medium weight **woven** fabrics, **knit** fabrics, **and/or polar fleece**; all fabrics may have up to moderate stretch
- 320 301 300 **Creativity** - Item or garment which has been enhanced through creative embellishment, fabric manipulation, or fabric creation; recycled items are included and may retain some seams/design of the original item as appropriate; exhibit must be made by exhibitor and use fabrics and skills appropriate to level 3
- 320 401 300 **Hands for Larger Service** — items/garments to be donated to someone in need; use fabrics/skills appropriate to level 3

Expanding Skills level 4

Fabrics suitable for this level include medium weight woven fabrics with or without nap (cotton, cotton/polyester blend, wool, wool blend, etc.) or polar fleece or other knit fabrics with up to moderate stretch (4" of fabric stretches to no more than 5 3/8" or less)

- 320 101 410 **Garment** made from medium weight **woven** fabric, with or without nap, which may have up to moderate stretch; show at least 2 new skills for this level
- 320 101 420 **Garment** made from **knit** fabric which may have up to moderate stretch; show at least 2 new skills for this level
- 320 101 430 **Garment** from **polar fleece** or comparable fabric which may have up to moderate stretch; show at least 2 new skills for this level
- 320 101 440 **Outfit (2 or more pieces)** Each piece of the outfit may use one or more of the following fabrics: medium weight **woven** fabrics, with or without nap **and/or knit** fabrics, **and/or polar fleece**; all fabrics may have up to moderate stretch; show at least 2 new skills for this level
- 320 101 450 **Personal accessory** or **Item for the home** from medium weight **woven** fabrics with or without nap, **knit** fabrics, **and/or polar fleece**; all fabrics may have up to moderate stretch; show at least 2 new skills for this level
- 320 101 460 **Non-garment item for use in sports, picnics, camping, or with animals** from medium weight **woven** fabrics with or without nap, **knit** fabrics, **and/or polar fleece**; all fabrics may have up to moderate stretch; show at least 2 new skills for this level
- 320 301 400 **Creativity** - Item or garment which has been enhanced through creative embellishment, fabric manipulation, or fabric

creation; recycled items are included and may retain some seams/design of the original item as appropriate; exhibit must be made by exhibitor and use fabrics and skills appropriate to skill level 4

- 320 401 400 **Hands for Larger Service** - items/garments to be donated to someone in need; use fabrics/skills appropriate to level 4

Expanding Skills level 5

Fabrics suitable for this level include medium weight woven fabrics with or without nap; polar fleece or other knit fabrics with any amount of stretch; bulky fabrics and outdoor type fabrics (uncoated)

- 320 101 510 **Garment** made from medium weight &/or bulky &/or stretchy **woven** fabric; show at least 3 new skills for this level
- 320 101 520 **Garment** made from **knit** fabric which may be bulky or have any amount of stretch; show at least 3 new skills for this level
- 320 101 530 **Garment** from **polar fleece** or comparable fabric; show at least 3 new skills for this level
- 320 101 540 **Outfit (2 or more pieces)** Each piece of the outfit may use one or more of the following fabrics: **woven** fabrics **and/or knit** fabrics, **and/or polar fleece**; show at least 3 new skills for this level
- 320 101 550 **Personal accessory** or **item for the home** from **woven** fabrics **and/or knit** fabrics, **and/or polar fleece**; show at least 3 new skills for this level
- 320 101 560 **Non-garment item** for use in **sports, picnics, camping, or with animals** made from **woven** fabrics **and/or knit** fabrics, **and/or polar fleece**; show at least 3 new skills for this level
- 320 301 500 **Creativity** - Item or garment which has been enhanced through creative embellishment, fabric manipulation, or fabric creation; recycled items are included and may retain some seams/design of the original item as appropriate; exhibit must be made by exhibitor and use fabrics and skills appropriate to skill level 5
- 320 401 500 **Hands for Larger Service** items/garments to be donated to someone in need; use fabrics/skills appropriate to level 5

Expanding Skills level 6

Fabric choices may include those in previous levels, as well as slippery fabrics and fine or lightweight (sheer) fabrics.

- 320 101 610 **Garment** made from medium weight &/or bulky &/or stretchy **woven** fabric; show at least 3 new skills for this level
- 320 101 620 **Garment** made from fine or light weight **woven** fabric; show at least 3 new skills for this level
- 320 101 630 **Garment** made from **woven** fabrics which require more care in handling or pattern selection (satin, dupion, crepe de chine, taffeta, velour, tulle, and net); show at least 3 new skills for this level
- 320 101 640 **Garment** made from **knit** fabric; show at least 3 new skills for this level
- 320 101 650 **Garment** from **polar fleece** or comparable fabric; show at least 3 new skills for this level
- 320 101 660 **Outfit (2 or more pieces)** Each piece of the outfit may use one or more of the following fabrics: **woven** fabrics **and/or knit** fabrics, **and/or polar fleece**; show at least 3 new skills for this level.
- 320 101 670 **Personal accessory** or **item for the home** from **woven** fabrics **and/or knit** fabrics, **and/or polar fleece**; show at least 3 new skills for this level.
- 320 101 680 **Non-garment item for use in sports, picnics, camping, or with animals**; **woven** fabrics **and/or knit** fabrics, **and/or polar fleece**; show at least 3 new skills for this level.

320 301 600 Creativity — Item/garment which has been enhanced through creative embellishment, fabric manipulation, or fabric creation; recycled items are included and may retain some seams/design of the original item as appropriate; exhibit must be made by exhibitor and use fabrics and skills appropriate to skill level 6.

320 401 600 Hands for Larger Service — items/garments to be donated to someone in need; use fabrics/skills appropriate to level 6

Advanced Skills levels 7/8/9 (all three levels exhibit together in class determined by description).

320 101 710 Garment or outfit made from medium or heavy weight woven fabric (no tailoring techniques)

320 101 720 Garment or outfit made from woven fabric using traditional tailoring methods, interfacing fusible and non-fusible methods to create a tailored look

320 101 730 Garment or outfit made from fine or light weight woven fabric

320 101 740 Garment or outfit made from woven fabrics which require more care in handling or pattern selection (satin, dupion, crepe de chine, taffeta, velour, tulle, net, beaded or sequined fabrics, velvet, hand woven, double cloth, lamé, leather, lace, etc)

320 101 750 Garment or outfit made from knit fabric

320 101 760 Garment or outfit made from polar fleece or comparable fabric

320 101 770 Garment or outfit made from fabric specifically designed for outerwear such as ripstop nylon, coated or uncoated outdoor fabrics

320 101 780 Garment or Outfit combining two or more fabrics above.

320 101 790 Personal accessory, item for the home or for use in sports, picnics, camping, or with animals made from any fabric; all fabrics may have bulk &/or any amount of stretch.

320 301 700 Creativity — Item/garment which has been enhanced through creative embellishment, fabric manipulation, or fabric creation; recycled items are included and may retain some seams/design of the original item as appropriate; exhibit must be made by exhibitor

320 401 700 Hands for Larger Service — items or garments to be donated to someone in need; use fabrics and skills appropriate to skill levels 7-9

4-H Crocheting



Exhibitors may exhibit one exhibit in each class in the one phase in which they are enrolled. Members move up in phases as they progress through the project. Attach a *4-H Crocheting Exhibit Explanation Card* to qualify for judging. Members must mark the skills on the level in which they are enrolled. If they show skills beyond their level, they will not receive extra consideration.

Refer to *4-H Crocheting Project Member's Guide* (4-H962) for detailed information on specific skills to be learned in each phase. A pair of gloves, slippers, etc. is considered one article. Swatches are not acceptable.

Each garment or article must be labeled with the member's name, county, and phase, typed or printed in indelible pencil or ink on a piece of white fabric and sewn into the exhibit. This label is in addition to the 4-H exhibit tag.

- Wearable items may include a garment or personal accessory such as a hat, purse, bag, scarf, socks, slippers, mittens, etc.
- Non-wearable items include toys such as puppets, dolls, stuffed animals, doll clothes, etc. or items for the home such as coaters, pillows, holiday decorations, potholder, washcloth, blanket, etc.
- Hands for Larger Service include items or clothing to be donated to someone in need.

Cloverbuds

One article showing one or more of the following stitches: chain stitch, single crochet, double crochet, or slip stitch.

370 100 010 Crocheted item — garment, personal accessory, toy or item for the home.

Phase 1

One article showing one or more of the following stitches: chain stitch, single crochet, double crochet, or slip stitch.

370 100 110 Wearable — garment or personal accessory

370 100 120 Non-wearable — toys or items for the home

370 100 130 Hands for Larger Service — item or clothing to be donated.

Phase 2

One article showing 1 or more of the following stitches: treble or double crochet, or v stitch may be in combination with stitches learned in a previous level.

370 100 210 Wearable — garment or personal accessory

370 100 220 Non-wearable — toys or items for the home

370 100 230 Hands for Larger Service — item or clothing to be donated.

Phase 3

One article showing one or more of the following stitches: open or filet mesh, block or solid mesh, long single stitch, shell stitch, shell stitch variation; may be in combination with stitches learned in a previous level.

370 100 310 Wearable — garment or personal accessory

370 100 320 Non-wearable — toys or items for the home

370 100 330 Hands for Larger Service — item or clothing to be donated.

Phase 4

One article showing one or more of the following stitches: waffle (or rib) stitch, picot (Irish crochet), cluster, popcorn, star, or puff stitch; may be in combination with stitches learned in a previous level.

370 100 410 Wearable — garment or personal accessory

370 100 420 Non-wearable — toys or items for the home

370 100 430 Hands for Larger Service — item or clothing to be donated.

Phase 5

One article showing one or more of the following stitches: Tunisian crochet, afghan stitch, hairpin lace, broomstick lace, other stitches made over a space holding tool.

370 100 510 Wearable — garment or personal accessory

370 100 520 Non-wearable — toys or items for the home

370 100 530 Hands for Larger Service — item or clothing to be donated.

Phase 6

One article showing skills learned, select from the following options: item made from member's original design (include written instructions with exhibit); crocheting combined with fabric or leather; item made with fine thread; item made with cloth strips rather than yarn; item with multi-colored patterns (jacquards) using charts (include copy of chart); garment made from pattern drafted to fit a specific person (submit drafted pattern with exhibit).

370 100 610 Wearable — garment or personal accessory

370 100 620 Non-wearable — toys or items for the home

370 100 630 Hands for Larger Service — item or clothing to be donated.

Felted Crochet

Felting may be done by hand or washing machine (wet methods) and/or needle felting (dry) techniques.

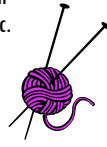
370 300 110 Beginning - items made with beginning crochet skills and single strands of yarn.

370 300 120 Expanding - items made with more expanded crocheting skills including use of multiple strands of yarn, inclusion of non-felting yarns,

changing colors, attaching simple handles/tabs, adding flat designs needle felting, etc

370 300 130 Advanced — items made incorporating more advanced crocheting techniques including more difficult patterns, maintaining holes in crocheted and felted item, or attaching three dimensional design pieces, etc.

4-H Knitting



Knitting has three divisions of exhibit classes based on the techniques used:

- Knitting with needles
- Knitting with looms, boards, and machines
- Felted Knitting

Exhibitors may exhibit one exhibit in each class in the one phase in which they are enrolled. Members move up in phases as they progress through the project. To qualify for judging, a *4-H Knitting Exhibit Explanation card* must be attached. Members must mark skills on the level in which they are enrolled. If they show skills beyond their level, they will not receive extra consideration.

A pair of mittens, slippers, socks, etc, is considered one article. The two pieces of the pair should be temporarily but securely attached to each other. Swatches are not acceptable. In addition to the 4-H exhibit tag, each garment or article must be labeled with the member's name, county and project phase or level. This label should be typed or printed in indelible pencil or ink on a piece of white fabric and sewn to the article.

- Wearable items may include a garment or personal accessory such as a hat, purse, bag, scarf, socks, slippers, mittens, etc.
- Non-wearable items include toys such as puppets, dolls, stuffed animals, doll clothes, etc. or items for the home such as pillows, holiday decorations, potholder, washcloth, blanket, afghan, etc.
- Hands for Larger Service include items or clothing to be donated to someone in need.

Knitting with Needles Division

Cloverbuds

One article showing one or more skills learned.

360 100 010 Knitted item — garment, accessory, toy or item for the home.

Phase 1

One article showing one or more skills learned, (cast-on, knit, purl, bind off, overcast seam)

360 100 110 Wearable

360 100 120 Non-wearable

360 100 130 Hands for Larger Service

Phase 2

One article showing one or more skills learned, (ribbing, stockinette stitch, increase, decrease, other seams)

360 100 210 Wearable

360 100 220 Non-wearable

360 100 230 Hands for Larger Service

Phase 3

One article showing pick-up stitches

360 100 310 Wearable

360 100 320 Non-wearable

360 100 330 Hands for Larger Service

Phase 4

One article showing a pattern stitch

360 100 410 Wearable

360 100 420 Non-wearable item

360 100 430 Hands for Larger Service

Phase 5

One article showing mixed colors — Fair Isle pattern or bobbin knitting — no stripes (see "4-H Knitting Skills" 4-H 961L).

360 100 510 Wearable

360 100 520 Non-wearable item

360 100 530 Hands for Larger Service

Phase 6

One article showing skills learned, selected from the following options: knitting with four needles, knitting combined with fabric or leather; knitted lace attached to article; garment made from pattern drafted to fit a specific person (submit drafted pattern with exhibit); item made from member's original design (include written instructions with exhibit)

360 100 610 Wearable

360 100 620 Non-wearable item

360 100 630 Hands for Larger Service

Knitting with Looms, Boards, Machines Division

Cloverbud skills using boards or looms

One article using beginning skills such as: Cast on, e-wrap [twisted knit stitch], gathering or flat removal method, simple stripe color changes, flat or tubular shapes

360 200 010 Wearable

360 200 020 Non-wearable

360 200 030 Hands for Larger Service

Beginning skills using boards or looms

One article using beginning skills such as: Cast on, e-wrap [twisted knit stitch], gathering or flat removal method, simple stripe color changes, flat or tubular shapes

360 200 110 Wearable

360 200 120 Non-wearable

360 200 130 Hands for Larger Service

Expanding skills using boards or looms

One article showing skills in addition to the beginning skills such as: alternate cast on methods-crochet-on, cable cast on; purl stitch, knit stitch, garter stitch, ribbing, increasing, decreasing, adding or joining tubes, combination round and flat shaped items

360 200 210 Wearable

360 200 220 Non-wearable

360 200 230 Hands for Larger Service

Advanced skills using boards or looms

Designs using multiple color(s), seed stitch, rice stitch, moss stitch, box stitch, single chevron, cables, basket weave or checkerboard patterns, creating eyelets or holes

360 200 310 Wearable

360 200 320 Non-wearable

360 200 330 Hands for Larger Service

Knitting machines

One article made using a knitting machine

360 200 410 Wearable

360 200 420 Non-wearable

360 200 430 Hands for Larger Service

Felted Knitting Division

Items may be knitted using needles, looms, boards, or machines. Felting may be by hand or washing machine wet methods or dry needle felting techniques.

360 300 110 Beginning - items made with beginning knitting skills such as knit and/or purl stitches and single strands of yarn. Simple flat/tube shapes.
360 300 120 Expanding — items made with more expanded knitting skills including use of multiple strands of yarn, non-felting yarns, changing colors, attaching simple handles/tabs, adding flat designs with needle felting, etc
360 300 130 Advanced — items made incorporating more advanced knitting techniques including cables or more difficult knitting patterns, knitting in the round with four needles, I-cord for handles or design pieces, maintaining holes in knitted and felted item, attaching three dimensional design pieces, etc.

4-H Fashion Revue

All Fashion Revue contestants must participate in both Fashion Revue judging and the public Fashion Revue to be eligible for ribbons, awards, premiums, and State Fair. All contestants must submit a written narration with their entry on **July 13**. It should include their name, grade, skill level, description of the garment and information about the 4-H member such as other projects, hobbies, etc. The narration should be written in third person using complete sentences. Commentaries should be 75 to 150 words in length. E-mail narrations to nancy.kershaw@oregonstate.edu or submit a hard copy to the OSU Extension Office. Judging criteria are outlined on the Style Revue Score Card (320-05), available at the county Extension office or on the State 4-H website at: <http://oregon.4h.oregonstate.edu/fair-exhibit-and-contest-materials>.

Clothing, Knitting & Crocheting Construction Fashion Revue

Contestants must model a garment or item (ie: blanket, hat, etc.) made in the clothing, knitting or crocheting project. The fashion revue garment or item may be in addition to the garments/items exhibited in construction. Contestants may model an item in each project area — clothing, crocheting and knitting.

320 600 000 Cloverbuds & Novice **320 600 002 Inter.**
320 600 001 Junior **320 600 003 Senior**

Ready to Wear Fashion Revue

Open to **any 4-H member**. Participants combine newly purchased clothing with up to two items or accessories they already own to present a "Total Look" including shoes and accessories. Newly purchased items must make up at least half of the items in the outfit. Cost of newly purchased clothing is limited to a **total of \$25 or less**. Judging includes an interview where the judge may ask members to explain decisions they made in selecting the items purchased.

320 600 007 Cloverbuds & Novice **320 600 006 Junior**
320 600 004 Intermediate **320 600 005 Senior**

4-H Food and Nutrition



Members may enter one exhibit per class in the phase in which they are enrolled. All exhibits must be entered in the same phase. All foods must be made by the exhibitor. Commercial mixes cannot be exhibited except as an ingredient in a product. Exhibits must be displayed on a disposable plate and covered with plastic wrap or in a plastic bag. Exhibits must be suitable for keeping at the fair without excessive spoilage or change of appearance. Highly perishable foods are not accepted. Recipes must be included with the exhibit and should include all information given on the *Exhibit Recipe* Card format.

Favorite Recipe Collection Guidelines: Recipes must be tested by the 4-H member. Write current year in upper right hand corner of each recipe. Cards or recipes must be in front of file or designated (paper clips, tabs, etc) throughout the collection for ease in judging. Recipe collection can be in a file box or recipe book form.

Food Product Guidelines: Exhibit size is 4 small items (ie: cookies, biscuits, muffins); 1 layer (ie: cake) or the whole item (ie: bread). All similar

food products will be judged in one class regardless of the age or phase of the exhibitor. Members may enter one exhibit for each number (01, 02, 03, 04, 05, 06, 07, 08, 09, 10, 11, 12, 13, 14 and 16) as appropriate for their phase.

Fill in blank in class number () with corresponding number:

- 01 - Four Cookies** (bar, drop, or no bake).
- 02 - Four Cookies** (rolled, filled, shaped).
- 03 - Quick Bread using muffin method of mixing** which means that the fat is in a liquid form and all liquids (including fat) are added to the dry ingredients with a minimum of stirring. Examples include: muffins, cornbread, fruit breads, non-yeast coffee cakes, etc. Three small items (muffins, etc.) or one large item (bread) is an exhibit.
- 04 - Quick Bread using biscuit method of mixing** which means that the fat is semi-solid and cut into the dry ingredients before the liquid is added. The dough may be beaten or kneaded for a few strokes, ie: biscuits, scones, etc. Three small items (biscuits, etc.) or one large item is an exhibit.
- 05 - Shortened Cakes (with fat)** No commercial mixes. No fillings or toppings (ie: frosting, icing, glaze, powdered sugar, fruit, nuts). One layer.
- 06 - Foam Cakes (Angel Food, Sponge, Chiffon)** No commercial mixes. No fillings or toppings (ie: frosting, icing, glaze, powdered sugar, fruit or nuts). One cake.
- 07 - Unleavened or Flat Breads** i.e., pita, tortillas, etc.
- 08 - Yeast Breads** Plain dough using white wheat flour.
- 09 - Yeast Breads** Plain dough using white wheat flour made with a bread machine.
- 10 - Specialty Yeast Bread** product using a bread machine.
- 11 - Yeast Bread Product** using special shaping technique.
- 12 - Yeast Bread Product** using alternative grain products instead of or in addition to white flour.
- 13 - Baked Pie Crust** using flour as the major ingredient. Include two recipes for nutritious fillings. Note the major nutrients provided on the bottom of the recipe card. Exhibit should be entire single crust shell.
- 14 - Gift Package** with homemade foods featuring up to 5 Pacific Northwest products. At least 2 foods must be made by the exhibitor and feature PNW products. Gift package can be in a box/basket not to exceed 18" X 24". Exhibit must include breakdown of costs incurred in preparing the gift package, including items on hand or recycled. Baked items should be three of a small or one-third of a large food. Include recipes and to whom the gift is intended and occasion. Judging includes creativity, cost (value), food safety, & nutrition.
- 16- Baked Food Product** reflecting alternative dietary needs. Recipe for the food product has been chosen specifically to address need or altered significantly to now reflect needs for an alternative diet, such as gluten free, sugar substitute, vegetarian, vegan, reduced fat, et. al. Exhibit three individual items or one-third of a large item.

Cloverbuds Foods Exhibit

511 110 000 Cloverbuds foods exhibit



Phase 1 - Foods of the Pacific Northwest, Unit 1

511 110 __ 0 Food Product. Product should use at least two Pacific Northwest products as ingredients. Underline the Pacific Northwest products in the recipe. **Members may exhibit food products 01, 02, 03, 04, and 16 (from list above).**

511 311 010 Favorite Recipe Collection with 5 recipes of your favorite foods. Can include 2 cookie recipes.

Phase 2 - Fit it all Together, Unit 1

511 110 __ 0 Food Product. **Members may exhibit food products 01, 02, 03, 04, and 16 (from list above).**

511 312 010 Favorite Recipe Collection with 5 recipes including 3 quick breads or sandwiches and 2 snack foods.

Phase 3 - Grain Products

511 110 __ 0 Food Product. Members may exhibit food products **01, 02, 03, 04, and 16** (from list above).

511 113 __ 0 Food Product. Members may exhibit food products **05, and 06** (from list above).

511 313 010 Favorite Recipe Collection with 5 recipes using a variety of grain products (granola, rice pudding, bulgur salad, pizza, etc.)

Phase 4 - Foods of the Pacific Northwest, Unit 2

511 120 __ 0 Food Product. Product should use two or more Pacific Northwest products as ingredients. Underline PNW ingredients on recipe.

Members may exhibit food products 03, 04, 05, 06, 07, 08, 09, and 16 (from list above).

511 324 010 Favorite Recipe Collection with 10 recipes using foods of the Pacific Northwest.

Phase 5 - Fit It All Together, Unit 2

511 120 __ 0 Food Product. Members may exhibit food products **05, 06, 07, 08, 09, and 16** (from list above).

511 325 010 Favorite Recipe Collection with 10 recipes, including yeast breads and 5 soups, stews or salads.

Phase 6 - Foods with an International Flavor

511 120 __ 0 Food Product. Members may exhibit food products **06, 07, 08, 09, 10, 11, 12, and 16** (from list above).

511 120 150 International Food Product. Include what country your food represents. Exhibit should represent another country by its ingredients, preparation or background.

511 326 010 Favorite Recipe Collection with 10 recipes representing a variety of international foods.

Phase 7 - Foods of the Pacific Northwest, Unit 3

511 130 __ 0 Food Product using at least two ingredients from the Pacific Northwest (underline ingredients which are products of the Pacific Northwest).

Members may exhibit food products 08, 09, 10, 11, 12, 13, 14, and 16 (from list above).

511 337 010 Favorite Recipe Collection with 15 recipes. Ten vegetable and fruit recipes and 5 one pot meal recipes using or demonstrating knowledge of various kitchen appliances (ie: microwave, wok, electric skillet).

Phase 8 - Fit It All Together, Unit 3

511 130 __ 0 Food Product. Members may exhibit food products **08, 09, 10, 11, 12, 13, 14, and 16** (from list above).

511 338 010 Favorite Recipe Collection with 15 recipes. Include ten main dish recipes (ie: beef, turkey, seafood, fish, pork, chicken, hunted or protein alternatives).

Phase 9

511 130 __ 0 Food Product. Members may exhibit food products **08, 09, 10, 11, 12, 13, 14, and 16** (from list above).

511 339 010 Favorite Recipe Collection with 15 recipes and a brief description of what you did to round out or complete your file or how you organized your file for future use (ie: quantity cooking, meals for one, special dietary needs).

4-H Food Preservation



Members may enter one exhibit in each class in their division (beginning, expanding or advanced). Members must use current OSU approved or USDA preparation and processing recommendations for canned foods. Current USDA recommendations can be located on the internet at http://www.uga.edu/nchfp/publications/publications_usda.html. Approved sources include the 2009 revision of the *USDA Complete Guide to Home Canning*;

Ball Blue Book, copyright 2006 or more recent; pectin package inserts or pectin product websites.

All products must have *4-H Food Preservation Explanation Card* with complete information and instructions/recipe. Explanation Card is available at the county Extension office or on the State 4-H website. In addition, all containers should have label or tape with member name, county, and class number. Include jar rings on all canned products. Jars may be opened during the judging process. Dried foods should be exhibited in jars or sturdy plastic bags with labels securely attached. See *Labeling Preserved Foods* (4-H93313) for guidelines. Judging criteria are outlined in the series of 4-H Food Preservation scorecards available on the Oregon 4-H website.

Cloverbuds Division

512 111 000 Cloverbuds food preservation exhibit



Beginning Division

512 111 010 Canned fruit or berries. One jar processed in a boiling water bath.

512 111 020 Canned tomatoes. One jar processed in boiling water bath.

512 112 010 Fruit Leather. 4 rolled pieces (about 1" wide) of one flavor.

512 114 010 Cooked jam. One jar using commercial pectin. Jars must be sealed by processing in a boiling water bath.

512 114 020 Cooked jelly. One jar of cooked jelly using commercially available juice & pectin. Jars must be sealed by processing in a boiling water canner

512 110 010 Gift Package. Including 2 different products from Beginning Division of preservation methods (label each preserved product). Each preserved product must have a 4-H Food Preservation Explanation card included. The gift pack may also include products made or purchased by the exhibitor to complete the theme. Indicate for whom gift is intended and occasion.

Expanding Division

512 121 010 Canned vegetables or tomatoes processed in a pressure canner. One jar processed in a pressure canner.

512 121 020 Canned pie filling. One jar processed in boiling water bath.

512 121 030 Syrup or Juice. One jar made from juice that member has extracted. Seal jars by processing in boiling water bath only.

512 122 010 Dried fruit (no fruit leather). About ½ cup of dried pieces.

512 122 020 Dried vegetable. About ½ cup of dried pieces.

512 122 030 Dried herbs. About 1 Tablespoon of dried herbs.

512 123 010 Quick pickles. One jar of canned fruit or vegetable quick pickles. Examples may include cucumber, dilly beans, crab apple, watermelon, etc. Jars must be sealed by processing in a boiling water canner.

512 123 020 Relish. One jar processed in a boiling water bath. Include relish recipe and source.

512 124 010 Cooked jelly. One jar using juice the member has extracted and commercial pectin. Jars must be sealed by processing in a boiling water canner

512 120 010 Gift pack. Include three different preserved products using two or more processing. Each preserved product must have a 4-H Food Preservation Explanation card included. The gift pack may also include products made or purchased by the exhibitor to complete the theme. Indicate for whom the gift is intended and for what occasion.

Advanced Division

512 131 010 One jar of canned meat, fish or poultry. One jar canned in a pressure canner.

512 131 020 Canned tomato sauce (no meat) or ketchup. One jar processed in a boiling water canner.

512 131 030 Canned combination dish. One jar of canned combination dish such as stew, chili, soup, etc. processed in a pressure canner.

512 131 040 Canned salsa. One jar processed in boiling water canner.

512 132 010 Dried meat or poultry jerky. Four 1"x3" pieces. Attach a

complete processing label. Meat jerky (beef, venison, poultry) must follow the recommendations for preparation in "Meat/Poultry Jerky", SP 50-535, revised May 2009.

512 132 020 Dried herb seasoning combination. About 1 Tablespoon of dried herb seasoning combination.

512 133 020 Fermented pickles or sauerkraut. One jar.

512 134 010 Cooked jelly or jam. One jar of cooked jelly or jam made without added commercial pectin. Jelly must use juice extracted by the member. Jars must be sealed by processing in a boiling water canner.

512 130 010 Gift pack. One gift package including three or more different preserved products. Use two or more processing methods. Each preserved product must have a 4-H Food Preservation Explanation card included. The gift pack may also include products made or purchased by the exhibitor to complete the theme. Indicate intended recipient and occasion.



4-H Foods Contests

These contests were held April 9-10, 2011. Complete rules are available from the OSU Extension Service office. To be eligible for the State Fair Iron Chef contest you must have entered one of the foods contests below at the county level.

**Fill in blank in class number () with corresponding number:
0 – Cloverbuds 1 - Junior 2 - Intermediate 3 - Senior**

511 601 01_ Foods of the Pacific Northwest Contest

511 602 01_ Minimeal Contest – Food Preparation

511 602 02_ Minimeal Contest – Food Preservation

511 604 01_ Quick Fix Meal

511 605 01_ Four for \$6, \$8 or \$10 Contest

4-H Home Environment



Exhibits are developed within the context of the overall design/plan of the room or area where it will be used. To qualify for judging, a *4-H Home Environment Exhibit Explanation Card* must be attached. In addition to exhibit tag and explanation card, each exhibit must be labeled with the member's name, county and exhibit class number. If more than one article is contained in the exhibit, then each article must be labeled (as above) and attached to each other. Members may enter one exhibit per class. Items may be made, recycled, refurbished or reupholstered for a specific location.

**Fill in blank in class number () with corresponding number:
0 – Cloverbuds 1 – Junior 2 - Intermediate 3 - Senior**

340 100 01_ Decorative Item (ie: wall hanging, flower arrangement, seasonal decoration, etc.)

340 100 02_ Organizer/Storage

340 100 03_ Textile Accessory (ie: curtains, rug, wall hanging, quilt, etc.)

340 100 04_ Furniture

4-H Natural Resources

(classes open to all 4-H members)

4-H Natural Resources classes in entomology, geology, forestry, aquatic ecology & sport fishing will be eligible for 4-H exhibit and judging at the Tillamook County Fair. 4-H exhibit class numbers are listed below and members planning to exhibit in any of these classes must indicate the classes on the 4-H fair entry form due by Wednesday, July 13.

All classes eligible for 4-H exhibit at the State Fair will be accepted for exhibit in 4-H at the Tillamook County Fair. Members may enter one exhibit per class number for the Tillamook County Fair. For complete class descriptions and exhibit requirements contact the OSU Extension Service Office in Tillamook or check the natural resources section of the State Fair 4-H premium book at <http://oregon.4h.oregonstate.edu/state-fair>.

Each exhibit piece must be labeled with member's name, county and class number.

Conservation

(Open to all 4-H members regardless of project enrollment.)

Each exhibit piece must be labeled with the member's name, county and class number. An educational project exhibit relating to conservation of soil, water, forests, marine life, range, or wildlife. May not exceed 30" in width, 24" deep (front to back) and 36" high. Include explanation to the judge as outlined under Educational Display in fair book.

411 200 010 Conservation, Cloverbud, an educational exhibit relating to conservation of soil, water, forests, marine life, range or wildlife.

411 200 011 Conservation, Junior, First Year Member, an educational exhibit relating to conservation of soil, water, forests, marine life, range or wildlife.

Fill in blank in class number () with corresponding number:

1 - Junior Second and Third Year

2 - Intermediate

3 - Senior

411 200 02_ Conservation, an educational exhibit relating to conservation of soils and range.

411 200 03_ Conservation, an educational exhibit relating to conservation of water and marine life.

411 200 04_ Conservation, an educational exhibit relating to conservation of forest and wildlife.

4-H Marine Science



An educational exhibit relating to the marine environment. May be either salt water or fresh water. May not exceed 30" in width, 24" deep (front to back) and 36" high. Include explanation to the judge as outlined under Educational Display.

Fill in blank in class number () with corresponding number:

0. Cloverbuds 1. Junior 2. Intermediate 3. Senior

423 200 01_ First Year

423 200 02_ Second and Third Year



4-H Outdoor Science

An educational exhibit relating to the out-of-doors. May not exceed 30" in width, 24" deep (front to back) and 36" high. Include explanation of such things as: how to use exhibit, how made, where found, identify parts, etc. if appropriate. Example: A birdhouse exhibit could include plans from making it, where it would be used, for what birds, an actual picture of where it will be used, etc.

Fill in blank in class number () with corresponding number:

0. Cloverbuds 1. Junior 2. Intermediate 3. Senior

451 200 01_ First Year

451 200 02_ Second and Third Year



4-H Entomology

First year exhibitors in an exhibit category may use insects collected in previous years. Succeeding years exhibits in the same exhibit category must include some insects collected in the current year. Be sure to use the current order names for insects.

821 100 000 Cloverbuds

- 821 100 011 **Junior 1st Year**, 10 insects, at least 8 orders
- 821 100 021 **Junior 2nd & 3rd Year**, 20 insects, at least 10 orders
- 821 100 012 **Intermediate 1st Year**, 15-35 insects, at least 12 orders
- 821 100 022 **Intermediate 2nd & 3rd Year**, 35 insects, at least 12 orders
- 821 100 013 **Senior 1st Year**, 25-50 insects, at least 15 orders
- 821 100 023 **Senior 2nd & 3rd Year**, 50 insects at least 15 orders

Other Entomology Exhibits

Fill in blank in class number () with corresponding number:

0. Cloverbuds 1. Junior 2. Intermediate 3. Senior

821 100 52_ **Beneficial, Attracted to light, Garden**

821 100 53_ **Harmful, Insects plant damage (Riker mount)**
specialize in an insect order,

821 100 54_ **Soil, Forest, Aquatic**

821 100 55_ **Other Project Display**, maximum size 30" wide, 24" deep, and 36" high. Examples could include experiments, surveys, photographs, life histories, purchased insects, etc.

4-H Geology

At least 50% of specimens must have been found by the exhibitor and at least five of the specimens collected during the current year. Polished or cut specimens should be exhibited under Geology Project Display except geodes ONLY may be cut — NOT POLISHED in the "regular" class. See 4-H Geology manual for further exhibit requirements. Put an asterisk in front of the name of all new specimens collected in the current year on the label in the geology box.

Fill in blank in class number () with corresponding number:

0. Cloverbuds 1. Junior 2. Intermediate 3. Senior

421 100 000 **Cloverbuds**, 5 specimens

421 100 011 **Junior First Year**, 10 specimens

421 100 021 **Junior Second & Third Year**, 15-20 specimens

421 100 012 **Intermediate First Year**, 15-25 specimens

421 100 022 **Intermediate Second & Third Year**, 20-35 specimens

421 100 013 **Senior First Year**, 20-40 specimens

421 100 023 **Senior Second & Third Year**, 25-50 specimens

An educational project display relating to Geology could include polished, cut specimens, growing crystals, volcanoes, effects of weathering, geologic formations, time periods, etc. Educational project display may not exceed 30" wide, 24" deep, and 36" high

421 200 01_ **Geology Project Display**

4-H Forestry



Members may make more than one exhibit — one mounted as a forestry specimen and one in each qualified Advanced Forestry exhibit class. Each exhibit must be labeled with the member's name, county and class number.

Tree and shrub specimens exhibited must be listed on the official forestry specimens list. For seniors exhibiting wildflowers and ferns use the "Other Reference Texts" list. Intermediate and Senior members must use the Specimen Collection Site Analysis Sheet for each specimen collected. Some of the family names have changed especially for flowering trees, shrubs and wildflowers.

Check for current family names in *Plants of the Pacific Northwest Coast, Washington, Oregon British Columbia and Alaska*, compiled and edited by Jim Pojar and Andy MacKinnon. Place new mounts in front of old mounts in the book. Only the index and 5 new mounts will be judged.

441 100 000 **Cloverbuds**, index, 5 mounts, all must be trees

441 100 011 **Junior 1st year**, index, 10-15 mounts, all must be trees.

441 100 021 **Junior 2nd & 3rd year**, index, 5 mounts, all must be trees

441 100 012 **Intermediate 1st year**, index, 5-20 mounts, may include trees and shrubs

441 100 022 **Intermediate 2nd & 3rd year**, index, 10-30 mounts, may include trees and shrubs

441 100 013 **Senior 1st year**, index, 5-35 mounts, may include trees, shrubs, ferns and wildflowers

441 100 023 **Senior 2nd & 3rd year**, index, 10-45 mounts, may include trees, shrubs, ferns and wildflowers

Advanced Forestry Exhibits

Open to all forestry members. Members may exhibit in one topic or make one exhibit by combining topics. Junior and Intermediate members exhibit 10 or more specimens; Senior members exhibit 15 or more specimens.

Fill in blank in class number () with corresponding number:

0. Cloverbuds 1. Junior 2. Intermediate 3. Senior

441 200 52_ **Advanced Forestry Exhibit (cones, seeds, bark)**

441 200 53_ **Advanced Forestry Exhibits (conks, damage)**

441 200 54_ **Advanced Forestry Exhibits (wood or lumber mounts)**

441 200 55_ **Advanced Forestry Project Display**, management plans, tree farm maps, model camp sites, career opportunities, forestry concept or use your imagination to create your own display. Exhibit may be flat or three dimensional. Educational project display may not exceed 30" wide, 24" deep, and 36" high. Flat board maximum size is 22" X 28".

4-H Aquatic Ecology & Sports Fishing

Each exhibit piece must be labeled with the member's name, county and class number. Entries must be accompanied by a 4-H aquatic ecology and sport fishing explanation card, 2011 revision.

Fill in blank in class number () with corresponding number:

0. Cloverbuds 1. Junior 2. Intermediate 3. Senior

Fishing Poles

An educational exhibit of a fishing rod or pole constructed by the member. May not exceed 108" in length. Include an explanation of cost of materials, components, where materials; components were purchased, how made and number of hours required for construction. Identify all parts. Necessary components which must be included are grip, line guides (based on rod pole manufacturers specifications), guide wraps, and hook keeper. Reel seat aligned with guides. Guides aligned accurately down rod. Guide wraps of size A to D, nylon or silk thread.

451 200 10_ **Spinning Pole**

451 200 11_ **Bait Casting Pole**

451 200 12_ **Fly Rod**



Flies

Flies are defined as wet and dry and fall into the following categories: Dry, nymph, poppers and streamers. Materials (recipes) used may include but are not limited to: hackle, lead wire, dubbing, hook, cooper wire, flash, quill, floss, chenille, thread and hair. See state fair premium book for list of acceptable flies. Flies should be displayed on an 8.5" X 11" black matte board.

451 200 131 Flies, Cloverbud, 1 total (1 nymph or 1 dry) using recipes requiring #4-6 hook.

451 200 131 Flies, Junior, 2 total (1 nymph and 1 dry) using recipes requiring #4-6 hook.

451 200 132 Flies, Intermediate, 6 total (2 nymphs and 2 dry) using recipes requiring #6-8 hook.

451 200 132 Flies, Senior, 6 total (2 nymphs, 2 dry and 2 using body dubbing) using recipes requiring #8-14 hook, 2 using body dubbing and recipes requiring #12-14 hook..

Lures

Lures are defined as Spoons, Spinners, Rooster Tails, Jigs, Plugs, and Spinner Baits. See state fair premium book for appropriate materials. Lures should be displayed on an 8.5" X 11" black matte board.

451 200 140 Lures, Cloverbud, 1 spoon

451 200 141 Lures, Junior, 1 spoon plus 1 additional choice

451 200 142 Lures, Intermediate, 1 spoon, 1 spinner and 2 additional choices

451 200 143 Lures, Senior, 1 spoon, 1 spinner, 1 rooster tail and 3 additional choices

Common Knots

Knots are defined as those needed to secure line from a reel seat or line holder to terminal tackle. They are limited to clinch, Palomar, surgeons, surgeon's end loop, blood, nail, snell and arbor. Each endeavor must be represented in two mediums, one tied using white cotton cordage no smaller than 1/8" and no larger than 1/4" and the second using the appropriate material as it would be used in fishing (monofilament, Dacron backing, fly line, etc.) Knots should be displayed on an 8.5" X 11" black matte board.

451 200 150 Knots, Cloverbuds, any 1 knot

451 200 151 Knots, Junior, any 3 knots

451 200 152 Knots, Intermediate, any 5 knots

451 200 153 Knots, Senior, any 7 knots

Fish Prints

May be printed using, but not limited to: water color, tempera, acrylic, oil and ink. May be printed on material (fabric or paper) of choice or wearable clothing. Prints on non-wearable clothing may not exceed 22" X 28" Exhibitors are to make fish prints using real or model fish. Non-fish images are not acceptable.

451 200 160 Fish Prints, Cloverbud, 1 print on material or wearable clothing

451 200 161 Fish Prints, Junior, 1 print on material or wearable clothing

451 200 162 Fish Prints, Intermediate, 1 print on material and 1 wearable clothing or 2 wearable clothing. One print must be labeled with the parts of the fish and names of the fins. Labels may be permanent or removable.

451 200 163 Fish Prints, Senior, 1 print on material and 1 wearable clothing or 2 wearable clothing. One print must be labeled with the parts of the fish and names of the fins. Labels may be permanent or removable.

Aquatic Macro-Invertebrate (M-I) Specimens

Aquatic specimens are defined as those invertebrates, regardless of developmental stage, that serve as an energy source in fresh water (lakes, ponds, streams, rivers) fisheries. They include but are not limited to: eggs, larvae, nymphs, scuds, leeches, stoneflies, caddisflies, mosquito, dragonflies, hellgrammites, etc. Preserved specimens, photos or drawings of aquatic specimens may be displayed. Photos and drawings must be the original work of the exhibitor.

Preserved specimens are to be displayed in specimen jars in display boxes. Each specimen requires a label affixed to the display box for easy reading. Labels (3/4"x1 1/2") on preserved specimens, photos or drawings are to include the name of the collector, date collected/photographed/drawn, scientific name,

common name, name of body of water from which specimen was found, county and state.

Specimen collection is progressive. Exhibitors, based on grade, are expected to add five new specimens to the collection of the previous year.

451 200 180 Aquatic M-I Specimens, Cloverbuds, 5 specimens

451 200 181 Aquatic M-I Specimens, Junior

1st year/10 specimens; Junior 2nd and 3rd year 20

451 200 182 Aquatic M-I Specimens, Intermediate

1st year 15-35 specimens; Intermediate 2nd & 3rd year/35

451 200 153 Aquatic M-I Specimens, Senior

1 year/ 25-50 specimens; Senior 2nd & 3rd year/50

Aquatic Ecology/Sport Fishing Project Display

Exhibits are limited in size to 30" wide, 24" deep, 36" high. Judging criteria are outlined on 4-H Rod/Pole Fishing project display score sheet (40-649). Displays may be presented as a poster or in three-dimensions. They must relate to Sport Fishing and Aquatic Ecology. Exhibits may include but are not limited to pictures, models, diagrams, and actual articles. A 4-H Sport Fishing and Aquatic Ecology Educational Display Card must accompany each display and is available at the Extension office or on the State 4-H website at:

<http://oregon.4h.oregonstate.edu/fair-exhibit-and-contest-materials>

Fill in blank in class number () with corresponding number:

0. Cloverbuds 1. Junior 2. Intermediate 3. Senior

451 200 17_ Aquatic Ecology/Sport Fishing Project Display



4-H Science, Engineering & Technology (SET)

(classes open to all 4-H members)

To qualify for judging each SET exhibit must have the appropriate completed *4-H Project Description Sheet* securely attached (available at the OSU Extension office or the State 4-H website). In addition to exhibit tag and description sheet, each exhibit must be labeled with the member's name, county and exhibit class number. If more than one article is part of the exhibit, then each article must be labeled (as above) and attached to each other. This may be done with masking tape/index card with a marker or writing directly on the back with a marker.

Please notify the OSU Extension Office if special requirements are needed for your exhibit-such as power, space, etc.

Computer/Lego/GIS/GPS/Rocketry/Aerospace

Identify a problem to solve or project to work involving technology. Possible ideas might include: applying existing software programs to a 4-H project area, composing music, developing a game, drawing landscape scenes, designing buildings, publishing newsletters, creating a website, editing a video, working with photographs, etc. Robotic projects are appropriate only if the software or the hardware is developed by the 4-H member.

You may include disks or CDs as part of your exhibit, all files must be compatible with a PC. Online projects using Google applications or other Web 2.0 software are acceptable. Make sure clear directions are given in the project explanation so judges can find and access the project online. Website exhibits must be viewable online or on a CD.

Exhibits entered in the "Programming" class must be a program written, translated, or substantially (at least 30%) altered by the 4-H member. Programming projects must submit a hard copy with exhibit. Print version of the program must be submitted.

Value is placed on youth that can model the learning process, or show how their skills have increased while completing the project. Participant should answer the description page carefully and in full sentences.

Fill in blank in class number () with corresponding number:

- | | |
|---|-----------------------|
| 10 Cloverbuds | 21 Other Junior |
| 11 Junior, First year in this project | 22 Other Intermediate |
| 12 Intermediate, First year in this project | 23 Other Senior |
| 13 Senior, First year in this project | 34 Club/Team Exhibit |

Renewable Energy

841 100 1__ Renewable Energy — Projects displaying knowledge about renewable energy or sustainable living.

Software Applications

861 100 1__ Software Application, Word Processing - Projects show learning in the area of word processing. Should be original and show members' skills.

861 101 1__ Software Application, Excel/Spreadsheet - Projects that show learning in the area of spreadsheet design and usage. Should be original and show members' skills. Intermediate and senior members are expected to have some formula usage in their project.

861 102 1__ Software Application, Presentation Software - Projects that show learning in the area of presentation design skills. Can be any current presentation software including online versions like Google applications or voicethread.com. Should be original and show members' skills. Youth can also submit video clips of how the presentation was used. (For example: A video clip of the youth using the presentation in a group activity.)

861 103 1__ Software Application, Graphic Design/Digital Imaging - Projects that show learning in the area of graphic design or digital imaging skills. Software can be any current graphic design/digital imaging software including online versions. Should be original and show members' skills.

861 104 1__ Software Application, Database Management - Projects show learning in the area of database management. Should be original and show members' skills. Intermediate and senior members are expected to apply their projects to real world scenarios.

861 105 1__ Software Application, Multimedia Projects - Projects that show learning in the area of multimedia skills. Software can be any current software including online versions. Should be original and show members' skills. In general, multimedia includes a combination of text, audio, still images, animation, or video. Combines multiple content forms.

Programming & Hardware Design

861 100 2__ Programming - Projects that show learning in the area of programming skills. Should be original and show members' skills. Hard copy of program must be submitted, and youth must ensure the program will function or display at Fair. Intermediate and senior members are expected to apply their projects to real world scenarios.

861 100 3__ Hardware Design - Projects that show learning in the area of hardware. Should be original and show members' skills. Youth must ensure the hardware and project will function or display at Fair. Intermediate and Senior members are expected to apply their projects to real world scenarios.

Lego Construction & Robotics

863 102 1__ Lego Construction Display – Any — An original creation built out of Legos. Not robotic.

863 102 3__ Lego Construction Display – Motorized Lego Display — An original motorized lego display (ie: drawbridge, carousel, crane, etc.). Not robotic.

863 103 1__ Robotics — Project should involve youth created robots. They can be created from kits or from miscellaneous parts. All robots will be returned after fair. More weight is given for youth designed projects. Robot and full description of what it is meant to accomplish must be submitted. Robots will be judged on structural stability, creativity, functionality.

GPS/GIS & Geography

860 100 1__ GPS/GIS, Projects - Projects consist of a detailed goal, and multiple applications of either GPS or GIS skills. A conclusion is reached, a problem was evaluated or studied, a solution was found (or the problem was better defined).

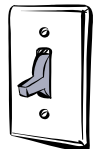
860 101 1__ GPS/GIS, Maps - A map is a single product of the data gathering, manipulation and presentation skills. Maps can be computer generated or hand drawn. Multiple maps should be entered under GPS/GIS projects.

860 200 1__ Geography — Learning and displaying knowledge about geography. Online Ideas: <http://www.myWonderfulWorld.org>

Aerospace/Aeronautics & Rocketry

851 100 1__ Aerospace/Aeronautics— Learning and displaying knowledge about Aerospace or Aeronautics.

852 100 1__ Rocketry— Learning and displaying knowledge about Rocketry.



4-H Electric Energy

Exhibits will be any of the articles included in the project manuals, or other articles that show skills learned. To qualify for judging, an *Electric Energy Explanation Card* must be attached. If a kit is used, indicate on tag. Intermediates and seniors include a schematic diagram.

Fill in blank in class number () with corresponding number:

0. Cloverbuds 1. Junior 2. Intermediate 3. Senior

862 100 00_ Electricity Exhibit



4-H Woodworking

One article or pair of articles made of wood. In writing, describe the type of wood finishes, how the item will be used, operating instructions (if appropriate), and how the item was assembled. Attach a tag indicating what power tools were used (if any) and if a kit was used. Judging criteria are outlined on the *4-H Woodworking Exhibit Scorecard*.

Fill in blank in class number () with corresponding number:

0. Cloverbuds 1. Junior 2. Intermediate 3. Senior

871 100 00_ Woodworking Exhibit



4-H Awards

Note: Application/nomination forms are required for awards marked with an asterisk (*). Pick up forms at the OSU Extension Service.

CATEGORY/AWARD

SPONSOR

GENERAL AWARDS

*Sid & Lillian Johnson 4-H Inspirational Award Rotating trophy & plaque	Tillamook Co. 4-H Leaders Assoc.
*Tillamook County 4-H Leader of the Year Revolving Plaque & Plaque	Tillamook Co. Creamery Assoc.
*Outstanding Home Economics Leader Revolving Trophy & Plaque	Joan Powell Memorial Evergreen Veterinary
Dairy Herdsmanship Award/ Revolving Plaque Herdsmanship Awards/Ribbons	Esplin Dairy Quality Hoof Care Frank Jud Family
Frank Jud Memorial Herdsmanship/\$25 cash	Till. Co. Extension Homemakers
Long term, outstanding 4-H Home Ec. Senior/\$25.00 cash	Tillamook Pomona Grange #9
First Place Outstanding 4-H Fair Exhibitor/\$35 cash	Tillamook Pomona Grange #9
Second Place Outstanding 4-H Fair Exhibitor/\$25 cash	

4-H RECORDS

Junior Champion /\$15.00 cash	The Collett Family
Intermediate Champion /\$25.00 cash	Kiwanis Club of Tillamook
Senior Champion /\$35.00 cash	Jim Kephart Floor Covering, Inc.
Esther Pangborn Memorial Outstanding 4-H Record Rotating plaque	Pangborn family
Most Improved/\$10.00 cash	LRS Construction

4-H PRESENTATIONS

Junior Champion Medallion	Al & Faye Jacques
Junior Team Champions Medallions	The Walker Family
Intermediate Champion Medallion	Glen Linscheid
Intermediate Team Champion Medallions	Dean McKibbin Farmers Insurance
Senior Champion Medallions	Jewel Creek Kennels
Best Clothing Presentation/\$20 gift certificate	Jane's Fabric Patch
Using 100% Honey Sweetener/\$10 each blue & \$5 each red	Oregon State Beekeepers Assoc.
Honey Bees or Beekeeping/\$10 each blue & \$5 each red	Oregon State Beekeepers Assoc.
Dairy-Junior/\$25 cash each blue & \$15 each red	Oregon Dairy Women
Dairy-Intermediate/\$25 each blue & \$15 each red	Oregon Dairy Women
Dairy-Senior/\$25 each blue & \$15 each red	Oregon Dairy Women
Using Lamb or Wool — Int. & Sr. Highest Place Blue/\$10 cash	Oregon Sheep Growers Association
Best Horse Presentation/ \$20 cash award	Dave's Beaver Service
Best Dog Presentation /\$20 cash award	Susan Egnew
Best Small Animal Presentation/ \$20 cash award	Ruth LaFrance
Best Foods Presentation/\$20 cash award	Teri Fladstol
Best Livestock Presentation/\$20 cash award	All Star Appliance
Best Expressive Arts Presentation/\$20 cash award	Phyllis Holmes
Best Science/Engineering/Tech.(SET) Presentation/\$20	Vikon Precision Products

4-H JUDGING CONTESTS

Level 1, 2-3, & 4-6, Clothing Champion /Medallions	Tillamook Bowling Lanes
Level 7-9 Clothing Champion /Medallion	Steven & Nancy Kershaw
Phase 1 Foods Champion /Medallion	Kate Gregg
Phase 2-3 & 4-6 Foods Champions/Medallions	Till. Co. Extension Homemakers
Phase 7-9 Foods Champion /Medallion	The Gregg Family
Jr. Livestock Champion /Medallion & Revolving Trophy	Bayside Market & Deli
Jr. Livestock Champion/\$20 cash award	Misty Meadow Dairy
Int. Livestock Champion /Medallion	Linda Woodward
Int. Livestock Champion /Revolving Trophy	Esplin Dairy Quality Hoof Care
Int. Livestock Champion/\$30 cash award	Misty Meadow Dairy
Sr. Livestock Champion /Medallion	The Wehage Family
Sr. Livestock Champion /Revolving Trophy & \$40 cash award	Misty Meadow Dairy
Overall High Scoring Livestock/Live Animal (feeder)	Rogers Family
Jr. Dairy Champion /Medallion & Revolving Trophy	Wilsonview Dairy, Inc.
Int. Dairy Champion /Medallion & Revolving Trophy	Den-Jo Farm
Sue Durrer Memorial Sr. Dairy Champion / Revolving Trophy & Medallion	Durson Farm
Jr., Int. & Sr. Dog Champion /Medallions	Diana Crouch

HORTICULTURE

High-scoring Jr., Int. & Sr. Champions/ Trophy & \$25 cash	Tillamook Co. Master Gardener Assoc.
Bessie Craven Bennett Memorial Outstanding 4-H Horticulture Award/Revolving Plaque	Till. Co. 4-H Leaders Assoc.
Outstanding Herb Exhibit/ \$25 Gift Certificate	Don's Waterfall Farms

CATEGORY/AWARD

SPONSOR

HONEY BEE EXHIBITS

Blue Awards/\$10 & Red Awards/\$5	Oregon State Beekeepers Assoc.
-----------------------------------	--------------------------------

CLOTHING/KNITTING CONSTRUCTION

Clothing-Skill Levels 1 & 2 Champions /\$10 cash	The Collett Family
Clothing-Skill Level 3 Champion /\$10 cash	The Closet Door
Clothing-Skill Level 4 Champion /\$20 gift certificate	BJ's Fabrics & Quilts
Clothing-Skill Level 5 Champion/\$20 cash	The Closet Door
Clothing-Skill Level 6 Champion /\$20 gift certificate	Creative Fabrics
Clothing-Skill Level 7 Champion -9/\$25 gift certificate	Jane's Fabric Patch
Outstanding Clothing Exhibit/Revolving Trophy & Trophy	Heirloom Creations
High-scoring Jr. & Int. Member / Revolving Trophy & Trophy	LRS Construction
High-scoring Sr. Member/Revolving Trophy & Trophy	Ken Haltiner Real Estate
Overall Knitting Champion/Trophy	Kiwanis Club of Tillamook
Clothing-Skill Level 4/5/6 Highest Blue Using Wool/\$15 cash	Oregon Sheep Growers Association
Clothing-Skill Level 7/8/9 Highest Blue Using Wool/\$15 cash	Oregon Sheep Growers Association
Knitting Phase 1-3 Highest Blue Using Wool/ \$7.50 cash	Oregon Sheep Growers Association
Knitting Phase 4-7 Highest Blue Using Wool/\$10 cash	Oregon Sheep Growers Association

FASHION REVUE

Novice Champion/Medallion	Wassmer Dairy
Junior Champion/Medallion	The Schneidecker Family
Intermediate Champion/Medallion	Tillamook Mini Storage
Senior Champion/Medallion	The Collett Family
Outstanding 4-H Fashion Revue/Revolving Trophy & Plaque	Heirloom Creations
Highest Int. / Sr. Blue Ribbon Using Wool/Yarn/\$15 cash	Oregon Sheep Growers Association
2 nd Highest Int. /Sr. Blue Ribbon Using Wool/ Yarn \$7.50 cash	Oregon Sheep Growers Association

FOODS

High-scoring Junior & Intermediate/Trophies	Sterling Savings Bank
High-scoring Senior/Trophy	The Blue Moon Cafe
Overall High Scoring Foods Member/Revolving Trophy Plaque & \$5 cash	Sterling Savings Bank
Lillian Taylor Memorial Outstanding 4-H Foods Exhibit/Revolving Trophy & Trophy	Teri Fladstol
	Lillian Taylor Memorial

FOOD CONTESTS

Jr., Int., & Sr. Champion/Medallions	Larry & Pam Abrams
Foods of the PNW Contest Blue Ribbons using dairy product(s) Highest Blue Jr., Int. & Sr./\$25.00 cash	Oregon Dairy Women
Foods of the PNW Contest 2 nd Highest Ribbons using dairy product(s) 2 nd Highest Placing Jr., Int. & Sr./\$15.00 cash	Oregon Dairy Women
Champion Mini Meal Using Otter Trawl Fish Int. & Sr./\$25.00 cash	Oregon Trawl Commission
Champion Mini Meal Using Pork Int. & Sr. /\$5 cash	Oregon Pork Producers
Champion Mini Meal Using Lamb Int. & Sr. / \$10 cash	Oregon Sheep Grower Association

ART

Best of Show Art Exhibit/Trophy & \$15 cash	Ron & Joy Jones
---	-----------------

FIBER ARTS

Best of Show Fiber Arts Exhibit/Plaque & \$15 cash	Tillamook Co. Quilters Guild
Outstanding Fiber Arts Exhibitor/Medallion & \$20 cash	Latimer Quilt & Textile Center
Best of Show Quilt/Trophy & \$10 cash	Alice Machado Memorial

PHOTOGRAPHY

Jr., Int., & Sr. Photography Exhibit/Trophies	Jennifer Udenby & Allison Miller
Best of Show Photography Exhibit/Trophy	Pat & Mel Sump, LTC

SCIENCE, ENGINEERING & TECHNOLOGY

Lego Construction Display/Trophy	4-H Lego Building Club
Motorized Lego Construction Display/Trophy	4-H Lego Building Club

CATEGORY/AWARD**SPONSOR****LIVESTOCK AWARDS**

Best of Show-Beef/Buckle
 Best of Show-Sheep/Buckle
 Best of Show-Swine/Buckle
 Best of Show-Dairy Goat/Trophy
 Best of Show - Pygmy Goat/Trophy
 Best of Show - Meat Goat/Trophy
 *Dairy Goat Doe Award/ Live Animal

Pat & Mel Sump, LTC, Marian Dowless
 Billy & Katie Springs
 Ti-su Dairy, Linda Ingles, Lisa Crabtree
 Pieren Logging
 Bayside Market & Deli
 Kaylyn Jones
 Roberta Grunder

LIVESTOCK SHOWMANSHIP

Jr. Beef Showmanship Champion/Medallion
 Int. Beef Showmanship Champion /Medallion
 Sr. Beef Showmanship Champion /Medallion
 Jr. Sheep Showmanship Champion /Medallion
 Int. Sheep Showmanship/ Champion Medallion
 Sr. Sheep Showmanship Champion /Medallion
 Jr. Swine Showmanship Champion /Medallion
 Int. Swine Showmanship/Medallion
 Sr. Swine Showmanship Champion /Medallion
 Grand Champion Pygmy Goat Showmanship/Medallion
 Jr. Dairy Goat Showmanship Champion /Medallion
 Int. Dairy Goat Showmanship Champion /Medallion
 Sr. Dairy Goat Showmanship Champion /Medallion
 Jr., Int. & Sr. Meat Goat Showmanship Champion /Medallion

Pat & Mel Sump, LTC
 Les Schwab Tire Center
 Esplin Dairy Quality Hoof Care.
 Tillamook Tire Service
 Trent Farms
 Jo's Home Salon
 Mark's Custom Painting
 Randy's Dairy Repair
 Esplin Dairy Quality Hoof Care
 Hidden Acres Greenhouse
 Woodard Auto Parts
 Steve & Pattie Schultz
 TP Freight Lines
 Robert & Annie Bishop

DAIRY AWARDS

Best of Show-Dairy Cow/Trophy & \$25 cash
 Best of Show-Dairy Replacement Heifer (4-H/FFA) Trophy
 *Jersey Calf Award/ \$200 to purchase
 reg. Jersey calf in Oregon
 *Kitty Callaway Memorial Calf Award/Brown Swiss Calf

Pioneer Veterinary Hospital
 CHS Nutrition - Tillamook
 T. C. Jersey Club
 Kitty Callaway Memorial

DAIRY SHOWMANSHIP

Jr, Int & Sr Showmanship/Revolving Trophies & Medallions
 Sr. Showmanship/\$35 Cash
 Jr., Int., & Sr. Holstein Showmanship/Halters
 Jr., Int., Sr., Jersey Showmanship/Halters
 Jr., Int., Sr., All Other Breeds Showmanship/Halters

Marvin Pangborn Family
 Oregon Dairy Women
 T. C. Holstein Club
 T. C. Jersey Club
 Rocha Jerseys, Doris & Cris Rocha

HORSE AWARDS

High-Point Horse Member Award/Buckle
 *Junior Elbow Grease Award /Trophy
 Senior Horse Members/Gifts
 *Gail Hartford Memorial Award
 Most Improved Horse Exhibitor/ Trophy

Port Storage
 E & E Auto Body Shop
 Double TT Ranch
 Gail Hartford Memorial
 Zwald Transport

EQUITATION/PERFORMANCE

High-Point English Equitation/Trophy
 Jr.-Novice Western Equitation Champion / Trophy
 Jr. Western Equitation Champion /Trophy
 Int. Western Equitation Champion /Trophy
 Sr. Western Equitation Champion /Trophy
 High-Point Bareback Equitation /Trophy
 Jr. Trail Horse Champion/Trophy
 Int. Trail Horse Champion/Trophy
 Sr. Trail Horse Champion/Trophy
 Ground Training High-Point /Trophy

Oregon Home Mortgage
 Tom & Kelly Prince
 Kristen Jacob Memorial
 Bell's Office Supply
 Tillamook Veterinary Hospital
 Lincoln City Animal Clinic
 Bright Beginnings Preschool
 Sterling Savings Bank
 Cloverdale Veterinary Clinic
 Les Schwab Tire Center

CATEGORY/AWARD**SPONSOR****HORSE SHOWMANSHIP**

Jr.-Novice Showmanship Champion /Medallion
 Jr. Showmanship Champion /Medallion
 Int. & Sr. Showmanship Champion /Medallions

E & E Auto Body Shop
 Pioneer Veterinary Hospital
 Tillamook Co. Creamery Assoc.

WESTERN GAMING

Junior High-Point/Trophy
 Intermediate High-Point/Trophy
 Senior High-Point/Trophy

Mohler Co-op
 Tillamook Farmers Co-op, Inc.
 Double TT Ranch Riders 4-H Club

SMALL ANIMAL AWARDS

Best of Show -Rabbit/Trophy
 Best of Show -Poultry/Trophy
 Best of Show -Pigeon/Trophy
 *Rabbit Doe Award/Live Animal

The Walker Family
 Rocha Jerseys, Doris & Cris Rocha
 Deborah Bowman
 The Walker Family

SMALL ANIMAL SHOWMANSHIP

Jr. Rabbit Showmanship Champion/Medallion
 Int. Rabbit Showmanship Champion /Medallion
 Sr. Rabbit Showmanship Champion /Medallion
 Grand Champion Cavy Showmanship/ Medallion & \$15 cash
 Jr., Int. & Sr. Champion Pigeon Showmanship/Medallion
 Jr. Poultry Showmanship Champion /Medallion
 Int. Poultry Showmanship Champion /Medallion
 Sr. Poultry Showmanship Champion /Medallion

Kimmel's Sporting Goods/Gifts
 Tillamook Co. Creamery Assoc.
 The Foland Family
 H & R Block
 Gina Seufert
 Rocha Jerseys, Doris & Cris Rocha
 Tillamook Co. Creamery Assoc.
 Mark's Custom Painting

DOG SHOWMANSHIP

Jr.-Novice & Jr. Dog Showmanship/Medallions
 Int. & Sr. Dog Showmanship/Medallions

Specialty Oysters
 Donna Nelson

DOG OBEDIENCE/PERFORMANCE

Jr., Int. & Sr. High Score Obedience/Gift
 Jr., Int., & Sr. Top Scoring Dog Agility/Medallions
 Top Handler/Gift

Cristina Egnew
 Diana Crouch
 All Starr Signs

MASTER SHOWMANSHIP FAIR AWARDS

Jr. Master Showmanship Champion/Trophy
 Int. Master Showmanship Champion /Trophy
 Sr. Master Showmanship Champion /Trophy
 Small Animal Master Showmanship Champion/Trophy
 High-Point Master Showmanship/Buckle

Robinson-Carver Heating
 Aaron Dunn Farmers Insurance
 Salal Ridge Dairy Goat Farm
 The Gregg Family
 Jenck Farms



*Thank You To All 2011
 Tillamook County Fair
 4-H Award Sponsors*