


Oregon State University Extension Service  
The Prompter / Rancher Review  
A Union, Baker and Wallowa County Farm & Ranch Newsletter



January– February 2008



We're on the web!! <http://extension.oregonstate.edu/union/index.php>

Darrin L. Walenta  
darrin.walenta@oregonstate.edu  
Union County Extension  
Ag Service Center  
10507 N McAlister Rd Rm 9  
La Grande, OR 97850  
(541) 963-1010  
Toll Free 1-800-806-5274  
Fax (541) 963-1036

John Williams  
john.williams.1@oregonstate.edu  
Wallowa County Extension  
668 NW First St  
Enterprise OR 97828  
(541) 426-3143  
Toll Free 1-888-844-3143  
Fax (541) 426-0243

**OSU**  
**Oregon State**  
UNIVERSITY

**Extension Service**

### Calendar of Events

- Jan 23-24 NW Direct Seed Conference, Kennewick, WA.
- Jan 23 Ties to the Land: Succession Planning for Ranching Families. The Sun Ridge, Baker City. Contact: Baker Co. OSU Extension. 541-523-6418
- Jan 24 OSU-MCAREC Sweet Cherry Symposium, The Dalles. 541-386-3343
- Jan 25 Grapevine Pruning Workshop, Hood River. 541-386-3343
- Jan 28-30 Oregon Horticultural Society Annual Meetings. For more details visit [www.oregonhorticulturalsociety.org](http://www.oregonhorticulturalsociety.org)
- Jan 31 PURS reporting deadline
- Jan 29-31 NW Ag Show. Portland Expo Center. [www.nwagshow.com/showinfo.php](http://www.nwagshow.com/showinfo.php)
- Feb 4 NE OR Private Pesticide Applicator Pre-Exam/General Training-Union
- Feb 6 NE OR Private Pesticide Applicator Pre-Exam/General Training-Wallowa
- Feb 7 NE OR Private Pesticide Applicator Pre-Exam/General Training-Baker
- Feb 11 Bio-energy development opportunities and tax incentives workshop. Mark Kendall, Senior Policy Analyst , Oregon Department of Energy, Stephanie Page, Renewable Energy Coordinator for Oregon Department of Ag. Two identical sessions available. Call the Union County Extension office for times & location. 541-963-1010

*Oregon State University Extension Service offers educational programs, activities, and materials without discrimination based on race, color, religion, sex, sexual orientation, national origin, age, marital status, disability, or disabled veteran or Vietnam-era veteran status. Oregon State University Extension Service is an Equal Opportunity Employer.*

## Workshops, Seminars, and Training Events

*(Continued from page 1)*

- Feb 12 SAIF Ag Safety Workshop. Discovery Center, The Dalles. 800-285-8525.
- Feb 14 Statewide Wheat Marketing Meeting (Union, Baker, Wallowa Co.)  
Topic: Fertilizer!
- Feb 19 Annual Union Co. Seed and Wheat Growers Assoc. meeting
- March 13 Statewide Wheat Marketing Meeting (Union, Baker, Wallowa Co.)
- April 10 Statewide Wheat Marketing Meeting (Union, Baker, Wallowa Co.)
- May 8 Statewide Wheat Marketing Meeting (Union, Baker, Wallowa Co.)



### Statewide Wheat Marketing Meeting Schedule for 2008

***“Every 2<sup>nd</sup> Thursday of the Month from 8 to 9 a.m.”***

If you have a vested interest in marketing wheat, plan on attending one of the monthly statewide wheat marketing meetings brought to you by the Oregon Wheat Growers League, BMCC Farm Business Management Program, and OSU Extension Service. Meetings generally last from 8 to 9 a.m. Objectives for participants are to:

- Learn commodity marketing fundamentals and techniques.
- Identify current marketing trends and opportunities.
- Learn how to apply marketing techniques and how to analyze different strategies.
- Discuss other topics related to the economics of producing wheat.

Participants across the state are linked together via Polycom thus enabling interaction with guest speakers, grain marketers, and growers without having to drive out of the county! Visit one of the following OSU Extension Service county offices to participate: Union, Baker, Wallowa, Sherman, Umatilla, Morrow, Gilliam, Wasco, Klamath, and Malheur. Please be advised that dates, times, and locations are subject to change!

***RSVP Required!! Only a limited number of county Extension Office sites can be connected! All you have to do is call your local OSU Extension office and let us know you plan to attend a particular meeting! County connection sites will not be included if no one plans to participate (determined by number of RSVPs).***

## Workshops, Seminars, and Training Events

### February 2008 NE OR Private Pesticide Applicator Pre-Exam & General Training

If you can answer "yes" to any of the following questions, plan on attending one of the free NE Oregon training sessions conducted by your local OSU Extension Service.

*Need to take an exam for a Private Pesticide Applicator license?*


*Need to take a Laws and Safety exam for either a Public or Commercial license?*

*Need general pesticide applicator re-certification credit?*

- February 4 (Mon.) Union County - Agriculture Service Center Conference Room, Island City.  
Contact: Darrin L. Walenta, Union Co. Extension Service  
10507 N. McAlister Road, La Grande OR 97850 Phone: 963-1010
- February 6 (Wed.) Wallowa County - Cloverleaf Hall, Enterprise.  
Contact: John Williams, Wallowa Co. Extension Service  
668 NW 1st St., Enterprise OR 97828 Phone: 426-3143
- February 7 (Thurs.) Baker County—OSU Extension Service Conference Room, Baker City.  
Contact: Cory Parsons, Baker Co. Extension Service  
2610 Grove Street Baker City OR 97814 Phone: 523-6418

#### Agenda

- 9:45 – 10:00 a.m. Welcome and Orientation. Host County
- 10:00 – 10:45 a.m. Pesticide Safety and PPE. Darrin Walenta-OSU
- 10:45 – 11:15 a.m. State/Federal Recordkeeping. Darrin Walenta-OSU
- 11:15 – noon Math for Applicators. Gary Kiemnec and John Williams-OSU
- noon – 12:30 p.m. Lunch (please bring your lunch)
- 12:30 – 1:00 p.m. Review Math Exercise
- 1:00 – 2:00 p.m. Grasshopper IPM. Helmuth Rogg-ODA
- 2:00 – 2:15 p.m. Break
- 2:15 – 3:15 p.m. Pesticide Labels and Formulations. Janice Cowan-OSU



***Please RSVP by calling your local OSU Extension Service office!*** The training will be held in 2 consecutive sessions which offer 2 credit hours for the AM session and 3 credit hours for the PM session. If you attend both sessions you will receive a total of 5 pesticide applicator re-certification credits. Either session is optional. Do you need an exam? If so, set up an appointment with the Union-Baker ESD by calling 541-963-4106.

## Workshops, Seminars, and Training Events

### Additional Pesticide Applicator Re-certification Opportunities:

Looking for additional opportunities to obtain Oregon pesticide applicator re-certification credit? You can search the ODA data base (at your convenience) for upcoming accredited courses by visiting the Pesticides Division website at <http://egov.oregon.gov/ODA/PEST/index.shtml> and following the links under "Re-certification". ODA has expanded the search capabilities of the database which now enables you to search for 1) Live classes; 2) CORE classes; 3) Internet classes; 4) Correspondence classes; and 5) CD classes by simply clicking on the appropriate "Quick Link". Contact information is provided if you are interested in learning more about a particular course.




### Reminder – Report Pesticide Use in PURS!

Don't forget to report your 2007 pesticide use by January 31, 2008. Oregon law requires that all applications of general and restricted use pesticides by licensed and non-licensed applicators be reported on-line by the deadline date. If you need access to a computer and the internet, visit your local library or Extension Office. The PURS system can be accessed at <http://oregon.gov/ODA/PEST> and click on "PURS".

### Eastern Oregon Weed Control Research - 2007

Dr. Dan Ball, Weed Scientist at OSU Columbia Basin Agricultural Research Center-Pendleton, has just released the 2007 Eastern Oregon Weed Control Research Report. The report is a summary of weed management and soil persistence research conducted last year in wheat, chickpeas, green peas, Roundup Ready® canola, chemical fallow, and grass seed crops including Kentucky bluegrass, tall fescue, and perennial ryegrass. The report is available online at <http://oregonstate.edu/weeds> or a printed copy may be requested by contacting Dan at 541-278-4394 or by email [daniel.ball@oregonstate.edu](mailto:daniel.ball@oregonstate.edu).



## Other News & Information:

### Update from the Union County Farm Service Agency

**Open House:** The USDA Ag Service Center (Farm Service Agency, Rural Development and Natural Resources Conservation District) has moved to a new office location at: 1901 Adams Avenue. The USDA will host an open house on January 30<sup>th</sup> from 10 a.m. to noon.

**Crop Disaster Program (CDP) Sign-Up:** FSA is currently accepting CDP applications from growers who suffered quantity losses to their crops from natural disasters/related conditions that occurred in 2005, 2006, or 2007 (producers must pick only one year to receive benefits). Producers must have suffered a 35% or greater loss in quantity and multi peril crop insurance or NAP coverage to be eligible for CDP.

**Livestock Compensation Program (LCP):** Union Co. livestock producers are now eligible for LCP program which provides benefits to livestock producers who suffered 2007 feed losses resulting from the 2007 crop year drought.

If you have any questions regarding any FSA programs, please call Jennifer Isley, Union Co. CED, at 963-4178.

### New Publications

(available online at <http://extension.oregonstate.edu/catalog/>!)

EC 819 Growing Tree Fruits and Nuts in the Home Orchard. Revision. \$2.00

EC 1613-E A Pocket Guide to Common Natural Enemies of Crop and Garden Pests in the Pacific Northwest (available only online). New. No charge.

PNW 604 Sweet Cherry Cultivars for the Fresh Market. New. \$2.00

EM 8936-E Organic Fertilizer Calculator: A Tool for Comparing the Cost, Nutrient Value, and Nitrogen Availability of Organic Materials. New. No charge.

PNW 599-E Acidifying Soil for Crop Production: Inland PNW. New. No charge.

PNW 596 Silver Scurf Management in Potatoes. New. \$2.50.





## Winter Cold Stress On Cattle

Steve Boyles, Ohio State University Beef Extension Specialist and Jeff McCutcheon, Knox County ANR Agent

**John Paterson, Editor**  
*Extension Beef Specialist*  
[johnp@montana.edu](mailto:johnp@montana.edu)  
 406.581.3492

**Clint Peck**  
*Director of Beef Quality Assurance*  
[cpeck@montana.edu](mailto:cpeck@montana.edu)  
 406.874.8286

**Rachel Endecott**  
*Extension Beef Specialist*  
[rachelendecott@montana.edu](mailto:rachelendecott@montana.edu)  
 406.874.8286

**Mo Harbac**  
*Research and Education Coord.*  
 406.994.4323

**Dennis Cash**  
*Extension Forage Specialist*  
 406.994.5688  
[dcash@montana.edu](mailto:dcash@montana.edu)

**Web pages:**  
[www.mtbga.org](http://www.mtbga.org)

[www.animalrangeextension.montana.edu](http://www.animalrangeextension.montana.edu)

[www.mtbeefnetwork.org/](http://www.mtbeefnetwork.org/)

Factors that create stress during the winter months are cold, wind, snow, rain and mud. The primary effect on animals is due to temperature. All these factors alter the maintenance energy requirement of livestock. Maintenance requirement can be defined as the nutrients required for keeping an animal in a state of balance so that body substance is neither gained or lost. An interesting thing to note is that while energy requirements increase, protein requirements remain the same.

Some published sources contain nutrient requirements for beef cattle that include guidelines for adjusting rations during winter weather. Even without published sources, competent livestock producers realize the need for more feed during cold weather. Make sure that water is available. If water is not supplied, cattle will reduce feed intake.

Daily dry matter intake of beef cows with respect to temperature

Temp. F	<5	5-22	22-41	41-59	59-77	77-59	>95
Intake, % change	1.16	1.07	1.05	1.03	1.02	0.90	0.65

The metabolic response to the stimulus of cold involves practically all the systems of the body. The striated muscles shiver, the heart beats faster, breathing becomes deeper, urine flow is increased and the sympathetic and pituitary controlled systems are activated so to elevate biological oxidations (energy expenditure or heat production) in all tissues. The result is an increase in the cow's requirements for energy.

Spring calving cows, and particularly heifers, in poor body condition are at risk for calving problems. The result may be lighter, weaker calves at birth which can lead to a higher death loss, and more susceptibility to things such as scours.

Animals in poor condition before calving, provide inferior colostrum and lower milk production. This can lead to lighter weaning weights or fewer pounds of calf to sell. Females that are in less than desirable body condition at calving are slower to return to estrus. Therefore body condition at calving affects the current calf crop (mild production) and next year's calving date (rebreeding date).

In most years hay and stockpiled forage can adequately provide the needed nutrients, but it can vary widely and should be tested to make sure it is adequate. Your local Extension Office may have a test probe and can help you with submitting the sample to a laboratory.

There is a range of temperature where cattle are neither too hot nor too cold and their performance is optimal. This temperature range is called the thermoneutral zone. It is the temperature range where the fewest nutrients are needed to maintain bodily functions. For cattle the lower temperatures of the thermoneutral zone are shown in Table 1. All of the critical temperatures listed are effective ambient temperatures, which basically means the wind chill temperature is used if the cattle are not sheltered. The critical temperatures also take into consideration the insulating ability of the cattle, as shown by the change between a wet and dry coat.

Table 1. Estimated lower Critical Temperatures for Beef Cattle\*

Coat Description	Critical Temperature
Summer Coat or Wet	60 degrees F
Dry Fall Coat	45 degrees F
Dry Winter Coat	32 degrees F
Dry Heavy Winter coat	19 degrees F

\*From Brownsen, R. & Ames D. "Winter Stress in Beef Cattle" Cattle producer's Library. CL760

If we have a choice, snow is preferred to a cold rain. We lose what is called "air insulation" in cattle that get wet versus those that are out in the snow. The air pockets between hair fibers are a source of insulation. We lose this insulation when hair gets matted down in a cold rain. The result is that the Dry Winter coat goes from having a critical temperature of 32 degrees F to about 59-60 degrees F.

From several studies it is estimated that for every one degree below the critical temperature a cow's energy requirement (TDN) increases 1 percent. It is also estimated that for every ten degrees below the critical temperature the digestibility of the ration decreases by 1 percent. This means that when the temperature

drops below the critical temperature the cattle need to be fed better. It may be that more or better hay needs to be fed.

Table 2. Example of Effect of Temperature on Energy Needs

Effective Temperature	Extra TDN Needed (lbs./cow/day)	Extra hay Needed (lbs./cow/day)	or, Extra Grain Needed, (lbs/cow/day)
50F	0	0	0
+30F	0	0	0
10F	20%	3.5-4 lbs	2-2.5 lbs
-10F	40%	7-8 lbs	4-6 lbs.

Besides cold weather effecting cattle performance producers have another thing to consider during winter, mud. It is less clear what effect mud has on a cow's energy requirements but it is estimated that it can increase the maintenance requirement from 7-20%. If cattle have to deal with mud then their ration should also be improved, to help avoid the consequences listed above.

Another tool producers have to help determine if what they are feeding is adequate, besides forage testing, is Body Condition Scoring (BCS). In the last trimester of pregnancy a cow should have a score of 5, 6 or 7 on a 1-9 scale. If a cow is going down in BCS then the ration is inadequate and should be improved.

## Can You Predict Cheatgrass Seed Production?

If you battle downy brome (alias cheatgrass), *Bromus tectorum*, in your cropping systems, I encourage you to give the downy brome phenology model a try this spring to predict downy brome growth and seed development. The phenology model can be accessed via Dan's weed web site and has been validated for the inland Pacific Northwest by Dan Ball and Len Coop.

Visit the OSU integrated plant center at: <http://pnwpest.org/wea/>. For access to other specific pest phenology models or a general growing degree day calculator for use in your own pest management planning needs.



Hitchcock, A.S., 1950.  
*Manual of the grasses of  
the United States.*

JAN 2008

PROMPTER/RANCHER REVIEW

PRRST STD  
U.S. POSTAGE PAID  
LA GRANDE, OR  
PERMIT NO. 204

OSU EXTENSION SERVICE  
UNION COUNTY OFFICE  
10507 N McALISTER RD RM 9  
LA GRANDE OR 97850  
RETURN SERVICE REQUESTED

**OSU**  
Oregon State  
UNIVERSITY  
Extension Service  
Union County