





Managing Your Forest Survey











Description:





Date Created: 10/8/2010 3:10:01 PM

Date Range: 10/18/2010 12:00:00 AM - 11/30/2010 11:59:00 PM







Total Respondents: 9

Q1. Overall, how satisfied were you with the program?			
Count	Percent		
8	88.89%		Very satisfied
1	11.11%		Moderately satisfied
0	0.00%		Moderately dissatisfied
0	0.00%		Very dissatisfied
9 Respondents			

Q2. What did you like the most about this module?			
Count	Percent		
9	100.00%		
Count	Percent		
1	11.11%		High quality content and delivery.
1	11.11%		I had to laugh at the Moose being hooked up to the log. That was a good one. The whole thing was good. I would suggest showing this at our meeting for OSWA in Yamhill County. I want permission to show this. I can be reached at rentals4u@msn.com It reinforced what the master woodland manager courses had taught me.. It was great and I love OSU and the folks who provide this information. I am going to make my sons watch this.. Thank You!
1	11.11%		I liked the pace at which it was presented & how each part talked briefly about the previous part & then about what was going to come in the current part & then at the end it ;gave a summary of the current part. It was easy to learn from it or im my case refresh my recollection of the subject under discussion.
1	11.11%		I liked the separation of subject matter into the 9 sections. That made it easy to find a specific subject to view and review.
1	11.11%		I thought the sections were very thorough and efficiently done. but
1	11.11%		Information is clear & concise.
1	11.11%		It was a lot like listening to an instructor in person as opposed to just reading written material. I found that that made it easier to absorb the material.
1	11.11%		Since I am not a professional forester . . . I now have a more complete understanding of tree growth processes. Plus, I learned a few new words and how to pronounce them. This is the first of the modules that I want to re-run for further study.
1	11.11%		The outline lead the viewer right through the process so there were no surprises. The information was excellent and well presented. Slides were generally well designed and easy to follow. I liked being able to stop, pause or look back at the slides whenever I needed to do so.
9 Respondents			


Q3. What suggestions do you have to improve the module?			
Count	Percent		
9	100.00%		
Count	Percent		
1	11.11%		Bob's voice sometimes goes "soft" and a few words were hard to hear. I found myself turning up my speaker. Otherwise, great. The speaking pace is fast and will chall
1	11.11%		Explain to folks when and where the entire program will come to them (future modules).
1	11.11%		I have several items or slides to comment on. 1. Goals & Objectives - The volume varied too much among the various slides. The audio for slides 15 (Streams) and 20 (Agroforestry) were the same. 2. Site Factors - Slide 8 did not have a "picture on the right" as commented on by the speaker. Slide 11 the South and North need to be adjusted to keep the "h" on the same line as the rest of the word. Slide 18 the "b" should be "by". Slide 30 the second bullet come onto the screen too soon (before the speaker gets to it). 3. Silviculture Systems - Slide 32, the first bullet has








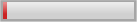
the word "area" and I think it should be "are". 4. How Forests Grow - Slide 8, the next to last line "thought" should be "though". Slide 12, there is a box around "D", "CD" and "S" but not "I" so probably want to put a box around the intermediate too. Slide 17, when the black box with blue font comes up, it is difficult to read. Might want to select different colors.

1	11.11%		I think this is a great teaching tool! I thought it might have been nice to link some other publications to the modules (perhaps with the little paper clips at the bottom of each slide). For example, being able to access and maybe print density guidelines for various species.
1	11.11%		I'll list them on a separate sheet and email to Bob Parker. So far, this questionnaire appears to be an awful method to provide useful feedback.
1	11.11%		I'm hard pressed to come up with anything. I think you guys hit a home run.
1	11.11%		In the site factors section, the words for Slide 8 went with the diagrams on slide 7. Otherwise I could not recommend any changes.
1	11.11%		Not knowing if you intend to do this "live" with an audience or not, I'd say it should be less scripted (or less scripted sounding). Also, doing the sessions live will allow for audience participation, Q&A, feedback, etc.
1	11.11%		Sometimes the speaker will be speaking and there is no picture being shown. I would also like to blow up some of the pictures so I could exam them more closely.

9 Respondents






Q4. Was there anything missing from the module that you think should be added?

Count	Percent	
8	100.00%	

Count	Percent		
1	12.50%		Don't know of anything that should be added.
1	12.50%		Great presentation. Nicely done, Very clear. Reinforces MWM training.
1	12.50%		I thought it was quite thorough and covered the material very well. I hope that you will develop other courses for other aspects of forestry. They are a great educational resource!
1	12.50%		I thought it was very thorough and balanced.
1	12.50%		no
1	12.50%		No, it seems pretty complete. I didn't immediately think of questions.
1	12.50%		No.
1	12.50%		Not that I can think of.

8 Respondents

Q5. Please rate the overall quality of the following aspects of media in the program: - Sound

Count	Percent		
6	66.67%		Excellent
3	33.33%		Good
0	0.00%		Average
0	0.00%		Below average
0	0.00%		Poor

9 Respondents

Q6. Please rate the overall quality of the following aspects of media in the program: - Graphics

Count	Percent		
8	88.89%		Excellent
0	0.00%		Good
1	11.11%		Average
0	0.00%		Below average
0	0.00%		Poor
9 Respondents			

Q7. Please rate the overall quality of the following aspects of media in the program: - Photos

Count	Percent		
7	77.78%		Excellent
1	11.11%		Good
0	0.00%		Average
1	11.11%		Below average
0	0.00%		Poor
9 Respondents			

Q8. Please rate the overall quality of the following aspects of media in the program: - Video

Count	Percent		
6	66.67%		Excellent
1	11.11%		Good
1	11.11%		Average
0	0.00%		Below average
1	11.11%		Poor
9 Respondents			

Q9. Did you get any error messages anywhere in the module?

Count	Percent		
0	0.00%		Yes
9	100.00%		No
9 Respondents			

Q10. Did you find any features in the module that didn't seem to work?

Count	Percent														
2	22.22%		Yes (please specify)												
<table border="1"> <thead> <tr> <th>Count</th> <th>Percent</th> <th></th> <th></th> </tr> </thead> <tbody> <tr> <td>1</td> <td>50.00%</td> <td></td> <td>If you want the introductory module to be viewed first, put it at the top of the list.</td> </tr> <tr> <td>1</td> <td>50.00%</td> <td></td> <td>see answer to 3 above.</td> </tr> </tbody> </table>				Count	Percent			1	50.00%		If you want the introductory module to be viewed first, put it at the top of the list.	1	50.00%		see answer to 3 above.
Count	Percent														
1	50.00%		If you want the introductory module to be viewed first, put it at the top of the list.												
1	50.00%		see answer to 3 above.												
7	77.78%		No												
9 Respondents															

Q11. Was "Technical Help on Using the Module" helpful?

Count	Percent		
7	77.78%		Yes
2	22.22%		No
9 Respondents			

Q12. Did the introductory video play correctly?

Count	Percent		
8	88.89%		Yes
1	11.11%		No
9 Respondents			

Q13. Was the introductory video a valuable addition to the program?

Count	Percent		
8	88.89%		Yes
1	11.11%		No
9 Respondents			

Q14. Please indicate the level of usefulness of the following items: - The section icons

Count	Percent		
3	33.33%		Extremely useful
5	55.56%		Very useful
1	11.11%		Moderately useful
0	0.00%		Slightly useful
0	0.00%		Not at all useful
9 Respondents			

Q15. Please indicate the level of usefulness of the following items: - The section description

Count	Percent		
4	44.44%		Extremely useful
4	44.44%		Very useful
1	11.11%		Moderately useful
0	0.00%		Slightly useful
0	0.00%		Not at all useful
9 Respondents			

Q16. Please indicate the level of usefulness of the following items: - The Table of Contents in each section

Count	Percent		
6	66.67%		Extremely useful
2	22.22%		Very useful
1	11.11%		Moderately useful
0	0.00%		Slightly useful
0	0.00%		Not at all useful
9 Respondents			

Q17. Please indicate the level of usefulness of the following items: - The ability to move back and forth within each individual section at your discretion

Count	Percent		
5	55.56%		Extremely useful
3	33.33%		Very useful
1	11.11%		Moderately useful
0	0.00%		Slightly useful
0	0.00%		Not at all useful
9 Respondents			

Q18. Was the program an appropriate length?

Count	Percent		
0	0.00%		A little long
9	100.00%		About right
0	0.00%		Too short
9 Respondents			

Q19. Please rate the amount information delivered in the module:

Count	Percent		
0	0.00%		Too much
9	100.00%		About right
0	0.00%		Too little
9 Respondents			

Q20. How was the pace of the narration?

Count	Percent		
0	0.00%		Too slow
8	88.89%		About right
1	11.11%		Too fast
9 Respondents			




Q21. Please rate the overall communication effectiveness of the combined video, Power Point slides, still photos, and audio elements used in the program:

Count	Percent		
3	33.33%		Extremely effective
5	55.56%		Very effective
1	11.11%		Moderately effective
0	0.00%		Slightly effective
0	0.00%		Not at all effective
9 Respondents			





Q22. Please tell us specifically what you feel needs to be changed about the overall communication:

Count	Percent	
0	0.00%	
0 Respondents		

Q23. Please indicate the quality of the following characteristics of the slides: - Amount of information

Count	Percent		
8	100.00%		Excellent
0	0.00%		Good
0	0.00%		Average
0	0.00%		Below average
0	0.00%		Poor
8	Respondents		





Q24. Please indicate the quality of the following characteristics of the slides: - Font size of the text

Count	Percent		
6	75.00%		Excellent
2	25.00%		Good
0	0.00%		Average
0	0.00%		Below average
0	0.00%		Poor
8	Respondents		




Q25. Please indicate the quality of the following characteristics of the slides: - Overall slide "readability"

Count	Percent		
7	87.50%		Excellent
1	12.50%		Good
0	0.00%		Average
0	0.00%		Below average
0	0.00%		Poor
8	Respondents		






Q26. Please indicate the quality of the following characteristics of the slides: - Transitions between slides

Count	Percent		
5	62.50%		Excellent
2	25.00%		Good
1	12.50%		Average
0	0.00%		Below average
0	0.00%		Poor
8	Respondents		

Q27. After using this program, how would you rate the Adobe Presenter format as a tool that meets your educational needs?

Count	Percent		
8	100.00%		Great potential
0	0.00%		Moderate potential
0	0.00%		Some potential
0	0.00%		Slight potential
0	0.00%		No potential at all
8	Respondents		

Q28. Please indicate your level of agreement with the following statement: The objectives of the module were clear.

Count	Percent		
5	62.50%		Strongly agree
3	37.50%		Agree
0	0.00%		Neutral
0	0.00%		Disagree
0	0.00%		Strongly disagree
8 Respondents			





















Q29. This emphasis of this first module in the "Managing Your Forestland" series is Silviculture. How would you rate the extent to which your knowledge of Silviculture increased after using the module?

Count	Percent		
0	0.00%		A great deal
2	25.00%		Considerably
5	62.50%		Moderately
1	12.50%		Slightly
0	0.00%		Not at all
8 Respondents			





Q30. Are there some areas in Silviculture that are unclear and you would like to know more about?

Count	Percent	
7	100.00%	
7 Respondents		






Q31. Would you like to see more modules offered in this format?

Count	Percent																														
7	87.50%		Yes (please specify subjects you are interested in)																												
<table border="1"> <thead> <tr> <th>Count</th> <th>Percent</th> <th></th> <th></th> </tr> </thead> <tbody> <tr> <td>1</td> <td>14.29%</td> <td></td> <td>All the sumbecks that are taught in the MWM program so whenever I wanted to I could refresh my knowledge.</td> </tr> <tr> <td>1</td> <td>14.29%</td> <td></td> <td>Any new information, Money available to help with thinning. I will watch anything you got.. Still love the moose.</td> </tr> <tr> <td>1</td> <td>14.29%</td> <td></td> <td>Diagnosing and addressing forest health problems. Identifying specific tree diseases.</td> </tr> <tr> <td>1</td> <td>14.29%</td> <td></td> <td>Inventory techniques seems like a good topic to cover this way. Forest insects & disease diagnosis and treatment would be good. Topics such as taxes and forest practices regulations would be nice to cover but I suspect they change too rapidly to make this a good approach for teaching them.</td> </tr> <tr> <td>1</td> <td>14.29%</td> <td></td> <td>Succession of the property</td> </tr> <tr> <td>1</td> <td>14.29%</td> <td></td> <td>wildlife habitat woodland economics (NPV, IRR, etc.) small-scale logging (ATV, tracotr, etc.) marketing</td> </tr> </tbody> </table>				Count	Percent			1	14.29%		All the sumbecks that are taught in the MWM program so whenever I wanted to I could refresh my knowledge.	1	14.29%		Any new information, Money available to help with thinning. I will watch anything you got.. Still love the moose.	1	14.29%		Diagnosing and addressing forest health problems. Identifying specific tree diseases.	1	14.29%		Inventory techniques seems like a good topic to cover this way. Forest insects & disease diagnosis and treatment would be good. Topics such as taxes and forest practices regulations would be nice to cover but I suspect they change too rapidly to make this a good approach for teaching them.	1	14.29%		Succession of the property	1	14.29%		wildlife habitat woodland economics (NPV, IRR, etc.) small-scale logging (ATV, tracotr, etc.) marketing
Count	Percent																														
1	14.29%		All the sumbecks that are taught in the MWM program so whenever I wanted to I could refresh my knowledge.																												
1	14.29%		Any new information, Money available to help with thinning. I will watch anything you got.. Still love the moose.																												
1	14.29%		Diagnosing and addressing forest health problems. Identifying specific tree diseases.																												
1	14.29%		Inventory techniques seems like a good topic to cover this way. Forest insects & disease diagnosis and treatment would be good. Topics such as taxes and forest practices regulations would be nice to cover but I suspect they change too rapidly to make this a good approach for teaching them.																												
1	14.29%		Succession of the property																												
1	14.29%		wildlife habitat woodland economics (NPV, IRR, etc.) small-scale logging (ATV, tracotr, etc.) marketing																												
1	12.50%		No																												
8 Respondents																															

Q32. Do you have any additional comments about any aspect of the program?

Count	Percent										
6	75.00%		Yes (please share)								
<table border="1"> <thead> <tr> <th>Count</th> <th>Percent</th> <th></th> <th></th> </tr> </thead> <tbody> <tr> <td>1</td> <td>16.67%</td> <td></td> <td>Again, not knowing if the intent is to do these live... they should be done live with audience participation then archived for future viewing by folks who couldn't participate in the live presentation. Peter Smallidge at Cornell does a stellar job with the live/archived model.</td> </tr> </tbody> </table>				Count	Percent			1	16.67%		Again, not knowing if the intent is to do these live... they should be done live with audience participation then archived for future viewing by folks who couldn't participate in the live presentation. Peter Smallidge at Cornell does a stellar job with the live/archived model.
Count	Percent										
1	16.67%		Again, not knowing if the intent is to do these live... they should be done live with audience participation then archived for future viewing by folks who couldn't participate in the live presentation. Peter Smallidge at Cornell does a stellar job with the live/archived model.								

Check out some of the archived prestations here - <http://www2.dnr.cornell.edu/ext/forestconnect/web/schedule.htm> Overall, the presentaitons were great, but if you're not going to do them live (and you really should do them live), then the narration should be less scripted, more relaxed, more like the presenters are talking to people than reading. Also, in the goals/objectives module, the agroforestry slide repeated the narration from the streams slide.

1	16.67%		I think this has great potential as an educational tool. I would urge you to continue developing and using it.
1	16.67%		I used the technical section only to see what was in it & to see if I could make the introductory video bigger. It didn't tell me but it was very good at saying how to use what was there, most of which I had already figured out by clicking on various stuff. I would have liked to have made the introductory video bigger but couldn't figure out how to do it. Maybe you could mke it so that when you clicked on it that it automatically went to a full screen mode.
1	16.67%		I want to run this entire video at our oswa meeting in Yamhill County.. Or would Bob Parker be available as a speaker to show this at oswa Yamhill County, Contact Terry @ (503) 476-7568 I do not give praise often.. This was great!
1	16.67%		This questionnaire is awful (but the module is great). For most of the radio buttons I would like to write a comment but the form provides no opportunity to do so. Send the people who created the questionnaire to a re-education camp.
1	16.67%		This was a great format. Although I know most of the topics, it was a very efficient way to refresh my knowledge. I would think that the level of instruction and pace would also be very good for a novice forest land owner.

2 25.00%  No

8 Respondents