

# USDF INTRODUCTORY LEVEL — TEST A

*(Walk—Trot)*

## 2007

**REQUIREMENTS:**

- Free walk
- Medium walk
- Working trot rising
- 20 meter circle at B & E
- Halt through walk

NO.

	TEST	DIRECTIVE IDEAS	POINTS	COEFFICIENT	TOTAL	REMARKS
1.	<b>A</b> <b>X</b>	Enter working trot rising. Halt through medium walk. Salute - Proceed medium walk.				
2.	<b>C</b>	Track right medium walk.				
3.	<b>M</b>	Working trot rising.				
4.	<b>B</b>  <b>B</b>	Circle right 20 meters, working trot rising.  Straight ahead.		2		
5.	<b>Between B &amp; F</b>	Medium walk.				
6.	<b>K-X-M</b> <b>M</b>	Free walk. Medium walk.		2		
7.	<b>C</b>	Working trot rising.				
8.	<b>E</b> <b>E</b>	Circle left 20 meters, working trot rising. Straight ahead.		2		
9.	<b>A</b> <b>X</b>	Down Centerline. Halt through medium walk. Salute.				

Leave arena in free walk. Exit A

**COLLECTIVE MARKS:**

Gaits (freedom and regularity)		1		
Impulsion (desire to move forward, relaxation of the back)		2		
Submission (attention and confidence; harmony, lightness and ease of movements; acceptance of the aids with nose slightly in front of the vertical.)		2		
Rider's position and seat; correctness and effect of the aids.		3		

200

**FURTHER REMARKS:**

**SUBTOTAL** \_\_\_\_\_  
**ERRORS** (- \_\_\_\_\_)  
**TOTAL POINTS** \_\_\_\_\_

**2007**  
**INTRODUCTORY LEVEL — TEST A**  
 Walk—Trot

USDF  
 Introductory  
 Level Test

**A**

This unique series of tests provides an opportunity for the horse and/or rider new to dressage to demonstrate elementary skills. The tests have been designed to encourage correct performance and to prepare the horse for the transition to the USEF tests.

**AVERAGE TIME**

6:00 Standard Arena  
 5:00 Small Arena  
 (Possibly longer for schooling shows)

**Instruction:**

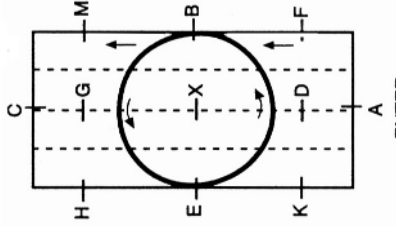
- All trot work to be ridden rising. Transitions from walk to trot and trot to walk may be performed through sitting trot with the objective of performing a smooth transition.
- Turns from center line to long side and long side to center line should be ridden as a half circle, touching the track at a point midway between the center line and the corner, and vice versa.

**Comment:**

Horses should be ridden on a light but steady contact, with the exception of the free walk in which the horse is allowed complete freedom to lower and stretch out the head and neck.

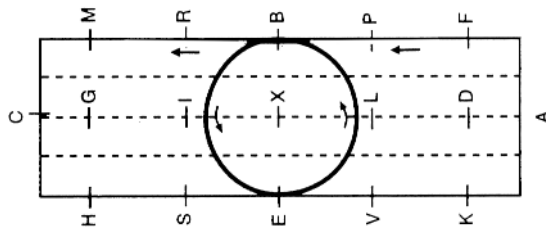
**SMALL ARENA (20 meters x 40 meters)**

movement 4, 8



**LARGE ARENA (20 meters x 60 meters)**

movement 4, 8



Heavy lines show the pattern to be ridden. Thinner, dashed lines should not be ridden and are pictured only to show the size and shape of arcs in the figures

Points \_\_\_\_\_ Percent \_\_\_\_\_

**MAXIMUM POSSIBLE POINTS: 200**

**FINAL SCORE**

Name of Judge \_\_\_\_\_

Signature of Judge \_\_\_\_\_



UNITED STATES *Dressage* FEDERATION, INC.  
 4051 IRON WORKS PARKWAY • LEXINGTON, KY 40511  
 PHONE: 859/971-2277 • FAX: 859/971-7722  
 E-MAIL: USDRSSAGE@USDF.ORG • INTERNET: WWW.USDF.ORG

# USDF INTRODUCTORY LEVEL — TEST B

*(Walk—Trot)*

## 2007

**REQUIREMENTS:**

Free walk - broken line

Medium walk

Working trot rising

20 meter circle at E

Halt through walk

NO.

	TEST	DIRECTIVE IDEAS	POINTS	COEFFICIENT	TOTAL	REMARKS
1.	<b>A</b> <b>X</b>	Enter working trot rising. Halt through medium walk. Salute - Proceed working trot rising.				
2.	<b>C</b>	Track left working trot rising.				
3.	<b>E</b>  <b>E</b>	Circle left. 20 meters working trot rising.  Straight ahead.		2		
4.	<b>F-X-H</b>	Change rein working trot rising.				
5.	<b>Between C &amp; M</b>	Medium walk.				
6.	<b>M-X-F</b> <b>F</b>	Free walk on two diagonals. Medium walk.		2		
7.	<b>A</b>  <b>E</b> <b>E</b>	Working trot rising.  Circle right 20 meters. Straight ahead.		2		
8.	<b>M-X-K</b>	Change rein working trot rising.				
9.	<b>A</b> <b>X</b>	Down center line. Halt through medium walk. Salute.				

Leave arena in free walk. Exit A

**COLLECTIVE MARKS:**

Gaits (freedom and regularity)		1		
Impulsion (desire to move forward, relaxation of the back)		2		
Submission (attention and confidence; harmony, lightness and ease of movements; acceptance of the aids with nose slightly in front of the vertical.)		2		
Rider's position and seat; correctness and effect of the aids.		3		

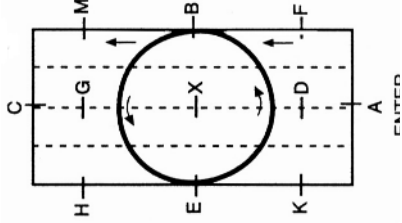
200

**FURTHER REMARKS:**

**SUBTOTAL** \_\_\_\_\_  
**ERRORS**           (– \_\_\_\_\_)  
**TOTAL POINTS** \_\_\_\_\_

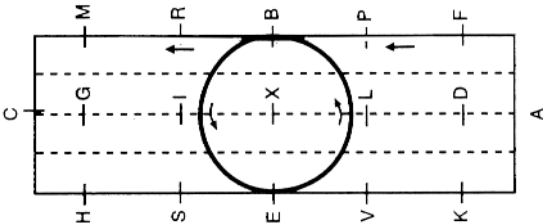
**SMALL ARENA (20 meters x 40 meters)**

movement 3, 7



**LARGE ARENA (20 meters x 60 meters)**

movement 3, 7



Heavy lines show the pattern to be ridden. Thinner, dashed lines should not be ridden and are pictured only to show the size and shape of arcs in the figures

UNITED STATES *Dressage* FEDERATION, INC.

2007

**INTRODUCTORY LEVEL — TEST B**

Walk—Trot

USDF  
Introductory  
Level Test

**B**

This unique series of tests provides an opportunity for the horse and/or rider new to dressage to demonstrate elementary skills. The tests have been designed to encourage correct performance and to prepare the horse for the transition to the USEF tests.

**AVERAGE TIME**

6:00 Standard Arena  
5:00 Small Arena  
(Possibly longer for schooling shows)

**Instruction:**

- All trot work to be ridden rising.
- Transitions from walk to trot and trot to walk may be performed through sitting trot with the objective of performing a smooth transition.
- Turns from center line to long side and long side to center line should be ridden as a half circle, touching the track at a point midway between the center line and the corner, and vice versa.

**Comment:**

Horses should be ridden on a light but steady contact, with the exception of the free walk in which the horse is allowed complete freedom to lower and stretch out the head and neck.

\_\_\_\_\_  
Name of Competition

\_\_\_\_\_  
Date of Competition

\_\_\_\_\_  
Number and Name of Horse

\_\_\_\_\_  
Name of Rider

**MAXIMUM POSSIBLE POINTS: 200**

**FINAL SCORE**

\_\_\_\_\_  
Points

\_\_\_\_\_  
Percent

\_\_\_\_\_  
Name of Judge

\_\_\_\_\_  
Signature of Judge



UNITED STATES *Dressage* FEDERATION, INC.  
4051 IRON WORKS PARKWAY • LEXINGTON, KY 40511  
PHONE: 859/971-2277 • FAX: 859/971-7722  
E-MAIL: USDRSSAGE@USDF.ORG • INTERNET: WWW.USDF.ORG