

Non-food Incentives and Rewards in the Classroom

Fun and creative ideas for classroom incentives from elementary school teachers.



Jamin'

Kindergarten

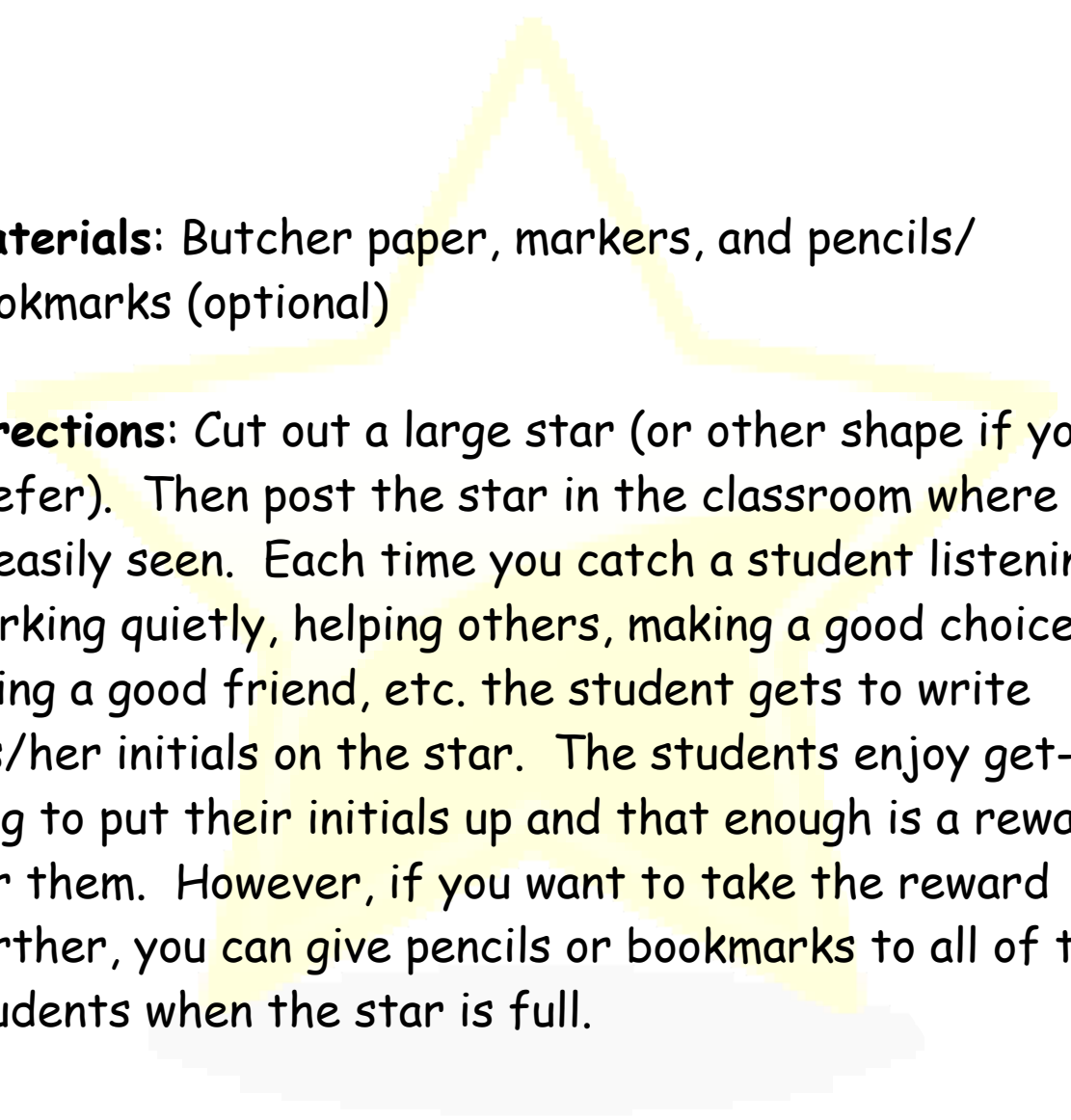
Materials: Books or videos

Directions: When the students earn enough points through good behavior they can wear PJs to school and bring a pillow and blanket. For the last hour of school, they can lay down and either listen to stories or watch a movie.

Submitted By:
Christi Bruner
Fairview Elementary School

Star Initials

K-2nd grade



Materials: Butcher paper, markers, and pencils/
bookmarks (optional)

Directions: Cut out a large star (or other shape if you prefer). Then post the star in the classroom where it is easily seen. Each time you catch a student listening, working quietly, helping others, making a good choice, being a good friend, etc. the student gets to write his/her initials on the star. The students enjoy getting to put their initials up and that enough is a reward for them. However, if you want to take the reward further, you can give pencils or bookmarks to all of the students when the star is full.

Submitted By:

Heidi DeMatteis

Fairhaven Elementary School

Treasure Chest

1st Grade

Materials: Erasers, pencils, bubble bottles, little race cars, rulers, etcetera to use for prizes. Most prizes come from the 'Dollar Store'.

Directions: Teacher has a reward system to encourage positive behavior. It can be based on a group or individual point system with a reward once goal has been achieved. Reward is students get to choose a 'special prize' from the treasure chest.

Submitted By:
Hortencia P. Minch
Mills Elementary School

Reward Tickets/Auction

2nd grade

Materials: Roll of carnival tickets and prize box filled with prizes. Prizes can be 'Dollar Store' collection, garage sale items, pencils, stuffed animals, cards, books, etc...

Directions: Tickets are given for 100% on papers, proper behavior, answering questions, winning timed games (math, reading).

Once a month have an action for prizes and let students bid on prizes with their tickets. Keep track and make sure that each student wins at least 1 prize during the year. Some auctions can be only for past or non-winners.

Submitted By:
Kirk Kirkpatrick
Merrill Elementary School

Coupon Book

3rd grade

Materials: Coupon Book. Coupons can include: walking early to lunch, music or library; sit of the bean bag for silent reading or journal; eat lunch with the teacher and bring a friend etc...

Directions: When student has read over 300 minutes at home in a month, they earn a Coupon Book.

Submitted By:

Kristine Woodwick

Conger Elementary School

"Fill the Tub"

2nd-3rd grade

Materials: Tub and cotton balls

Directions: Drop a cotton ball in the glass or tub as a reward for good behavior. Once the tub is filled, class gets extra recess.

Submitted By:
Ruben Paschal
Fairview Elementary School

Sticker Page/Chart

3rd grade

Materials: Stickers and chart

Directions: When a student shows good behavior, put a sticker on the chart. It is a visual of good behavior

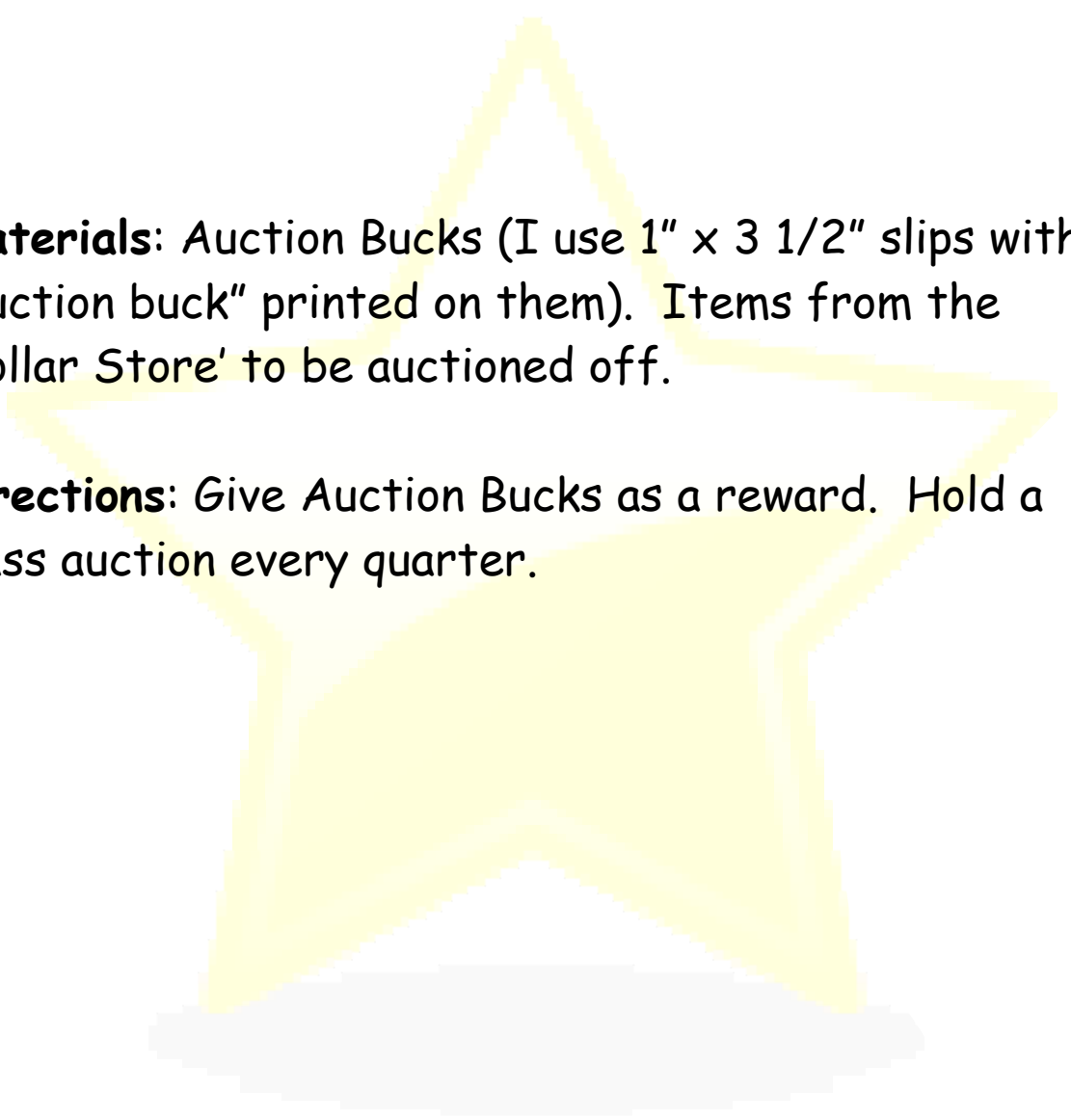
Submitted By:

Jeff Plammer

Fairview Elementary School

Auction Bucks

4th-6th grade



Materials: Auction Bucks (I use 1" x 3 1/2" slips with "auction buck" printed on them). Items from the 'Dollar Store' to be auctioned off.

Directions: Give Auction Bucks as a reward. Hold a class auction every quarter.

Submitted By:
Steve Campbell
Fairview Elementary School

Classroom Money

5th Grade

Materials: Classroom money—different denominations, \$1, \$10, \$100.

Directions: Develop a list of classroom expectations and post. As children exhibit desired behaviors they are 'paid' with classroom dollars. Conversely, if undesired behaviors are exhibited, student may be 'fined'. Classroom dollars can be redeemed for prizes (non food) or privileges.

Submitted By:
Denise Swingle
Merrill Elementary School

No Homework Pass

4th-6th Grade

Materials: No Homework Passes (paper passes)

Directions: A No Homework Pass could be given as an extra incentive for following directions or doing an extra good job.

Submitted By:
Patty Petrovicl
Fairview Elementary School

Funny Money

4th-5th Grade

Materials: Fake money printed in denominations of \$10, \$20, etc..., prizes for auction

Directions: Student earn 'Funny Money' in the classroom for various jobs such as helping each other, working together in groups, certain paper work, etc. Every other Friday, we have an auction.

Submitted By:
Joan Garrett
Conger Elementary School

Compass Course

6th Grade

Materials: Compasses, playground, golf tees

Directions: Students earn time to treasure hunt for golf tees hidden in the grass. They follow course leading to find them.

Submitted By:
Evan Mortenson
Conger Elementary

Singing and Dancing

K-1st Grade

Materials: Music and CD Player

Directions: As students finish work or pay attention to lessons, follow directions, etc. they earn minutes for dancing and singing. Once class has earned a couple of minutes, play music and allow students to dance and sing to it.

Submitted By:
Carol Bement
Conger Elementary School

Puzzle/Game Time

2nd Grade

Materials: A variety of puzzles and/or games

Directions: Students can earn a 1/2 hour of puzzle or game time as a reward.

Submitted By:
Sharon Chappell
Chiloquin Elementary School

Curly Straws

K-3rd Grade

Materials: Curly Straws

Directions: As a reward, students can use a curly straw in their milk during lunch.

Submitted By:

Kacie Palmer

Fairview Elementary School

Lunch with the Teacher

Kindergarten

Materials: none

Directions: Kids can earn chance to have lunch with the teacher. They simply bring their school or cold lunch into the classroom. They love the one on one attention!

Submitted By:

Amy Susee

Fairview Elementary School

Lunch in the Classroom or Outside

First

Materials: none

Directions: Students bring their own lunch trays to the room and eat at their desks or when the weather is nice students can eat outside.

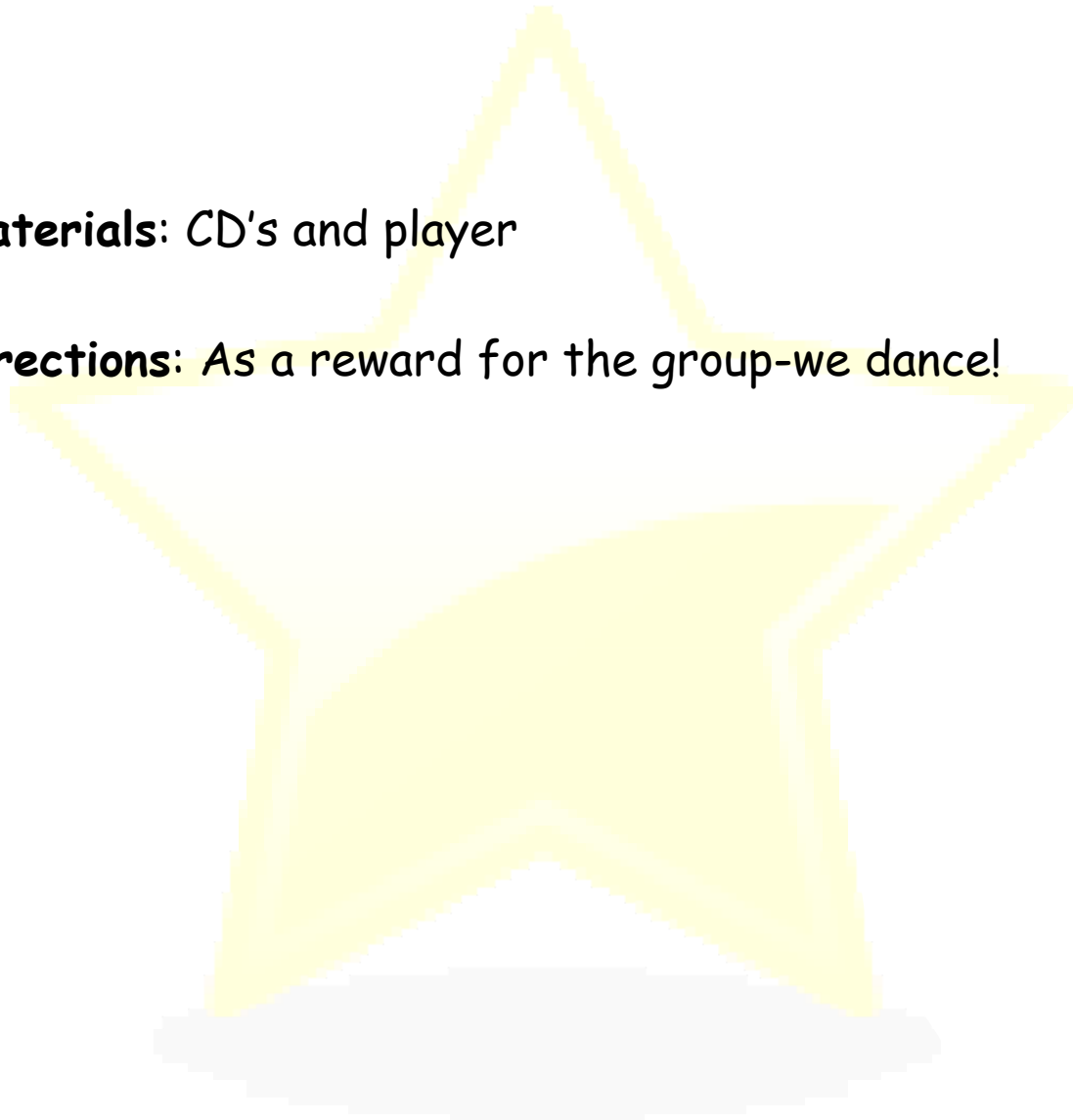
Submitted By:
Jennifer Taylor
Fairview Elementary School

Kids Dance Party

1st grade

Materials: CD's and player

Directions: As a reward for the group-we dance!



Submitted By:
Shannon Kappas
Fairview Elementary School

Earn your Name

K-6th grade

Materials: Sheet magnets and alphabet stickers

Directions: Cut magnets into small squares and put alphabet stickers in each one. Students earn one magnet at a time to spell their own name, word, or a sports logo.

Submitted By:
Judy Borges
Fairview Elementary School

It's a Tie!

K-6th grade

Materials: Fun and funky looking ties of all vintages, classroom produced title cards giving each tie a name or title that represents your subject. Post these titles about the appropriate ties on your wall. For example, I use these ties for Geography and Social Studies so I name them appropriately. We have a blue crushed velvet tie titled "Wide Open Oceans".

Directions: During each week in class there are opportunities for students to win a tie for the week. We usually play certain games and the winner gets to choose a tie from the wall as a reward. The whole class plays a drum roll as the winner chooses a tie from the wall. The winner is expected to keep the tie for the week and then return it, still tied, at the end of the week. If they want to wear the tie to class (which most of them do) they receive privileges and rewards. Perhaps the greatest reward is seeing their name posted up on the wall for the week as the winner. The rewards that accompany the tie always relate and correspond to what we are studying in class thereby reinforcing the current topic and the value of knowledge and learning.

Perfect Week

K-6th grade

Materials: Sheets of label stickers for the computer, Printshop (or similar program)

Directions: When kids complete a week with ALL work turned in, I give them a "PERFECT WEEK" sticker to put in their planner. Sometimes this sticker also gives them a 20-minute free choice time while those without one use the time to complete work. The stickers have graphic that match the current content, season, or special event. If the NFL players are motivated by stickers on their helmets, why not kids too?! It works!

Mini-Messages

K-6th grade

Materials: "Mailbox" for each student, small white note-pad, cherry pink note-pad.

Directions: Each student has a 'mailbox'. When students have extra time, they can write mini-messages (on the white note-pad paper) to each other and put them in their mailboxes. The love to get these from their peers. When you see them doing good things, write them a mini-message on the cherry-pink paper with a specific praise. Students LOVE seeing the pink papers in their mailboxes. Students get very excited to take the messages home to share with their parents.

Quick List

- Going first
- Choosing a class activity
- Helping the teacher
- Having an extra few minutes of recess with a friend
- Sitting by friends or in a special seat next to or at the teacher's desk
- "No homework" pass
- Teaching the class
- Playing an educational computer or other game
- Reading to a younger class
- Making deliveries to the office
- Reading the school-wide morning announcements
- Helping in another classroom
- Eating lunch with a teacher or principal
- A book read aloud to the class by the teacher
- A field trip
- Listening with a headset to a book on tape or CD
- Going to the library to select a book to read
- Working at the school store
- Taking a walk with the principal or teacher
- Designing a class or hall bulletin board
- Writing or drawing on the blackboard/whiteboard
- Taking care of the class animal for a day
- Allowing a child to choose an extra recess activity for the class on his/her birthday

Rewards for a class

- Extra recess
- Eating lunch outdoors
- Going to the lunchroom first
- Reading outdoors
- Holding class outdoors
- Extra art, music, PE, or reading time
- Listening to music while working
- Dancing to music
- Playing a game or doing a puzzle together
- "Free choice" time at the end of the day
- A song, dance, or performance by the teacher
- A field trip

Alternatives to Using PE and Recess as Punishment

- Extra homework
- Time-outs
- Reflection Sheets
- Apologize to class
- Response -Cost Model
 - Requires that the teacher put in place some sort of reward system. Examples include a class chart with stars, tokens, stickers etc. Teachers can use the system for punishment by removing stars, toys, stickers or whatever in response to poor behavior.
- Meeting with principal and or parent(s)
- Limit participation in "fun" in class activities (art, music, free time etc.)



Healthy Active Klamath

Making the Healthy Choice the Easy Choice

Who are we?

Healthy Active Klamath Coalition is a partnership of community members working together to improve the health of Klamath County residents through the promotion of healthy eating and increased physical activity. The coalition, formed in 2004, is part of a statewide and national movement to address the epidemic of inactivity and poor eating. We believe that meaningful change can and should be generated at the local level. We are committed to making 'sticky' changes that will last and affect a large number of residents. To accomplish this we will create local policies, environments and a culture that 'make the healthy choice, the easy choice.' Our prevention efforts will result in less chronic disease such as obesity, diabetes and heart disease; our efforts will also reduce health care costs and improve the quality of life in Klamath County for generations to come. Coalition members include representatives from Klamath County Health Department, Klamath Medical Clinic, City and County Schools, Sky Lakes Medical Center, OSU Extension Service, Klamath Tribal Health, OIT, KCC and the City of Klamath Falls.

How can you help?

- Join our coalition
- Be a role model-eat smart & move more
- Speak out in your school, place of work, church or other social groups to ensure healthy choices are readily available.

For more information contact

Patty Case, MS, RD at OSU Extension Service, 541-883-7131 or
e-mail patty.case@oregonstate.edu

Melissa Klegseth at Klamath County Health Department,
541-882-8846 or e-mail mklegseth@co.klamath.or.us

Sue Schiess, RD at Klamath County Health Department,
541-883-4276 or e-mail sschiess@co.klamath.or.us

This guide was made possible through a grant from KMSB.