

# VIRTUAL TRAIL OBSTACLES ALL DIVISIONS

Pick 6 obstacles to do as your Trail class for Fair

George Campbell 503-266-5080

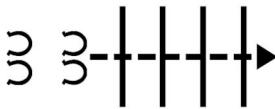
1. Mount, horse to be saddled and bridled. No one holding the horse, should be self-standing.



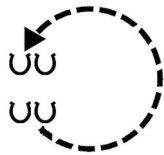
2. Dismount, horse to be saddled and bridled. No one holding the horse, should be self-standing.




3. Walk over 4 obstacles on the ground.



4. Back around one obstacle.



5. Serpentine back thru 3 or more obstacles.



6. Side pass over obstacle to the right.



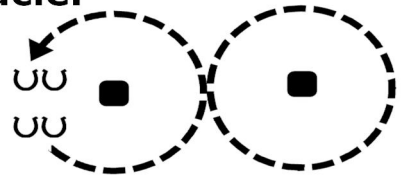
**Camera person to announce**

Rider #  
Age Division  
Club  
Class

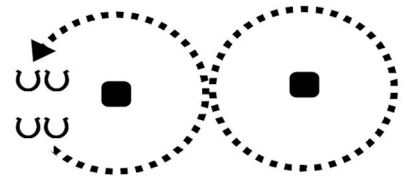
7. Side pass over obstacle to the left.



8. Walk figure eight around obstacle.



9. Trot figure eight around obstacle.



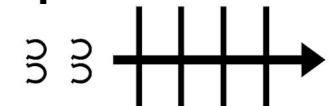
10. Walk thru 2 parallel poles on the ground.



11. Trot over poles on the ground, minimum of 3 poles.



12. Canter or Lope over poles on the ground, Intermediates and Seniors, minimum of 3 poles.



**Obstacle #3, 6, 7, 10, 11 and 12**

Ropes, poles, board, stick or other long straight objects such as a broom handle.



**Obstacle # 4, 5, 8 and 9**

Buckets, cones, barrels, milk containers, or any item such as a box.

Indicates where video should be taken from and direction of shoot.

