



By *John Rizza,*  
*Christopher Adlam and*  
*Carrie Berger*

## PRESCRIBED FIRE BASICS: **FIRE BEHAVIOR**

- What is fire behavior?
- Factors that affect fire behavior
- Putting it all together

Fire has been a part of almost all ecosystems in Oregon. Prior to Euro-American settlement, fires were started by lightning and by Indigenous people, and were common in some parts of the state while rare in others. When a fire starts, many factors shape its behavior — from how fast it moves to how hot it burns. These need to be understood when planning prescribed burns.

Prescribed burn practitioners pay close attention to fire behavior to make sure that they are achieving the objectives of the burn. A burn shouldn't be so intense that it kills desirable trees or risks getting out of the planned burn area. But neither should it be too cool, as it might not achieve the goals of the burn.

**FORESTRY & NATURAL  
RESOURCES EXTENSION  
FIRE PROGRAM**

PRESCRIBED FIRE BASICS

---

John Rizza, northeast regional fire specialist and assistant professor of practice; Christopher Adlam, southwest regional fire specialist and assistant professor of practice; and Carrie Berger, Fire Program manager, all of Forestry & Natural Resources Extension, Oregon State University.

## WHAT IS FIRE BEHAVIOR?

How a fire behaves will determine the effect it has on the ecosystems and resources. There are several aspects of fire behavior to consider during a prescribed burn. Fire behavior describes the manner in which a fire reacts to the influences of fuel, topography and weather. In practice there are several ways to evaluate fire behavior on the land:

- Rate of spread: how fast a fire grows or spreads through the fuel.
- Fireline intensity: how much energy (heat) is released by the fire.
- Flame length: longer flames usually mean a hotter fire.
- Residence time: how long it keeps smoldering after the flames pass.
- Severity: what impact it has on vegetation, soils and other components of ecosystems.
- Other aspects: spotting of embers, torching, crowning and the presence of “fire tornadoes.”

### Fire needs three elements to grow: fuel, oxygen and heat.

A fire can sustain itself if these three elements are present, but the amount and condition of each will determine the behavior of the fire. More fuel, hotter and drier conditions, and wind to push oxygen toward the fire all increase fire behavior.

Prescribed burn practitioners are always working with these three elements to manage fire behavior. For example, burners might remove fuel to create control lines, spray water to cool the fire or use tools like

flappers that smother a fire by depriving it of oxygen. These actions help alter fire behavior during the burn to achieve the intended management goals. Some of the most important aspects of a prescribed fire are to conduct the operation safely and manage the fire behavior to positively affect the landscape.

The impact of a fire on an ecosystem is called **severity**. The severity of a fire in a forested ecosystem is often described as the proportion of the trees killed and the impacts on the soil.

**Crown fires** that kill most of the trees are typically referred to as **high-severity** fires, while **surface fires** that kill few trees are called **low-severity fires**. Where woody vegetation is present, severity is a common way of describing the effects of fire behavior, because a common objective of prescribed burning is to kill a specific proportion of the small trees and shrubs on the site.

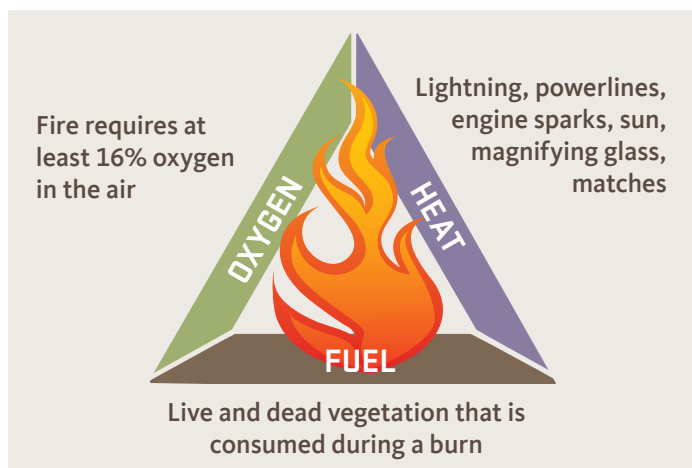
Prescribed burn practitioners consider all the elements that affect fire behavior to avoid killing too many (or too few!) trees and shrubs.

## FACTORS THAT AFFECT FIRE BEHAVIOR

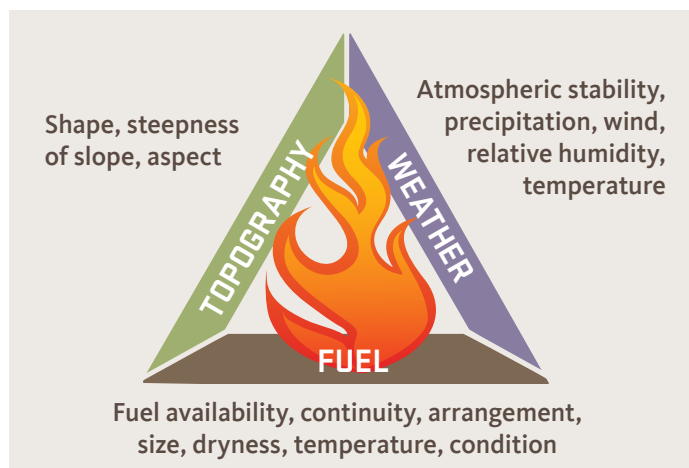
It is important to assess or quantify the key elements that affect fire behavior: **fuel, topography** and **weather**, known as the fire behavior triangle.

### Fuel

Live and dead vegetation that is consumed during a burn is referred to as fuel. The amount of fuel is an important factor in determining the expected fire



The fire triangle. Credit: © Oregon State University.



The fire behavior triangle. Weather is most variable over space and time. Credit: © Oregon State University.


behavior during a prescribed burn. In forests where fire historically burned every few years, fuel levels remained low. Fire prevented dead vegetation from accumulating and created gaps by consuming trees and shrubs.

Because there wasn't much fuel to burn when fires were frequent, fire intensity was low and fires burned at low severity, killing few trees. Generally, fires are more severe where they are infrequent and less severe where they are more frequent. Prescribed burners assess the amount of fuel present to anticipate the behavior of the fire. Mechanical work is sometimes needed to lower the amount of fuel to acceptable levels.

The amount of fuel is one aspect that affects fire. The size of fuel is also an important consideration in a prescribed burn. Smaller pieces heat up faster and burn faster, while larger pieces are harder to ignite. In prescribed burning, the difference between these fine fuels (called 1-hour fuels) and larger fuels (10-hour and 100-hour fuels) becomes very important. Fire moves much faster in fine fuel like grass than in shrubs, but it also doesn't last as long. On the other hand, flame length is greater in shrubs, even if fire moves slower.

Fire moves much faster in fine fuel like grass than in shrubs, but it also doesn't last as long. On the other hand, flame length is greater in shrubs, even if fire moves slower.

When shrubs are arranged in a way that enable fire to travel up into nearby trees, they are called ladder fuels. Ladder fuels can make it more



*There is a difference between flame length (the distance from the middle of the flaming zone to the average flame tip) and flame height (which is easier to estimate visually). When there is no slope or no wind is present, flame length and height are equal. Credit: National Wildfire Coordinating Group.*

### Fuel size categories and their contribution to fire behavior

Fuel category	Diameter (inches)	Description	Impact on fire behavior
<b>1-hour</b>	Less than 0.25	Needles, twigs, moss, lichens, small shrubs and grasses	Easily ignited. Supports initial fire spread and the heating and combustion of larger fuels. Under dry conditions, these fuels are flashy and surface fires spread quickly.
<b>10-hour</b>	0.25–1	Small branches, shrubs	Supports fire spread and the heating and combustion of larger fuels. Under very dry conditions fires spread quickly.
<b>100-hour</b>	1–3	Medium-sized branches	Supports fire spread and the heating and combustion of larger fuels.
<b>1,000-hour</b>	3–8	Large branches, small logs	Supports fire spread. Increases fire duration and influences fire severity, depending on loading.
<b>10,000-hour</b>	Greater than 8	Large, downed logs that are solid or moderately decayed	Ignites after flaming front has passed. Large fuel pieces do not support fire spread but can increase fire duration and severity near the log. If fuel loading is high and distributed across the site (such as from beetle-killed trees), high fire severity can be more widespread and can increase both resistance to control and the duration of burning.
<b>Snags</b>	Variable	Bole only or bole with large branches, depending on snag conditions	When snags combust, they can torch, lofting embers and firebrands ahead of the main fire, starting additional spot fires. Snags may increase resistance to control.



likely for a fire to spread from the ground to the tree canopy, which can cause torching of single or small groups of trees or a crown fire. Prescribed burns are usually not carried out in weather conditions that make a sustained crown fire possible.

The amount of moisture in the fuel is also important. Fires burn more intensely when fuels are dry. Longer flame lengths, faster rates of spread and greater heat can be expected. In some cases, moisture levels are different in fuels of different sizes. This is because by definition, 1-hour fuels dry out (or get wet) faster than 10-hour or 100-hour fuels. A short period of sunshine after heavy rains can dry out grass and pine needles, while logs and large sticks remain moist inside.

Prescribed burners can use this to their advantage if they want to limit the intensity of the burn by burning when finer fuels will be drier and “available” to burn, but larger fuels are moist and less likely to ignite.

### Topography

Topography refers to the shape and configuration of the landscape. Fire moves in different ways across the landscape in response to several topographic elements: steepness, aspect and the shape of the slope. When fire moves uphill, it preheats the vegetation above and tends to spread much faster and be more intense. Conversely, when fire is moving downhill or backing into the wind, the spread is slower and less intense because there is less preheating of the fuel. In wildfire situations, high-severity burn patches are much more

common on steep slopes. This is the reason prescribed burn practitioners typically start at the top of the hill and work their way down when igniting, since this leads to lower fire intensity.

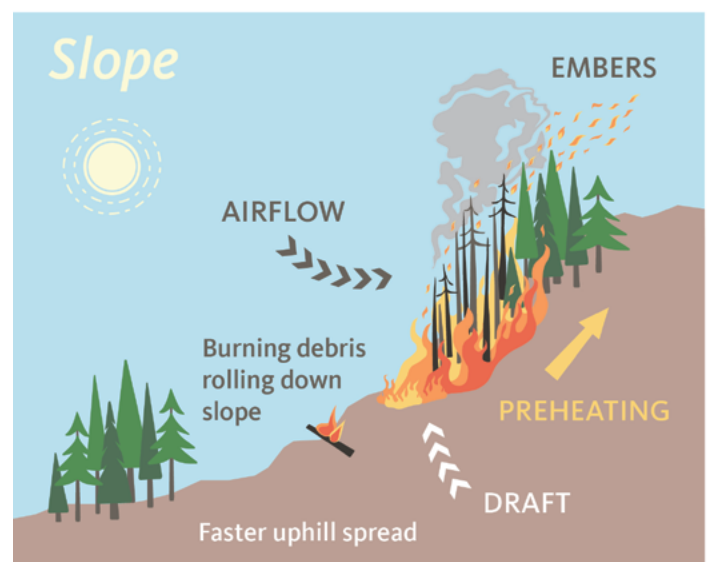
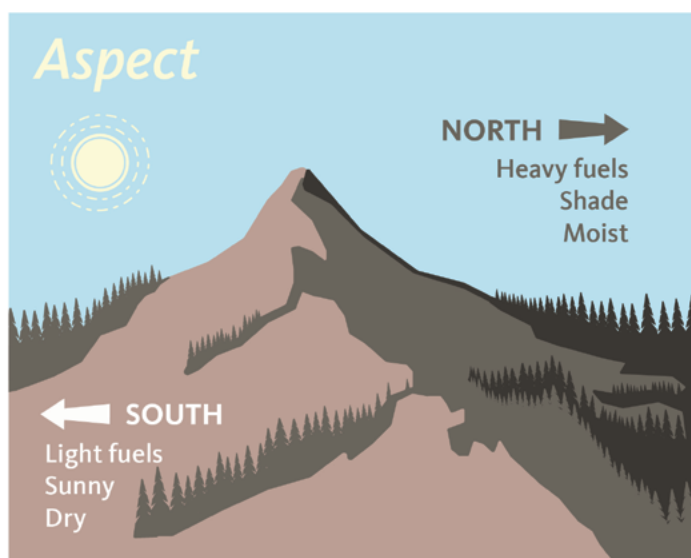
Aspect refers to the direction the slope faces. Slopes that face south get more direct sunlight and tend to be hotter and drier. Fire severity can be higher on south-facing compared to north-facing slopes for this reason.

Lastly, some landscape features like canyons and ravines can act as chimneys, funneling wind and fire in ways that can increase fire intensity and severity. Places where wind is channeled, such as mountain passes, also can increase fire intensity. This can pose a danger to firefighters and prescribed burners.

### Weather

There are three main aspects of weather that affect fire behavior: wind, temperature and humidity. Wind pushes a fire along, preheating the vegetation in front of it. This is similar to the effect of slope, and much like slope, it is important when planning a prescribed burn. Typically, prescribed burns start on the upwind side and then work their way toward the downwind side. Just like burning down a slope, this is meant to keep fire intensity low.

High temperature and low relative humidity also increase the intensity of a fire. These conditions dry out the fuels, and drier fuels ignite faster and burn more completely.



Slope and aspect affect fire behavior. Credit: Anna Bridges, © Oregon State University

Temperature and humidity change throughout the day, so choosing the appropriate time to light a prescribed burn can make a big difference in the outcome. During a prescribed burn, there is always someone monitoring weather and communicating observed changes to others on the fire. During large prescribed fires, agency meteorologists may assist in monitoring large-scale weather trends.

## Parts of a fire

Fire behavior also changes in relation to its location within the fire. When a fire spreads out from an ignition point, it will usually be more active particularly if moving upslope or with the wind. In this direction, flame lengths are longer and the rate of spread is faster. This is called the “head” of the fire. On the opposite side, where the fire is spreading into the wind or downslope, flame lengths are shorter and the rate of spread is slower. This is called a “backing fire.” To the sides, the behavior of the “flanks” of the fire will be in between the intensity of the heading and backing parts of a fire. Prescribed burning incorporates carefully planned ignition patterns that will use the different behaviors of the fire to achieve the objectives of the burn.

## PUTTING IT ALL TOGETHER

Prescribed burners spend a lot of time observing fuel and weather conditions. They use changes in weather throughout the day and the season to choose the optimal time to burn. In many cases, it is important to alter the fuels before a burn, by thinning small trees and shrubs, raking around sensitive trees or other resources, or removing ladder fuels. When it is time to light, they carefully match the pattern of ignition to the fuel condition, weather and topography so that when the fire spreads, the intensity matches the objectives of the burn plan.

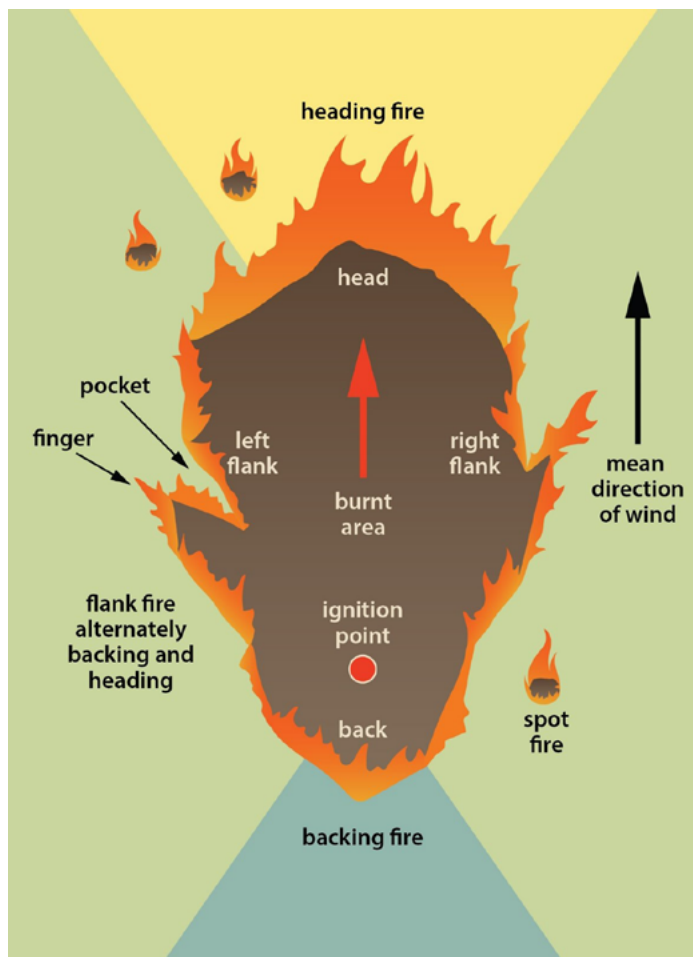
Gaining experience with how fire behaves in different fuels and under different weather conditions is important for successfully planning and implementing a prescribed burn.

## RESOURCE

Fire Science Core Curriculum — Module 3: Fire Behavior. (<https://catalog.extension.oregonstate.edu/em9172module3>) Oregon State University Extension.



Contents of a belt weather kit. Credit: National Wildfire Coordinating Group



Parts of a fire. Credit: © Oregon State University

# PRESCRIBED FIRE BASICS

## WANT TO LEARN MORE?

Prescribed fire is an important tool used for fuels reduction, ecosystem health, pasture and timber management and more. Practitioners use their understanding of fire behavior and fire ecology to plan burns that meet specific objectives. This process involves several steps: scouting and preparing the burn unit, planning the burn, conducting the burn and monitoring the results.

The **Prescribed Fire Basics** collection provides introductory information to increase understanding of the importance and mechanics of prescribed burns. These publications are for anyone looking to understand the benefits of prescribed fires and learn how they are conducted. Readers will learn the role prescribed fire plays across Oregon and get a basic outline of the steps that go into planning and implementing a prescribed burn.

<https://extension.oregonstate.edu/collection/prescribed-fire-basics>

SMARTPHONE USERS  
**SCAN HERE!**



- Prescribed Fire: Why We Burn
- The Ecological Effects of Fire
- Fire Behavior
- Smoke Management
- Planning a Prescribed Burn
- Managing a Prescribed Burn
- Fire Weather
- Fuels
- Ignition Techniques and Tools
- Monitoring and Evaluation
- Safety
- Liability

---

**Acknowledgments:** This publication is part of a collection developed by the Forestry and Natural Resources Extension Fire Program. The program would like to acknowledge contributions from Emily Jane Davis, interim Fire Program director and associate professor; Stephen Fitzgerald, Extension specialist and professor; and Aaron Groth, coastal regional fire specialist.

© 2022 Oregon State University. Extension work is a cooperative program of Oregon State University, the U.S. Department of Agriculture, and Oregon counties. Oregon State University Extension Service offers educational programs, activities, and materials without discrimination on the basis of race, color, national origin, religion, sex, gender identity (including gender expression), sexual orientation, disability, age, marital status, familial/parental status, income derived from a public assistance program, political beliefs, genetic information, veteran's status, reprisal or retaliation for prior civil rights activity. (Not all prohibited bases apply to all programs.)

**Accessibility:** This publication will be made available in an accessible alternative format upon request. Please contact [puborders@oregonstate.edu](mailto:puborders@oregonstate.edu) or 1-800-561-6719.