


Write about something you learned while observing birds and their habitat!



My Birding Journal



White-breasted Nuthatch


illustration © Noah Strycker 2001

Be A Nature Detective

<https://extension.oregonstate.edu/4b/benton>
OSU Extension Service, Benton County
4077 SW Research Way Corvallis, Oregon 97333
541-713-5000



Oregon State University
Extension Service



Caring for nature, and taking care in nature!

What to take with you on your bird hike:

1. Map of the trail or neighborhood
2. Water & snack
3. Jacket
4. Sunscreen, hat, or rain gear as needed
5. Binoculars (if you have them)
6. Birding Field Guide (if you have one)
7. Your Bird Journal and pencil
8. Your patience, curiosity, and detective skills

Become an Bird Naturalist

We challenge you to:

- ⇒ Care for natural areas & wildlife, and treat them with respect
- ⇒ Explore and learn more about the ecosystems and ecology in your area
- ⇒ Share with your family and friends the special places and the incredible things you have learned in nature

Name _____

I visited (place) _____

Date _____

Try your hand at nature writing!

Imagine you are a bird. Write a riddle/poem to tell us who you are.

Example: Red-tail Hawk

Bird
Large, Strong
Soaring, Diving, Twisting
Predator, Hunter
Red-tail



Now you try:

Choose a bird: _____

- 1.) Write one word below that describes you
- 2.) Write two words below that describe what you look like
- 3.) Write three words below that describe how you move or where you live
- 4.) Write two words below about how you contribute to the ecosystem where you live:
- 5.) Write another word below that describes who you are:

1. _____

2. _____ , _____

3. _____ , _____ , _____


4. _____ , _____

5. _____

Try your riddle on a friend. Can they guess who you are?

Play Bird Habitat Bingo

Use your detective skills to look for the following bird and habitat items. Cross off the picture when you find the pictured item below. Look but don't touch - please leave for the birds needs.



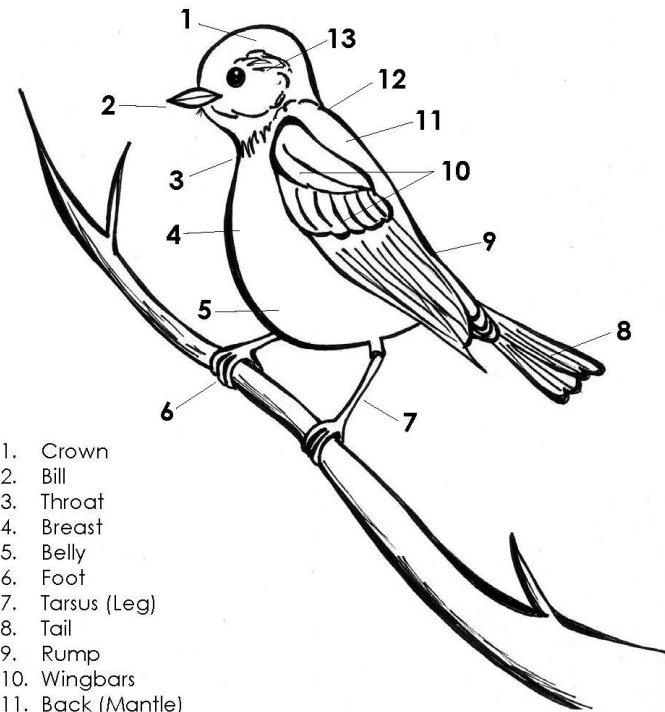
Cross off four in a row either across, up and down, or diagonally and you have a BINGO!

Learn the parts of the bird to help you in identification

The Parts of a Bird

by Linda Dow

This diagram shows some of the basic body parts used to identify birds. Describe a bird in terms of these attributes and you can almost always find him in your field guide.



1. Crown
2. Bill
3. Throat
4. Breast
5. Belly
6. Foot
7. Tarsus (Leg)
8. Tail
9. Rump
10. Wingbars
11. Back (Mantle)
12. Nape
13. Eyebrow

	<h1>My Bird Journal</h1>
Sketch	
Name:	
Color(s):	
Size:	
Shape:	
Field Marks:	
Behavior(s)	
Song or call:	
Habitat/Other comments	

	<h1>My Bird Journal</h1>
Sketch	
Name:	
Color(s):	
Size:	
Shape:	
Field Marks:	
Behavior(s)	
Song or call:	
Habitat/Other comments	