

Write about something you have learned in the forest habitat, add drawings too!



Forest Habitat Naturalist




Be A Nature Detective

<https://extension.oregonstate.edu/4h/benton>
OSU Extension Service, Benton Co.
4077 SW Research Way
Corvallis, Oregon 97333



Oregon State University
Extension Service



What is a Forest Habitat?

The most common forested habitat type in the Willamette Valley is the Douglas-fir forest, named for the most dominate species. The western Oregon valley is perfect for this forest; having moist, temperate climate moderated by westerly winds off the Pacific Ocean.

The Douglas-fir is a long-lived, sun-loving tree that dominates the over-story or canopy. The understory of this forest is made up of small trees, shrubs, and herbaceous plants that have adapted and thrive in the forest shade. This habitat is also ideally suited for a large diversity of wildlife, from the Douglas squirrel that depends on the tree seeds for food, to the secretive winter wren that trills year round beneath its branches.

Most of the Douglas-fir forest in the Willamette Valley are relatively young due to active land management. As you travel up the sides of the valley you will find older, more mature type forests.

Become an Forest Habitat Naturalist

We challenge you to:

- care for natural areas and treat them with respect
- explore and learn more about the ecosystems and ecology in Benton County
- share with your family and friends the special places and the incredible things you have learned in nature

Name _____

I visited (place) _____

Date _____

Try your hand at nature writing!

Become an animal that lives in a forest.
Write a riddle/poem to tell us who you are.

Example: Banana Slug


Mollusk

Moist, Spotted

Slowly, Crawling, Slime

Forest-floor, Decomposer

Yellow-olive



Now you try:

Pick an animal: _____

- 1.) Write one word below that describes you
- 2.) Write two words below that describe what you look like
- 3.) Write three words below that describe how you move or where you live
- 4.) Write two words below about how you contribute to the ecosystem where you live:
- 5.) Write another word below that describes who you are:

1. _____

2. _____ , _____

3. _____ , _____ , _____

















4. _____ , _____

5. _____

Try your riddle on a friend, can they guess who you are?

Go on a Forest Scavenger Hunt

Use your detective skills to look for the items pictured below. Each picture is something interesting that you can find in a riparian habitat.


 Banana slug	 Plant with berries	 mushroom	 Mammal Tracks
 Tree with needles	 Bird nest	 Caterpillar	 Flying insect
 Small bird	 Forest flower	 Crawling insect	 Fern
 Seed cone	 Salamander	 Fallen Leaf	 Spider web

Cross off the picture when you find the item. Can you find them all? Use not only your eyes but ears to help you.

Caring for nature, and taking care in nature!

Have Fun, Be Safe and Be Respectful!

- Be prepared with water, snack, rain gear, hat, or sunscreen when venturing into the outdoors.
- Stay with your group leader and on trails
- Take only photos, leave only footprints. Leave nature for others to enjoy too!




- Some things can harm you; be careful around stinging insects and poisonous plants. Learn to identify species before you go and respect their homes.

- Enjoy wildlife from a distance - to protect them and you!

Find an interesting plant in the forest that grows in the shade and draw a close up of some part of it.

Fallen Log Private Eye Case

1. Find a fallen log or snag (dead tree still standing)
2. What is growing on your log/snag? List or draw any mosses, fungi, or plants you find.
3. What animals or evidence of animals do you find?
(Examples might be holes, webs, sawdust, beetles, worms)
4. How do you think the fallen log helps the forest?
5. List any questions you would like to investigate further



Become a Wildlife Detective

Many species of wildlife lives here. Look for tracks, scat, homes, or evidence of feeding. Can you think of any more evidence?

Wildlife Observations

Animal _____

Date _____ Time of day _____

Location _____

Behavior (what was the animal doing?)

Evidence of Wildlife

Clue _____

Where found _____

Draw or write about what it looks like

What animal do you think left this evidence?

