

# **MEMBER & LEADER/ADVISOR MANUAL**



## **ANIMAL AUCTION PROGRAM PROJECT BOOK**

**BEEF  
GOAT  
POULTRY  
RABBIT  
SHEEP  
SWINE**

**Program Sponsors:  
Coos Youth Auction Committee  
OSU Extension Service  
Coos County 4-H Association  
Myrtle Point FFA Chapter**

# TABLE OF CONTENTS

Project Overview: Eligibility, Rules.....3-14

Market Animal Health.....15-21

Coos Youth Auction Committee Inc.....22-29

Auction Project Records.....30-41

Program Requirements  
and Advancements.....42-47


Leader Reference and CYAC By-Laws.....48-55

<https://extension.oregonstate.edu/4h/coos/fair>



1995: Compiled by JoAnn Mast, Extension Agent, 4-H and Youth Development, with input from the Coos Youth Auction Committee and materials included in the Meat Animal Quality Assurance Program Presented by Dr. Bradford Jeffreys, OSU Extension Specialist. Revised 1997, 2002, 2004, 2005, 2006, 2007, 2008, 2009, 2011, 2012, 2013, 2015, 2016, 2017, 2018, 2019.

# PROJECT OVERVIEW



## **AUCTION ANIMAL PROJECT**

The Coos County Auction Animal program provides members in grades 5-12 an opportunity to learn the skills of raising animals for breeding or meat purposes. Members involved in the meat animal project also have the option of participating in the animal auction held during the county fair. Project areas included are beef, goat, poultry, rabbit, sheep, and swine. The following information will refer to the meat animal project and the guidelines which apply to 4-H or FFA members who raise an animal to be sold at the auction.

This project is provided with the support of the Coos Youth Auction Committee, the organization which manages the promotion and sale of animals for 4-H and FFA members in Coos County. Portions of this project book refer to the guidelines adopted by this committee. Participants are eligible for a maximum of 8 years in the project.

### **Auction Member Eligibility:**

1. All members, parents and leaders are required to attend an Auction Committee meeting in either February or March of the current year and prior to the pre-fair weigh-in for their species. Small animal members must also attend one of those meetings in the current year. This is a yearly requirement for ALL 4-H and FFA members, parents and leaders.
2. Members planning to participate in the county auction program must enroll in a beef, goat, sheep, or swine project before the pre-fair weigh-in for their project. All members entering small animal pens (poultry or rabbit) must be enrolled in the appropriate project by April 1.  
**Enrollment deadline for 4-H participation is February 1st.**
3. To participate in a large animal auction project, members must have completed one year, as a 4-H or FFA member, in a large animal project (goats, dairy, beef, sheep, swine, horse or llama). To participate in a small animal auction project, members must have completed one year, as a 4-H or FFA member, in a small animal project (dog, rabbit, poultry, pigeon or cavy). Members transferring to Coos County must provide a written statement from the Extension office, where they were enrolled, to fulfill this requirement.
4. Members will meet the program guideline requirements for pre-fair weigh-in, feeding and managing a meat animal, completing all paperwork on time, exhibiting during county fair, participating in the county fair livestock judging contest (including one class of Oral Reasons) and presenting the animal or pen of animals for sale.
5. Members participating in an auction program with any species in another county or state are not eligible in the current year.

### **Auction Animal Eligibility**

1. Beef projects must be steers, less than 24 months old at the time of the show and sale, dehorned and castrated by February 1, weigh at least 1000 pounds at the time of the show and sale, and have gained 3 pounds per day from pre-fair weigh-in until the weigh-in at the county fair. Brand Inspection, including evidence of ownership and prior brand transfers, will be completed before weigh-in at the county fair. Animals previously sold in any other market or auction animal program are ineligible to participate in the Coos County 4-H & FFA auction project.
2. Swine projects may be gilts or barrows, be born after January 1, barrows must be castrated at least 15 days prior to weigh-in, weigh at least 230 pounds and no more than 300 pounds at the county fair weigh-in, and gain at least 1.5 pound per day

from the pre-fair weigh-in until the weigh-in at the county fair. Animals previously sold in any other market or auction animal program are ineligible to participate in the Coos County 4-H & FFA auction project.

3. Sheep projects may be ewes or wethers, be born after January 1, wethers must be castrated at least 15 days prior to the pre-fair weigh-in, weigh at least 115 pounds at fair weigh-in, be shorn within 7 days of the county fair weigh-in, and have gained .50 pounds per day from pre-fair weigh-in until weigh-in at the county fair. All lambs must be cleanly docked, with a tail that provides a judge or auction committee representative the opportunity to lift the tail from the body of the animal with a pencil or similar device. All lambs must have a scrapie identification tag in their ear to be exhibited at the county fair. Animals previously sold in any other market or auction animal program are ineligible to participate in the Coos County 4-H & FFA auction project.
4. Goat projects may be either does or wethers, must be under one year of age and still have milk teeth, with no break in the gums. Wethers must be castrated at least 15 days prior to the pre-fair weigh-in. Dehorning is not required. Goats must weigh a minimum of 85 pounds at fair weigh-in, be body clipped within 7 days of fair and gain .25 pounds per day. All goats must have a scrapie identification tag in their ear, or the number permanently tattooed on their body, to be exhibited at the county fair. Animals previously sold in any other market or auction animal program are ineligible to participate in the Coos County 4-H & FFA auction project.
5. Beef, Goat, Sheep and Swine entries must be properly and completely castrated prior to pre-fair weigh-in. All animals must be completely healed and showing no signs of infection or open skin at the time of pre-fair weighing. All lambs must be properly docked for entry to the fair, and must have no evidence of open wounds or infection at the docking site during pre-fair weigh-in. All species must be free of any open wounds or infections at both weigh-in screenings. All steers must be properly dehorned and completely healed at the time of pre-fair weigh-in.
6. Poultry projects will be secured by members on a specified date and location (May 25-June 5). All members have the option to receive a pen of 10 chicks. All chicks will receive leg and wing bands at the pre-fair weigh-in. Members must complete an intent form by April 1st. If members are using chicks they hatch, they must meet the age requirements of all other chicks in the program and must be viewed by a member of the auction committee. All chicks will be weighed at pre-fair weigh-in. At fair weigh-in members will select one or two pens of 3 fryers each from their original pen of 10 to be exhibited in the auction project class. Each fryer must be less than 56 days old and weigh a minimum of 5.5 (5 1/2) pounds at the weigh-in conducted at the Coos County Fair. **Members must pre-pay by April 1st, \$3.00 per head for each chick they request.**
7. Rabbit projects will be entered into the auction project on the date providing the 76 day age for this project. (May 8-20). Members enrolled in the rabbit auction project must complete an intent form by April 1st. Each member may register two pens of rabbits, with each pen containing four animals. Rabbits will be weighed and tattooed at the time members register their pens. Members will select one or two pens of 3 fryers each from their original pen(s) to be exhibited in the auction project class. Each fryer must be less than 77 days old and weigh at least 4.5 (4 1/2) pounds at the weigh-in conducted at the Coos County Fair.

8. Ownership of all animals sold in the Coos Youth Auction Program is transferred at the time of sale. Animals sold in the auction will not be eligible for any additional exhibition by the 4-H or FFA member.

### **Auction Project Objectives:**

1. To provide an outlet for meat animals raised in 4-H and FFA projects.
2. To provide youth, their parents, and leaders an experience in one method of marketing and selling meat animals.
3. To encourage members to learn a marketing process.
4. To improve the meat animal enterprise by encouraging excellence in management and economical production.
5. To provide an awareness by the general public of the efforts expended by 4-H and FFA members in connection with the meat animal project.
6. To be part of the consumer education efforts of 4-H and FFA which focus on marketing at proper weight, quality grade, and producing a desirable carcass from consumer and producer standpoints.
7. To provide an opportunity for recognition of 4-H and FFA members, as well as the buyers who support the members.
8. To provide one way for citizens of the community to participate in a 4-H or FFA experience.

### **General Rules for the Animal Auction Program:**

1. Members must own, and have in their possession, the auction program animal they weigh and tag at the pre-fair weigh-in. This animal is to remain in their possession and care throughout the feeding program.
2. Members must meet the project guidelines and recommendations stated for each species being raised for the auction.
3. Members may weigh-in two steers, two lambs, two goats, two pens of poultry and/or rabbits, and two hogs, but must decide on one animal to be sold during the auction at county fair.
4. Paperwork is to be completed on all animals weighed and entered in the auction program.
5. Animals or pens entered as Family Back-Up entries must have each family member identified, and the order of use specified on the form. Only those members enrolled with one animal in the species will qualify. Members weighing two animals of any species will not be eligible to use the family back-up animal.
6. All animals must meet the general health requirements listed in the Department Guidelines of the 4-H, FFA and open class Divisions of the Coos County Fair Exhibitor's Handbook.
7. All members will be familiar with the general guidelines of the Meat Animal Quality Assurance program, and will make every effort to produce a desirable meat animal for sale to the public.
8. Members owning animals that do not make the sale criteria by weight, grade or placing, will not place For Sale signs on their project animals until after the auction is complete. Private treaty sales prior to the auction are discouraged.
9. A 6% sale commission will be withheld from the sale of all auction animals. Upon successful completion of all parts of the Auction Animal Program, this commission will

be reduced to 3%. Refer to the checklist provided with the samples of forms used in this project for details of the project requirements.

10. Ownership of the animal ends with the sale of the animal in the auction. Further 4-H or FFA participation with the animal will not take place.
11. Members may be refused participation in this program at any time if the guidelines of the project are not being met.

### **Pre-Fair Requirements:**

1. Members participating in the Auction project will be enrolled in a livestock project prior to the scheduled pre-fair weigh-in date for the species, or by April 1st for members enrolling in the rabbit or chicken pen class.
2. All large animals in the auction project must be weighed, tagged and tattooed at the official weigh-in for auction animals. All weigh-ins are conducted at a location to be determined by the Auction Committee. Weigh-in dates are held in mid-March for steers and mid-April for lambs, goats and hogs, or as announced. Specific times, places and dates will be provided by email, on the auction Facebook page and the 4-H Facebook and website pages. Small animal pens will be weighed by an auction committee member at the appropriate age for the pen, at a location to be announced by the auction committee member.
3. All steers must be castrated and dehorned by February 1. Male lambs, goats and hogs must be castrated at least 15 days prior to weigh-in. All open wounds must be healed.
4. All auction project animals should be provided the necessary vaccines and de-wormers in advance of all drug withdrawal dates.
5. Any auction project animal that must be treated for an illness or injury, and that will not meet the drug withdrawal dates, should be removed from the program.
6. Members and their parents should consider the added time and investment needed to prepare a quality animal for the auction program, and determine if this is the project they should enter.
7. Members shall complete weigh-in sheets on each animal weighed at the prefair weigh-in, and return them to the Extension Office by the date indicated.

### **Pre-Fair Weigh-In:**

1. Members will arrive during the announced hours of the weigh-in. Special arrangements must be made prior to the date through the Extension Office if this time schedule cannot be met.
2. Large animals will be weighed, tattooed and have tags placed in their ears at the weigh-in. Members may also pay for vaccine and dewormer to be administered at the pre-fair weigh-in. Rabbits and chickens will be weighed by an auction committee member. Chicks will have wing/leg bands provided at pre-fair weigh-in. Rabbits must be tattooed prior to the weigh-in.
3. All animals will be controlled by the member and/or the member's parents or leader during the pre-fair weigh-in. The following guidelines will be followed for each species:
  - Steers: Animals will have halters and lead ropes and be managed by the member and/or assisting parents and leader.
  - Hogs: Animals will be presented for weighing in a safe and secure manner. No animals will be loose, other than in pens.

Sheep: Animals will have halters and lead ropes and be managed by the members and/or assisting parents and leaders.

Goats: Animals will have halters and lead ropes and be managed by the members and/or assisting parents and leaders.

4. Paperwork provided on each animal weighed at the pre-fair weigh-in must be returned to the Extension Office by the date indicated on the forms. A separate form is needed for each animal. Forms for all pens of small animals must be sent to the Extension office by the date indicated.
5. Family owned project animals must have the names of all approved members listed. Only those members registered on the paperwork will be eligible to use this animal as a back-up for their entry in the project. One family owned project animal may be weighed in for any two or more family members entered in the same project area (beef, sheep, goat or swine). Rabbit and poultry projects are not eligible.
6. A replacement animal for the auction project may be weighed in within two weeks of the original weighing date. Arrangements for a replacement must be scheduled with the Extension Office. Replacement animals may be weighed for the following reasons:
  - Weight of the original animal is not desirable for the auction program.
  - Evaluation of the animal at the weigh-in indicated an animal of a different type would provide a better project.
  - Dehorning or castration did not meet the guidelines of the program.
  - The original animal becomes ill or dies before the two week time period expires.
  - There are signs of infection, wounds or general condition that do not make the animal a suitable project for the meat animal program.

All animals weighed as replacements will be recorded in place of the original animal. When a replacement animal enters the auction program, the original animal is removed from the auction program. Ear tags of original animals are to be removed and returned.

All replacements must be made within the two week period of time following the original weigh-in date. No animals will enter the auction project following the two week period. Weight gain will be adjusted for animals entering the program as replacements, but average daily gains and minimum weights as listed in the guidelines will apply.

7. One re-weigh may be scheduled for an animal that is not manageable during the pre-fair weigh-in. This must be arranged through the Extension Office and the auction committee. An animal provided a re-weigh can not be replaced with another animal following the second weighing.

### **Auction Program Weight Gains: (CYAC)**

1. Each animal entered in the auction project must meet the following weight gain requirements in order to be eligible for the sale:
  - Steers: Must gain **3 pounds** per day from the March pre-fair weigh-in through the weigh-in at the county fair. This will average 408 pounds, based on the weigh-in dates.
  - Hogs: Must gain **1.5 pound** per day from the April pre-fair weigh-in through the weigh-in at the county fair. This will average 152 pounds, based on the weigh-in date.



Lambs: Must gain **.50 pounds** per day from the April pre-fair weigh-in through the weigh-in at the county fair. This will average 51 pounds, based on the weigh-in date.

Goats: Must gain **.25 pounds** per day from the April pre-fair weigh-in through the weigh-in at the county fair. This will average 26 pounds, based on the weigh-in date.

Small Animal Pens: Animals must meet the age and total weight guidelines.

#### **4-H Auction Program Minimum Weights: (CYAC)**

1. Each animal entered in the auction project must meet the following minimum weights at the county fair weigh-in:

Steers: Must weigh at least 1000 pounds at the county fair weigh-in.

Hogs: Must weigh at least 230 pounds and not more than 300 pounds at the county fair weigh-in.

Sheep: Must weigh at least 115 pounds at the county fair weigh-in.

Goats: Must weigh at least 85 pounds at the county fair weigh-in.

Poultry: Must weigh at least 5.5 pounds at the county fair weigh-in.

Rabbits: Must weigh at least 4.5 pounds at the county fair weigh-in.

#### **Auction Program Minimum Live Grades: (CYAC)**

1. Each animal entered in the auction project must meet the following minimum live grades during the conformation judging at the county fair. In addition, all animals that will be sold must receive a Blue Award in the conformation class.

Steers: Must have a live grade, in the show ring, of Choice or better.

Hogs: Must have a live grade, in the show ring, of Number 2 or better.

Lambs: Must have a live grade, in the show ring, of Choice or better.

Goats: Must be of blue ribbon quality.

2. The decision of the livestock judge evaluating the steers, hogs, goats and lambs in the auction project will be final. If the live grade is not achieved, and/or a Blue Award presented, the animal will not be sold in the auction.
3. Poultry and Rabbit pens must meet the criteria for selection established in the market project materials. Each animal must meet the minimum weight, an evaluation of quality provided by the judge and a score for uniformity of pen that provides a blue placing in the class.

#### **Steps to Complete to Sell an Animal in the Auction:**

1. Enroll in 4-H by February 1st and an appropriate 4-H or FFA project before the large animal pre-fair weigh-in, or by April 1st for small animal projects.
2. **All members, parents and leaders are required to attend an Auction Committee meeting either in February or March of the current year and prior to the pre-fair weigh-in for their species. Small animal members must attend one of these meetings also. This is a yearly requirement for ALL 4-H and FFA members, parents and leaders.**
3. At the orientation meeting participants are required to purchase two hats and/or cups at \$15 each or agree in writing to have the \$30 paid prior to pre-fair weigh-in for their species. *Animals will not be weighed until the hats/cups are paid for.* Proceeds from hat sales contributes to the cost of the buyer's hats.

4. Present your animal, as described, for the pre-fair weigh-in and numbering. **All FAMILY back-up animals need to be temporarily marked prior to getting to the weigh-in facility. If not prepared you will be sent to the back of the line.**
5. Submit the weigh-in report to the Extension Office on time.
6. Enter your animal or pen of animals in the county fair. Entry information is found in the Coos County Fair 4-H or FFA Exhibitor's Handbook. Entries are due as listed in the fair book.
7. Promote the Coos Youth Auction Program by contacting buyers and distributing sale information provided by the committee.
8. Arrive at the county fair weigh-in on time. All members must attend with animals.  
Swine will weigh-in Monday from 6:00 pm to 8:30 pm.  
Small animals weigh Monday at 6:00 pm.  
Sheep and Goats weigh-in Tuesday at 9:30 am.  
Steers weigh-in Tuesday morning after the brand inspection at 10:00 am.
9. Complete a weigh-in summary sheet on each animal originally weighed-in and submit it to the Auction Project Display in the livestock barn by 8:00 pm Tuesday.
10. Show your animal in the appropriate auction animal class.
11. Show your animal, or a different animal of the same species, in showmanship.
12. If exhibiting more than one species of auction animals, determine the animal to be sold, and notify the proper division superintendent. This must be done at the completion of the participant's last auction animal conformation class. Sale Animal Entry form is due in the Auction booth by 8:00 pm Wednesday.
13. Members exhibiting champion animals are encouraged to enter the sale with that animal. Champion and Reserve Champion animals that are not sold in the auction will be withdrawn from the exhibitor list and all recognition for the animal and exhibitor will be removed. Animals placing in the third or fourth place will be moved into the champion positions if they meet the requirements of the project.
14. Maintain your auction animal in showmanship quality cleanliness throughout the fair.
15. Maintain a safe and clean display for the public throughout the sale.
16. Maintain the feeding program for your auction animal. Animals must be kept on a feeding program to prevent excessive shrink and weight loss.
17. Complete a commentary card for the auction. Due Thursday by 8:00 pm.
18. Assist with set-up, tasks assigned during the sale, and clean-up following the sale.
19. Be prepared to enter the sale ring, with your animal, at the scheduled time.

Failure to complete any of the above items, as outlined, will result in a full 6% sales commission being deducted from the sale of your project animal, or your disqualification from the sale.

**Auction Project Back Up Animals:**

1. Each member has the option of weighing 2 animals or pens in any one project area of the auction program.
2. Each member should enter and exhibit all animals enrolled in the auction program.
3. Each member shall notify the department superintendent which animal will be sold, following placing in the class. If multiple species are exhibited, this will be done following the placing of the final auction class entered.

4. Back up animals will be exhibited with club displays in those areas where auction projects are displayed in a designated area.
5. Back up animals may be offered for sale following the completion of the Auction project sale on Saturday.
6. Back up animals may be delivered to a processor, from the fairgrounds, if an appropriate ear tag is in place, and the department superintendent has received information requesting transport to a processor.

#### **Family Project Back-Up Animals:**

1. Family back-up animals must be declared and identified at the pre-fair weigh-in. **All FAMILY back-up animals need to be temporarily marked prior to arriving at the weigh-in facility. If not prepared you will be sent to the back of the line.**
2. Family members must be listed in order of preferred use for each family project back-up animal.
3. Family back-up animals may only be used for the **species** entered. For example, if one family member weighs in 2 steers and 2 lambs and another family member weighs in 1 steer and 1 pig, the second family member may use only the second steer as back-up for his or her steer, but may not use the second lamb as a back-up for his or her pig.
4. Family back-up animals may only be used if the original animal dies, fails to make weight, fails to qualify for entry to the county fair, receives a placing below blue, or is dismissed from the county fair by a superintendent or veterinarian.
5. To remain eligible family back-up animals must be entered and exhibited at the county fair. They must be shown in the family back-up auction class and receive a blue ribbon, but remain with the club display unless used.
6. Family back-up animals are not eligible for Champion/Reserve Champion placements while the original animal is still in use. Family back-up animals are only eligible for CH/RC placements if they become the primary animal prior to judging.
7. A Family back-up animal that is not in the sale may be offered for sale following the completion of the sale on Saturday.
8. A Family back-up animal may be delivered to a processor if it has an ear tag in place, and the department superintendent is informed of the need to have the animal transported.

#### **Auction Program Requirements For the Sale:**

1. Attend and Sign-in at the Auction Project meetings held on Friday and Saturday mornings, directly following the general meeting for exhibitors.
2. Participation in the county livestock judging contest at fair. Including one class of Oral Reasons.
3. All participants in the auction will be assigned a work time to assist with items that need to be completed during the sale. Members will need to check in and out for their shifts. Tasks include:
  - Providing water for bidders, buyers and spectators
  - Moving and monitoring cakes after the bidding
  - Delivering sale slips from the auctioneer to the sale secretaries
  - Delivering order sheets to buyers and then to sale secretaries
  - Providing hats to each buyer
  - Delivering Thank You posters to your buyer
  - Cleanup after the sale

4. All auction project members will wear arm bands corresponding to the lot number of their project animal. These numbers will determine the work/sell/support role of each participant during the sale.
5. Assist with tear-down and cleanup on Saturday of the sale as assigned.

Failure to participate in any of the items listed above will result in a full 6% sales commission being deducted from your auction project check. As a member in the auction project, you are to participate at the sale throughout the entire program. All members, especially those applying for scholarships, are reminded to be available during the opening comments of the sale.

#### **Auction Program Requirements Following the Sale:**

1. Complete your Summary Report on the animal sold in the auction, and turn that information in at the Auction Project display in the livestock barn by 8 pm Saturday, or to the OSU Extension office by August 10.
2. Include a Thank You note(s) for each of the buyer(s) with your Summary Report.
3. Attend the September Auction Committee meeting to receive your auction project check. Checks will be released at that time to all members who have completed and submitted a Summary Report with the required number of Thank You card(s) attached. Attendance is not required, checks will be available at the Extension office beginning the day following the auction meeting.

#### **Auction Program Commission:**

1. A commission of 6% will be withheld from the Gross Sale of each animal sold by the auction committee. Money collected will be used to promote future sales.
2. A bonus of 3% of the total Gross Sale will be provided each individual member who completes all phases of the auction project as stated in the guidelines.

#### **Auction Project Disqualifications:**

1. Members will not be provided the opportunity to sell an animal in the auction if any of the following occurs:
  - An attempt is made to weigh an animal that has been artificially changed to enhance the conformation of the animal, such as lifting or filling under the skin, or adding weighted material on or in the animal.
  - An attempt is made to weigh an animal other than the animal registered in the project during the pre-fair weigh-in.
  - An attempt is made to re-weigh an animal. All animals will be weighed one time only, at the pre-fair and county fair weigh-in.
  - A member does not participate in the conformation and showmanship classes as needed.
  - A member does not participate in all phases of the Livestock or Small Animal judging contest.
  - Members are not available at the time their animal is to enter the sale ring.
  - Members are found in violation of the 4-H Code of Conduct or Myrtle Point School District Code and/or National FFA Show Conduct Code prior to the auction.
  - Members do not participate in all phases of the project (pictures, reports, commentary cards, showmanship, sale order).

2. Members may be unable to participate in the auction, but will complete the year in the project if the following occurs:
  - An auction project animal dies.
  - An auction project animal is refused entry to the fair during the veterinarian's health check.
  - An auction project animal does not meet all of the requirements needed to enter the sale, but is shown in the appropriate market or feeder class and showmanship.
  - Valid physicians certification.

**Auction Program Liabilities:**

1. Auction program participants not following the stated guidelines of the Auction Program, or the Code of Conduct, may be refused participation in the auction program for one year.
2. If the auction project is condemned in the slaughter process (because of disease, use of medicine, infection, etc.), it is the 4-H/FFA member's responsibility to absorb the loss.
3. Any evidence of artificial coloring or artificial means of removing physical defects will result in the owner of the animal being barred from future shows and all awards and sale proceeds will be withheld from the current show.
4. If proper care is not provided the auction animal while exhibited at the county fair, it may be requested that the animal be weighed, and a determination made whether or not the animal will be sold in the auction. If an animal is found to have lost 12% or more of total body weight, while at the county fair, it may be refused entry into the sale.

**Auction Project Recognition:**

1. Each auction animal, whether shown in the auction, market or feeder class, will receive a ribbon award. Premiums for the award will be provided by the fair board.  
Any animal removed from the project after placings have been made will forfeit all special recognition.
2. Special awards will be provided the Champion animal of each species.
3. Special awards will be provided the High Gaining animal of the beef, swine, goat and sheep species.
4. Additional awards will be presented as provided by donors.
5. Scholarship applications will be made available to graduating seniors who have been active in the auction project for three consecutive years prior to graduation. A description of the scholarship and the application form is included in this publication. Scholarships will be awarded on a competitive basis, based on applications, interviews and funds available. Not all applicants are guaranteed a scholarship.

\*\* Monies received from the auction sale of donated cakes is used to fund these scholarships. Thank you to those generous supporters.

## CALENDAR OF EVENTS

- FEBRUARY:** Enrollments Due for all project areas  
One of two mandatory auction meetings - must attend one  
Predicting Project Costs  
Project Management
- MARCH:** Second mandatory auction meeting - must attend one  
Beef Weigh-In 10 a.m. - 12 p.m.  
Last Date to Re-Weigh Steers
- APRIL:** OSU Project Sale, Clinic & Judging Contest  
Steer Weigh-In Reports Due  
Lamb, Goat & Hog Weigh-Ins  
    10 a.m. - 11 a.m.: Lambs and Goats  
    11 a.m. - 1 p.m.: Hogs  
Payment Due For Poultry Order  
Last Date to Re-Weigh Lamb, Goat or Pig
- MAY:** 4-H Fair Entries Due  
OSU Heifer & Steer Show  
Lamb, Goat & Pig Reports Due  
AG Fest / Pre-Fair Livestock Clinic
- JUNE:** Auction Scholarship Interviews  
Pre-Fair Weigh-ins for Chickens and Rabbits
- JULY:** Poultry and Rabbit Reports Due  
Coos County Fair
- AUGUST:** Auction Project Summary Report and Thank You(s) Due
- SEPTEMBER:** Auction Checks Available  
4-H Recognition Program


### **Auction Committee Meetings:**

The committee meets the second Tuesday of the month, at 7:30 pm. Meetings are scheduled each month, February through October. All meetings are held in the Jordan Utsey conference room of the Ohlsen Baxter Building in Myrtle Point.

### **Coos Youth Auction Committee By-Laws:**

Current by-laws of the Coos Youth Auction Committee are included in the last section of this publication.

# MARKET ANIMAL HEALTH



## MARKET ANIMAL HEALTH

Use this information as a supplement and outline to the 4-H/FFA project books. Also update and include new information on health care as needed. This guideline is an incentive for producers of meat animal projects to feed and maintain their animals in a proper and safe manner, enhancing the product being provided the consumer.

Market animal producers are encouraged to produce high quality animals using a minimum of antibiotics by maximizing proper nutrition, good management and preventive medicine. Youth need to be aware that just because they are producing a limited number of animals does not make it any less a responsibility to present the safest meat product possible.

**Keep It Clean:** Many animal health problems can be avoided if you keep it clean!

**Clean Water:** Check the water supply daily, especially if animals are confined. Don't assume the water tank is full, check it out and keep it clean. The use of an automatic water system is encouraged for all species.

**Clean Pen:** Keep the area clean and free of damp bedding. Beef, goats and sheep are likely to develop foot and hoof problems if left on wet bedding. It is very difficult to produce a showmanship quality coat on an animal kept in a dark, damp pen. After you sell your animal, clean the pen to the floor and disinfect the area with diluted chlorine, barn lime, etc.

**Clean Feed:** Keep the feeder clean. Remove stale feed, manure, or foreign objects from the animal's feeder. Dumping clean feed on old, stale or moldy feed will do nothing to improve the quality of your project.

**Clean Air:** Buildings need to be well ventilated, providing good air circulation. This keeps the animal healthy and helps keep the pen dry and free of some potential problems. If your animal is penned outside, be sure to provide shelter and/or shade. An animal exposed to extreme heat will not eat the needed ration to gain weight.

**Clean Feed:** Look at the quality of the feed you are providing your market animal. Is it free of dust, mold, poor quality grains and pellets. If pelleted feed is not firm and fresh, look for a different brand of feed. Hay provided to beef, goats and sheep should be high quality, free of weeds and dust.

**Good Nutrition:** Read the labels on the feed, and read the information in your project book. Talk with the people selling feed. Make certain that your market animal is getting a complete ration. If you are feeding whole grains, be sure to follow the guidelines in your project book. Beef, goats and sheep must also be provided trace minerals. This is necessary whether they are fed a complete ration or a mixed ration. \*\*The new Veterinary Feed Directive has changed the availability of some medicated products. Check with your veterinarian or feed dealer.

**Vaccinations:** All project animals need to be vaccinated for certain diseases. Most vaccinations need to be given twice to be effective (normally the second dose is given 2-6 weeks after the first). Almost all vaccines have a MEAT ANIMAL DRUG WITHDRAWAL TIME. READ THE LABEL, and follow the directions carefully.



Whenever it is necessary to give an animal a shot, think about the carcass you are producing. **Do Not** give shots in the higher priced cuts of meat (the rump). Do give all shots in the lower priced cuts of meat (the neck). Some drugs cause tissue damage long after the drug withdrawal time (such as LA 200) resulting in carcass loss.

Check with the producer when you purchase your market animal. Find out if the animal was vaccinated, with what, and do you need to give a booster shot? At the same time, find out and write down the following information about your project animal:

- What breed is the animal?
- Was it dewormed? When? Type of dewormer?
- When was it born?
- What has the animal been eating?

### **General Vaccination Recommendations:**

**BEEF:** 8-Way Clostridial - recommended for the vaccination of healthy cattle against diseases caused by clostridial bacteria. This protection is essential, since the diseases are usually fatal, and the on-set rapid.

Lepto Brucellosis 4-Way Respiratory Vaccine (Triangle IV) - recommended for the vaccination of healthy cattle to protect against IBR (Infectious Bovine Rhino trachitis), BVD (Bovine Diarrhea), P13 (Para-influenza-3) and BRSV (Bovine respiratory syncytial virus).

It is recommended that a modified live vaccine be used for IBR, BVD, P13 and BRSV. All of these vaccines should be given at a low - stress time, when the animal is not being dewormed, weaned, dehorned or transported.

IBR-P13 Nasalgen - to provide protection against shipping fever. This should be given the animal when you unload at home, not as a prevention measure.

Selenium/Vitamin E - If the owner has not recently provided this shot, do so when you unload the animal at home. Be aware of toxicity levels before giving this injection. The injectable form is available by prescription only.

**Check the meat/drug withdrawal time on all product labels before administering.**

**SHEEP AND GOATS:** C&D with Tetanus - recommended for the immunization of healthy sheep and goats against enterotoxemia caused by clostridium perfringes Type C & D and Tetanus.

Respiratory Vaccines - may be useful in areas of extreme temperature and/or weather change, or where animals are exposed to a number of non-project lambs or goats.

BoSe - is recommended for young lambs and goats to provide an adequate level of selenium as a prevention to the disease white muscle. BoSe requires a prescription from your veterinarian.

**POULTRY:** Starting chicks on a medicated starter ration feed will ensure a healthy beginning. Check withdrawal dates on this feed, making certain there is adequate time between the completion of this ration and sale day.

**RABBITS:** None recommended, check with your feed dealer and veterinarian.

**SWINE:** 3-way vaccine - recommended to provide protection against Atrophic Rhinitis, Pasteurellosis and Erysipelas.  
Iron injections are necessary in newborn piglets.

### **Suggested Deworming Requirements:**

Deworming is necessary to control internal and external parasites in meat animals. The following recommendations will help assure the buyer of a healthy and well managed meat animal.

Dewormers are available in several forms: soluble in the drinking water, added to the feed ration, poured on the animal, given orally or by injection. Before giving any dewormer, read the direction for dosage, method of administration and drug withdrawal time. The least effective dewormer is the type which is added to the drinking water. The next type up from the bottom is that added to the feed, especially if more than one animal is being fed. Dewormers given orally should be given as directed, with feed and water being withheld for some types. If you choose to use an injectable, select a site that will not damage prime meat cuts.

When using a pour-on, be sure to follow the recommendations for protecting yourself from the drug. This is especially important if you are treating for external parasites. If you are using Ivomec dewormer for beef or sheep, do not use an additional external parasite treatment.

Know your animal's weight before administering a dewormer. If you are adding the medicine to the feed or water, separate all animals to be treated and provide them independent portions of the treated feed or water. Make certain the animal consumes all of the dose. Do not assume that a swine dewormer will work for beef, goats and sheep, or that a beef dewormer will be adequate for swine, goats and sheep. Read the label, and if unclear, check with a veterinarian. Single doses of some types of dewormers may be secured from a veterinarian.

**BEEF:** Treat for internal parasites with an approved dewormer. Treat for external parasites. Treat for liver flukes, if your animal has been on pasture. Ivomec F will treat for all three, internal and external parasites and liver flukes. Do not duplicate the treatment if you are using Ivomec F. Treat the animal when it is purchased, using information from the producer to help you decide what the animal needs. This would be an excellent time to treat both internal and external parasites. Deworm in the winter, January or February, as general maintenance. If the steer is on pasture, include treatment for liver flukes. Deworm during the March weigh-in.

If necessary, administer a dewormer in the summer. Check withdrawal times before deworming in the summer.

**SHEEP:** Young lambs can be started on a deworming routine when 30-45 days old. A regular schedule of deworming every 21-28 days should be maintained throughout the spring and summer.

Lambs can be treated for internal and external parasites, with products listed as safe for sheep. Lambs on pasture should also be treated for liver flukes. Lambs can be dewormed on the above schedule, if raised from ewes in the member's project. If lambs are purchased, they should be dewormed, deflucked and treated for external parasites at the time of purchase. Be sure not to duplicate treatments, if Ivomec is used. It will protect from internal and external parasites. Lambs should receive a basic internal parasite dewormer every 21-28 days, until the critical time for drug withdrawal dates.

**GOATS:** Young goats can be started on a deworming routine when 30-45 days old. A regular schedule of deworming every 21-28 days should be maintained throughout the spring and early summer.

Goats can be treated for internal and external parasites, with products listed as safe for goats. Goats on pasture should also be treated for liver flukes.

Goats can be dewormed on the above schedule, if raised from does in the member's project. If goats are purchased, they should be dewormed, deflucked and treated for external parasites at the time of purchase. Be sure not to duplicate treatments. Goats should receive a basic internal parasite dewormer every 21-28 days, until the critical time for drug withdrawal dates. **Use only veterinarian recommended wormers and medications.**

**POULTRY:** Dewormers are available that can be added to the water or feed. Check withdrawal dates, and investigate possible options.

**RABBITS:** None recommended. Check with your feed supplier and veterinarian.

**SWINE:** Discuss the deworming schedule for the weaner pig you plan to buy. Deworm pigs at 100 pounds, and again if necessary, using the drug withdrawal days as a guide. Be sure to pen pigs separately when deworming, whether in the feed or water. If an injection is given, be sure to select a safe site.

### **Identifying Signs of Illness:**

It is critical to identify the early warning signs of illness in an animal being raised for the auction project. Several days off feed can interfere with months of work with your animal's feeding program. Use the following guidelines to help identify when to be concerned:

- Animal is not eating the usual ration of feed. A slight change in appetite may be caused by changes in the temperature, but complete loss of appetite should not go unnoticed.
- Animal is not drinking water. This is most easily detected when the animal is provided clean water each day, without an automatic device or nipple supplying the water.
- Animal has an unusual discharge from the anus. This may be mucous or blood, diarrhea, or dry, hard manure. Any change from the normal, especially if accompanied by an odor or change in color should be noted.
- Animal has a mucous, froth, or blood discharge from the mouth or nose.

- Animal has a watery or mucous discharge from the eyes.
- Animal has become lame, such as a sprain, cut, footrot, scald or puncture wound.
- Animal has a fever, is shaking or shivering.
- Animal develops a rough, dry, dull coat.
- Animal is scratching and has hair loss in patches. Could have ringworm, warts, or external parasites.
- Animal is depressed, has droopy ears and is listless.

### **Reacting to Health Problems:**

- Examine your animal and make notes.
- Determine the animal's temperature. Use a rectal thermometer purchased from the veterinarian's office or feed store.
  - Beef: 101.5 degrees F is normal    Sheep: 102.3 degrees F is normal
  - Rabbits: 102.5 degrees F is normal    Swine: 102.6 degrees F is normal
  - Goats: 102.3 degrees F is normal
- Any reading 2 degrees above normal should indicate the need to contact a veterinarian. Allow for some elevation due to hot days and exercise by the animal. If you need to contact a veterinarian, be sure they know the type of project animal they are treating. Stress to them the need to keep the animal drug free for the safety of the meat.
- If medication is prescribed, be certain to follow the directions closely and complete the treatment as directed.
- Any injury to an animal, especially if the skin is broken or a joint swells, should be treated by a veterinarian as soon as the condition is noticed.

### **County Fair Health Guidelines:**

Read the health sections in the Coos County Fair Exhibitor's Handbook. Any concerns that will disqualify an animal from entering the fair should be known by members before they arrive at the check-in gate. Knowledge in advance can prevent refusal at the entry gate.

- |                |  |
|----------------|--|
| Warts:         | Beef animals with warts are not allowed in the fair. Aggressive treatment may be successful in curing the warts, or removal may be needed. Warts are contagious, so segregate animals if you have several housed together. |
| Pinkeye:       | Beef, goats and sheep can have pinkness or cloudiness of the eye. If noticed early, it can be successfully treated. If the infection goes untreated, permanent damage may result. Seek veterinarian assistance.            |
| Foot Problems: | A wet pen can lead to severe infections of the hoof and/or foot. Foot rot can develop and will need to be treated with regular trimming, topical foot rot medication, and possibly antibiotics.                            |
| Scald:         | Scald can create similar problems, but between the hoof. In severe cases, maggots can be found between the hoof. Watch for soft spots, change in odor, and limping. Keep bedding dry and the pen clean.                    |

Ringworm: Noticeable round patches on the skin, where the hair is gone and the skin appears scaly, may be ringworm. Exposure to sunlight and applications of iodine will improve the condition. Ringworm is contagious, keep animals separated and wash your hands. It can be transferred to humans.


Diarrhea: Try to determine the cause of the diarrhea. Have there been changes in the feeding routine, the type or amount of feed, the weather, water consumption, exercise, etc.

External Parasites: All animals should be free of lice, ticks or mange. Careful rinsing when washing animals will help identify any problems and reduce skin irritations that can resemble these problems.

Respiratory Infections: Animals showing signs of respiratory infections may be refused entry to the county fair.

Any signs of illness should receive attention. Watch the animal closely, and if symptoms do not disappear, take action to correct the problem. Contact your parent, 4-H leader, FFA advisor, or veterinarian to help keep your animal healthy.

**COOS YOUTH AUCTION COMMITTEE, INC.**



## **Coos Youth Auction Committee, Inc.**

The Coos Youth Auction Committee, Inc., a non-profit organization which has as its goal the sponsorship, promotion and management of a livestock sale for 4-H and FFA project animals, is the organization responsible for conducting an auction of beef, sheep, poultry, rabbits, goats and hogs during the Coos County Fair.

The main goal of this committee is to provide an avenue for marketing project animals raised by youth in the county. To achieve this goal, the Coos Youth Auction Committee sets the following priorities:

- \* Provide the educational programs needed to assist youth in raising a safe and wholesome meat product.
- \* Provide an assessment of the animals raised, which will help produce a safe and wholesome meat product.
- \* Promote the activities of the youth involved in the auction project.
- \* Provide the records to engage youth in marketing and production skills.
- \* Promote the sale of the project animals.
- \* Provide a safe environment for the sale of auction project animals.
- \* Coordinate with department superintendents, 4-H and FFA program supervisors, the auctioneer, fair board and general public, to provide a positive activity for youth in the county.
- \* Provide advertising of the event.
- \* Recognize buyers, program supporters, and youth involved in the program.
- \* Manage the monies collected through the sale of animals, and provide auction participants payment.

The annual events conducted by the Coos Youth Auction Committee, Inc. provide the support needed for this 4-H and FFA project to be successful. Guidelines adopted in the Auction Project are influenced by the Board of Directors of the the Coos Youth Auction Committee and the Oregon State 4-H and FFA Offices. Questions relating to the auction animal project should be directed to the Auction Committee or the Extension Office.

### **Board of Directors: Coos Youth Auction Committee, Inc.**

President  
Vice President  
Treasurer  
Secretary  
Youth Representatives (4-H and FFA)  
Swine Superintendent  
Beef Superintendent  
Sheep Superintendent  
2 Members At Large  
FFA Advisor, Exofficio  
4-H Agent, Exofficio

## Auction Arena Signs

Auction Arena Signs are sold each year to help support the auction program. The signs are hung around the Livestock Arena and are prominently displayed during the fair and the sale on Saturday. The businesses and organizations sponsoring the signs are an integral portion of the program's support.

Any business, person or organization wishing to purchase an arena sign may contact any committee member. Using the information below, a sign will be made to promote that business by hanging the sign around the arena. The Auction Committee will have the original sign manufactured for the initial cost of \$125.00. Each year thereafter the signs are displayed throughout the fair with payment of the \$75.00 renewal fee.

Renewal letters are sent to sign sponsors in April of each year allowing them to request their sign be displayed during the Coos County Fair.

All Auction participants are encouraged to talk to potential sponsors that may be interested in purchasing a sign. Many people do not know how to participate in this part of the program. If there are questions contact any committee member.

<b>Auction Arena Sign</b>
NAME OF BUSINESS OR ORGANIZATION: <hr/>
MAILING ADDRESS: <hr/>
PHONE: <hr/> EMAIL: <hr/>
NEW: \$125.00 <hr/> RENEWAL: \$75.00 <hr/>
Attach a Business Card or add information for the sign: <hr/> <hr/>
Do you want your LOGO on the sign? <hr/>
<b>Due by June 15th to an auction committee member.</b>



## Coos Youth Auction Educational Display Contest

4-H and FFA members participating in the Coos Youth Auction program are invited to create an educational display and enter it as a 4-H exhibit at the Coos County Fair. Displays may be entered by an individual or club. Members enter this contest by signing up for the class on the fair entry form in June. Members will schedule an interview with a judge during the weekend before fair, to present their display.

Cash awards for this contest are sponsored by the Coos Youth Auction Committee at the following amounts:

\$300 – first place  
\$200 – second place  
\$100 – first place

### Educational Display Guidelines

Exhibitors may enter up to three classes with only one exhibit per class. The exhibit may be a poster or a three dimensional display. Individual exhibits are limited in size to 30” wide, 24” deep (front to back), and 36” high. Club exhibits are limited in size to 60” wide, 24” deep and 36” high.

Exhibits may include pictures, models, diagrams and actual articles if they qualify for the safety standards listed below. Drawings or photos which are an essential part of the display should be firmly attached to the board. Loose materials like soil, bark or sand must be displayed in closed containers. All information contained in the exhibit must be able to be viewed by the public by looking at the display.

No books or notebooks will be accepted as part of the display. The following materials will ***not*** be allowed on the display for safety reasons: living organisms-plants or animals or dead parts of animals or plants; liquids; aerosol bottles or other pressurized gases; glass; hazardous materials; and sharp items.

An Educational Display Exhibit Explanation Card (000-01) must be attached to each exhibit. Judging criteria are outlined on the 4-H Educational Display Evaluation Sheet (000-02). Both are available from the county Extension Office or state 4-H website at:

<https://extension.oregonstate.edu/4h/state-fair#Communication>

Club exhibits are to be entered under the club name, but must include the names of all members and leaders. This may be on a separate paper securely attached to the back of the exhibit. Each piece of an exhibit must have name, county and class number securely attached to it. All parts of the display should be attached to one another in order to keep the exhibit together as a unit.



VI. What school do you plan to attend? \_\_\_\_\_  
Name

\_\_\_\_\_

Address City State Zip

VII. What major course of study do you plan to pursue, and for what occupation are you preparing?

\_\_\_\_\_  
\_\_\_\_\_

VIII. What special activities such as clubs, societies, churches, athletics, have you participated?

\_\_\_\_\_  
\_\_\_\_\_

IX. Have you received other scholarships or cash awards? If so, give names and amounts.

\_\_\_\_\_  
\_\_\_\_\_

X. Names and occupations of persons writing your letters of recommendations:

1. \_\_\_\_\_
2. \_\_\_\_\_
3. \_\_\_\_\_

XI. A personal interview will be required with the time to be specified by the Coos Youth Auction Committee selection committee. Applicants are to have their permanent 4-H or FFA records available for the interview committee at this time.

XII. Write a short biography including reasons for your choice of major subject and what your plans are for the future, **IN YOUR OWN HANDWRITING. Attach your biography and a photo to the application.**

XIII. Official transcript, in sealed envelope, must be included with the application and biography.



VI. What school are you attending or planning to attend? \_\_\_\_\_  
Name

\_\_\_\_\_  
Address City State Zip

VII. What major course of study are you pursuing, and for what occupation are you preparing?  
\_\_\_\_\_  
\_\_\_\_\_

VIII. What employment opportunities or special activities such as clubs, societies, churches, athletics, have you been involved in?  
\_\_\_\_\_  
\_\_\_\_\_

IX. Please let the committee know when and how you would be available to help us prepare for or work the current year's auction.  
\_\_\_\_\_  
\_\_\_\_\_


X. Names and occupations of persons writing your letters of recommendations:  
1. \_\_\_\_\_  
2. \_\_\_\_\_  
3. \_\_\_\_\_

XI. A personal interview will be required with the time to be specified by the Coos Youth Auction Committee selection committee.

XII. Write a short essay including reasons for your choice of major subject, what you have learned so far and what your plans are for the future, **IN YOUR OWN HANDWRITING. Attach your essay and a photo to the application.**

XIII. Official transcript, in sealed envelope, must be included with the application and essay.

# **AUCTION PROJECT RECORDS**



## AUCTION PROJECT RECORDS

The following information describes the record keeping needed to meet the project requirements for the Auction Animal project.

1. **Auction Animal Reports** -- This report is given to members at the pre-fair weigh-in or identification day. It is to be completed, signed and returned to the Extension Office by the dates listed on the report. The report form regarding point of origin for each goat and lamb (COOL) is due at this time also. Not required for beef, swine and small animals.
2. **Feed and Growth Report** -- The feed record portion of this form should be completed on each animal entered in the project. The record should include all feed provided from the pre-fair weigh-in through the county fair. Animals raised by the member, or purchased in advance of the pre-fair weigh-in, should also be started on the pre-fair weigh-in date.  
  
The completed feed and growth record should become a part of the project record and remain in the 4-H or FFA record book.
3. **Weight Gain Record** -- This report must be completed on each animal or pen of animals that was entered in the auction project and weighed at the county fair. Following the weigh-in at fair, complete this form and deposit in the auction file box on Tuesday by 8 pm. If an animal is not present at fair complete the form with a statement explaining why.
4. **Sale Animal Entry Form** -- The sale entry form needs to be completed on the animal that will be sold following the last auction class you participate in. This form is due by Wednesday at 8 pm and put in the auction file box.
5. **Commentary Card** -- A completed commentary card needs to be deposited in the auction file box. This must be done by 8 pm Thursday and put in the auction file box.
6. **Thank You Photo** -- Following the sale of your auction animal, secure the photo Thank You for your buyer. Deliver this to the buyer, and thank them for their support.
7. **Auction Summary Report** -- Complete the report, using information from your Feed and Growth record and the sale report provided you by the Extension office. Submit this report to the Extension Office by the date indicated on the form, or at the auction booth by Saturday 8 pm during the fair.
8. **Write A Thank You** -- Prepare a letter(s) or card(s) which thanks each buyer(s) of your animal for their participation in the program. The time taken to recognize their support will greatly assist the future of the Auction Program. Submit the Thank You(s) with your Summary Report.

\*Completing each of the above steps, having your animal available at the pre-fair and fair weigh-ins, participating in showmanship and being available for the sale, will provide you the 3% bonus in your sales check. **Failure to complete the above paperwork, or other guidelines of the auction program will result in the full 6% commission being withheld from your payment.**





**AUCTION ANIMAL REPORT  
FAMILY OWNED BACK-UP ENTRY  
Pre-Fair Weigh-In and Identification**

Project:   \_\_\_ Steer   \_\_\_ Hog   \_\_\_ Lamb   \_\_\_ Goats

Eligible Exhibitors: List the names of those family members qualified to use this animal as a replacement entry. Names should appear in the order of preference, in the event that more than one exhibitor needs a back-up animal. Members who weigh in two animals of any one species are not eligible to use a family owned back-up animal in that species.

1. \_\_\_\_\_ 4-H \_\_\_ FFA
2. \_\_\_\_\_ 4-H \_\_\_ FFA
3. \_\_\_\_\_ 4-H \_\_\_ FFA
4. \_\_\_\_\_ 4-H \_\_\_ FFA
5. \_\_\_\_\_ 4-H \_\_\_ FFA

Date Animal was weighed: \_\_\_\_\_

Tag and Tattoo number: \_\_\_\_\_

Weight: \_\_\_\_\_

Required Weight Gain of This Animal For Fair: \_\_\_\_\_

Required Weight of This Animal at Fair Weigh-in: \_\_\_\_\_

Sex of Animal: \_\_\_\_\_

Description:

#1. Member Signature \_\_\_\_\_ Date \_\_\_\_\_

#2—5. Member(s) Signature \_\_\_\_\_  
The above member(s) understand and agree to the auction guidelines.

Leader Signature \_\_\_\_\_ Date \_\_\_\_\_

Parent/Guardian Signature \_\_\_\_\_

Submit this form with the entry form for individual entries.

# AUCTION POULTRY REPORT

## Pre-Fair and Fair Weigh-In and Identification

Project: Poultry

\_\_\_\_\_ 4-H \_\_\_\_\_ FFA  
Place check mark before the appropriate selection

Name \_\_\_\_\_

Address \_\_\_\_\_

Town \_\_\_\_\_ Phone \_\_\_\_\_

Club/Chapter \_\_\_\_\_

Complete The Following: Date Animals Were Weighed: Pre-Fair \_\_\_\_\_ Fair \_\_\_\_\_

Tag Numbers of Animals: All Poultry (up to 10 animals)

	Pre-Fair	Fair		Pre-Fair	Fair
# _____	Wt. _____	_____	# _____	Wt. _____	_____
# _____	Wt. _____	_____	# _____	Wt. _____	_____
# _____	Wt. _____	_____	# _____	Wt. _____	_____
# _____	Wt. _____	_____	# _____	Wt. _____	_____
# _____	Wt. _____	_____	# _____	Wt. _____	_____

**Pen #1** Fill this in after the Fair weigh-in **Pen #2**

# _____	Wt. _____	_____	# _____	Wt. _____	_____
# _____	Wt. _____	_____	# _____	Wt. _____	_____
# _____	Wt. _____	_____	# _____	Wt. _____	_____

Pre-Fair Member Signature \_\_\_\_\_ Date \_\_\_\_\_

The member agrees to the above weights and numbers.

Fair Member Signature \_\_\_\_\_ Date \_\_\_\_\_

The member agrees to the above weights and numbers.

Pre-Fair Auction Representative Signature \_\_\_\_\_

Fair Auction Representative Signature \_\_\_\_\_

Poultry Report Due at Pre-Fair Weigh-in (or by July 12th if member not present)  
and Fair Weigh-in Day for this specie.

\*\*This report will become your official entry into the Coos County Auction Animal Project.

# AUCTION RABBIT REPORT

## Pre-Fair and Fair Weigh-In and Identification

Project: Rabbits

\_\_\_\_\_ 4-H \_\_\_\_\_ FFA  
Place check marks before the appropriate selection

Name \_\_\_\_\_

Address \_\_\_\_\_

Town \_\_\_\_\_ Phone \_\_\_\_\_

Club/Chapter \_\_\_\_\_

Complete The Following:

Date Animals Were Weighed: Pre-Fair \_\_\_\_\_ Fair \_\_\_\_\_

Tag or Tattoo Numbers of Rabbits

Pen 1 Rabbits (4 maximum)

Pen 2 Rabbits (4 maximum)

	Pre-Fair	Fair
# _____	Wt. _____	_____

	Pre-Fair	Fair
# _____	Wt. _____	_____

# _____	Wt. _____	_____
---------	-----------	-------

# _____	Wt. _____	_____
---------	-----------	-------

# _____	Wt. _____	_____
---------	-----------	-------

# _____	Wt. _____	_____
---------	-----------	-------

# _____	Wt. _____	_____
---------	-----------	-------

# _____	Wt. _____	_____
---------	-----------	-------

Hi-light or circle animals chosen for pens at fair weigh-in.

Description of the animals. (Color, markings, breed, etc.)

Pre-Fair Member Signature \_\_\_\_\_ Date \_\_\_\_\_

The member agrees to the above weights and numbers.

Fair Member Signature \_\_\_\_\_ Date \_\_\_\_\_

The member agrees to the above weights and numbers.

Pre-Fair Auction Representative Signature \_\_\_\_\_

Fair Auction Representative Signature \_\_\_\_\_

Rabbit Report Due at Pre-Fair Weigh-in (or by July 12th if member not present)  
and Fair Weigh-in Day for this specie.

\*\*This report will become your official entry into the Coos County Auction Animal Project.





# Feed and Growth Record for 4-H Market Animals

For 4-H members who want to keep more complete records on market beef, goats, sheep, swine and other market animals and be able to figure rate of gain, cost of gain, and ability to use feed. This record is in addition to other records in the 4-H Animal Science project. Use one record for each animal or pen of animals. Start weight and feed records at the time of the official weigh-in. Weigh your animals monthly if possible.

NAME: \_\_\_\_\_ COUNTY: \_\_\_\_\_

Name or description of animal(s) or pen of animals: \_\_\_\_\_

Species (beef, dairy cattle, goat, poultry, rabbit, sheep or swine): \_\_\_\_\_

Identification of animal(s): \_\_\_\_\_

Birth date of animal(s): \_\_\_\_\_ Purchase date or obtained: \_\_\_\_\_

Breed of sire: \_\_\_\_\_ Breed of dam: \_\_\_\_\_

### RATE OF GAIN

	<b>Weight</b>	<b>Date</b>
Ending	_____	_____
Beginning	_____	_____

Lb Gained	_____	Number of growing days _____	Average daily gain _____
-----------	-------	---------------------------------	-----------------------------

(Calculate the average daily gain by dividing the lb gained by the number of growing days)

Lb of feed fed	_____	Lb gained	_____	= feed efficiency	_____
	<i>(from the back of this sheet)</i>				<i>(lb of feed/lb gained)</i>

(Calculate feed efficiency by dividing the lb of feed fed by the lb gained.)

Cost of feed	_____	Lb gained	_____	= Cost of feed/lb gained	_____
	<i>(from the back of this sheet)</i>				

(Calculate the cost of feed per lb gained by dividing the cost of the feed by the lb gained.)

# Feed Record

Month	Kinds of feed – (Ration No. 1, rolled barley, alfalfa hay, etc.)								Total cost of feed
							Pasture		
	Lb	Cost	Lb	Cost	Lb	Cost	Days	Cost	
Total		\$		\$		\$		\$	\$

**FINANCIAL SUMMARY**

- 10. Cost of animal \_\_\_\_\_ (see *4-H Animal Science Record*, page 1)
- 11. Cost of feed \_\_\_\_\_ (see above table)
- 12. Cost of other expenses \_\_\_\_\_ (see *4-H Animal Science Record*, page 2)
- 13. Total cost \_\_\_\_\_
- 14. Sale price \_\_\_\_\_ (\$ \_\_\_\_\_ per lb)
- 15. Profit/loss \$ \_\_\_\_\_ (Subtract the total cost from the sale price. Enter this figure on Page 4 of the *4-H Animal Science Record*.)
- 16. Profit/loss per lb \$ \_\_\_\_\_ (Calculate the profit/loss per lb by dividing the profit/loss by the Lb gained.)
  
- 17. Carcass data: Yield grade \_\_\_\_\_  

(1,2,3,4)
- 18. Quality grade \_\_\_\_\_  

(prime, choice, select)

Produced and distributed in furtherance of the Acts of Congress of May 8 and June 30, 1914. Extension work is a cooperative program of Oregon State University, the U.S. Department of Agriculture, and Oregon counties. Oregon State University Extension Service offers educational programs, activities, and materials—without regard to race, color, religion, sex, sexual orientation, national origin, age, marital status, disability, and disabled veteran or Vietnam-era veteran status—as required by Title VI of the Civil Rights Act of 1964, Title IX of the Education Amendments of 1972, and Section 504 of the Rehabilitation Act of 1973. Oregon State University Extension Service is an Equal Opportunity Employer. Adapted from 4-H 140R June 2014

**WEIGHT GAIN RECORD**

Name \_\_\_\_\_ Club \_\_\_\_\_

Project: \_\_\_\_\_ Beef \_\_\_\_\_ Sheep \_\_\_\_\_ Swine \_\_\_\_\_ Rabbits \_\_\_\_\_ Chickens \_\_\_\_\_ Goats  
\_\_\_\_\_ 4-H \_\_\_\_\_ FFA

Rate of Gain: \_\_\_\_\_ Final Wt. (fair weigh-in) Ear Tag # \_\_\_\_\_  
\_\_\_\_\_ Pre-Fair Wt.  
\_\_\_\_\_ Total Pounds Gained **One report for each animal**  
(subtract pre-fair wt. from final wt.)

Days on Feed: \_\_\_\_\_ Pre-Fair to Fair Weighing

Daily Gain: \_\_\_\_\_ Total Pounds or Ounces Gained  
\_\_\_\_\_ Days on Feed  
(divide total pounds/ounces by days on feed)

1. Did your project meet the minimum weight? \_\_\_\_\_ Yes \_\_\_\_\_ No
2. Did your project meet the average daily gain? \_\_\_\_\_ Yes \_\_\_\_\_ No
3. What class will you enter? \_\_\_\_\_ Auction \_\_\_\_\_ Market \_\_\_\_\_ Feeder
4. Why was this animal not weighed? \_\_\_\_\_

**Return this form to the Auction Drop Box on the day of the fair weigh-in. A separate form is needed for each animal. Animals not making the auction are not to be advertised For Sale, or sold by private treaty prior to the completion of the auction.  
Due by 8:00 pm Tuesday, before the Saturday auction.**

**Sale Animal Entry Form  
Coos Youth Auction Program**

Each 4-H/FFA member who has successfully completed all phases of the Coos Youth Auction Project must complete and return this form to the Auction Drop Box for the species they plan to sell.

Exhibitor Name \_\_\_\_\_ Animal I.D. # \_\_\_\_\_

Club or Chapter \_\_\_\_\_

Animal/Pen To Be Sold: \_\_\_\_\_ First Entry \_\_\_\_\_ Back Up Entry \_\_\_\_\_ Family Back Up Entry

Division: \_\_\_\_\_ Beef \_\_\_\_\_ Sheep \_\_\_\_\_ Swine \_\_\_\_\_ Rabbit \_\_\_\_\_ Poultry \_\_\_\_\_ Goat

Submit this form at the Auction Drop Box by 8 pm on Wednesday before the Saturday auction. The participant must declare the auction animal at the end of the last class for that species. Participants with multiple species must declare the animal and species you will be selling by the end of the last auction class you participate in.

Champion and Reserve Champion Exhibitors: Request in writing a specific lot number you would like in the Sale Catalog. This information is due in the Auction Drop Box by 8:00 pm on Wednesday, before the Saturday auction.

## COMMENTARY CARD

NAME: \_\_\_\_\_

4-H CLUB/FFA CHAPTER: \_\_\_\_\_

YEARS IN 4-H/FFA \_\_\_\_\_ YEARS IN THE AUCTION PROGRAM? \_\_\_\_\_

TWEET IN TEN WORDS OR LESS ABOUT YOURSELF

\_\_\_\_\_

\_\_\_\_\_

**Due Thursday by 8:00 pm in the auction drop box.**



## AUCTION PROJECT SUMMARY

This report form is to be filed by each 4-H or FFA member who sold an auction animal in the sale at the county fair. This is the final report for this project, and should be returned to the Extension Office no later than the date indicated at the bottom of this form. Reports may also be submitted on the fairgrounds.

Name \_\_\_\_\_ Steer \_\_\_\_\_ Hog \_\_\_\_\_ Lamb \_\_\_\_\_  
Rabbit \_\_\_\_\_ Chicken \_\_\_\_\_ Goat \_\_\_\_\_

Auction Project Tag #: \_\_\_\_\_

### *Income*

Total Sales           \$ \_\_\_\_\_ = \$ \_\_\_\_\_ per pound times \_\_\_\_\_ weight of animal

### *Expenses*

Cost of Animal:       \$ \_\_\_\_\_     If you raised your auction animal, use the market value at the pre-fair weigh-in as the cost of your project.

Cost of Feed:         \$ \_\_\_\_\_     Cost of feed from the pre-fair to county fair weigh-in.

Other Costs:         \$ \_\_\_\_\_     Include veterinarian fees, medications, transportation, etc.

**Total Expenses**         \$ \_\_\_\_\_     Add all expenses listed above.

**Profit/Loss**             \$ \_\_\_\_\_     Total sales minus total expenses  
**(circle one)**


Determine your profit or loss by subtracting the total cost from the total sale. A positive dollar amount if a profit, and a negative dollar amount if a loss.

This completed form may be submitted to the Auction Project Display in the livestock barn, or sent to the OSU Extension Office, Ohlsen Baxter Building, 631 Alder Street, Myrtle Point OR 97458.

**Enclose a Thank You for your buyer or buyers with this final Auction Project Report. Checks are to be distributed to participants completing and submitting this form and Thank You at the September Auction Committee meeting.**

**Completed Form Due:  
8:00 PM on Saturday in the Auction Drop Box  
Or  
August 10 at the Extension Office**

# PROGRAM REQUIREMENTS AND ADVANCEMENTS



## MARKET ANIMAL PROGRAM

The guidelines on this form provide the information needed to complete all phases of the market animal program. Following this schedule should provide you the information needed to be prepared for all parts of the Auction Animal Program provided by the Coos Youth Auction Committee.

**Animal Age:** Make certain that your animal meets the following criteria.

1. Steers will not be more than 24 months old at the time of the county fair show and sale.
2. Lambs will be born in the current year.
3. Pigs will be born in the current year. Pigs born after February first are preferred.
4. Goats must be under one year of age, still have milk teeth with no break in the gums.
5. Rabbits must be less than 77 days old on weigh-in day at the county fair.
6. Chickens must be less than 56 days old on weigh-in day at the county fair.

These guidelines help ensure that a quality animal will be provided to the buyer, and your help is needed to meet these guidelines.

**Paper Work:** **Pre-Fair Weigh-In Report:** The report from the pre-fair weigh-in is due three weeks from the weigh-in or identification date. Failure to return this completed form on time may exclude you from the auction project. A sample of this report is included in this book.

**Feed & Growth Record:** This form is to be used to record all information about your market animal project from the pre-fair weigh-in through the sale at the fair. This record should be included with your 4-H or FFA forms. 4-H members should have this form in their record book with their 4-H notes, permanent record and other annual records. A sample of this form is included in this book.

**Weight Gain Record:** This 1/2 sheet report is to be deposited into the auction drop box on the day of the weigh-in at the fair (Tuesday). This report provides the superintendent with your record of the animal's average daily gain from pre-fair to fairtime weighing and indicates the final weight of the project animal. Your responsibility in completing this form and returning it the day of the weigh-in at the fair will indicate your interest in this project. A sample of this form is included in this book.

**Sale Animal Entry Form:** This 1/2 sheet report is to be deposited into the auction drop box after all Auction classes at the fair (Wednesday). This report provides the superintendent with your record of the animal entering the sale.

**Commentary Card:** This 1/2 sheet report is to be deposited into the auction drop box by Thursday to provide information about you to be read at the sale.

**Market Animal Summary:** This form will be provided in your packet at the county fair. If you sold an animal in the auction you will need to complete and return this form to the Extension Office by August 10th. The return of this form will activate the writing of your payment check.

**Animal Health:** It is your responsibility to follow the health guidelines in the front of the 4-H and FFA Fair Books, and to be aware of the withdrawal dates for any wormers, vaccines, antibiotics or other medications given your market

animals. The continuation of a positive auction program is the responsibility of the members raising animals to sell.

**Animal Weight:** The following gains and minimum weights will be used as the criteria for entering the auction animal class. Animals not meeting these standards will be shown in a market or feeder class.

Steers: 1000 lb. minimum, 3 pounds gain per day

Lambs: 115 lb. minimum, .50 pounds gain per day

Goats: 85 lb. minimum, .25 pounds gain per day

Hogs: 230 lb. minimum, 300 lb. maximum, 1.5 pound gain per day  
from pre-fair to county fair weigh-in

Rabbits: 4.5 pound minimum per rabbit

Poultry: 5.5 pound minimum per chicken

**Showmanship:** Each person enrolled in an animal science project is required to participate in the showmanship contest during fair. It is expected that each member participating in the market program will be a part of the showmanship contest in the project area of the market animal.

**Livestock Judging:** Each participant is required to participate in the livestock judging contest held during the county fair. Participants are encouraged to attend clinics and practices provided during the project year. Failure to complete the judging contest will result in a No Sale. Small Animal members must complete the small animal contest. The judging contest includes one class of oral reasons.

**Auction:** Each participant is to be prepared to enter the sale ring in the order scheduled by the lot drawings and announced by the department superintendents. Failure to be prepared to enter the sale arena will result in a No Sale for your animal.

**Ownership:** Each participant releases ownership of their project animal at the time of sale. Sold animals are not eligible for continued participation in the 4-H or FFA program.

**Transportation:** All large animals sold in the auction project sale will be offered the option of transport to a processor. Back up animals, Family back up animals, and animals sold during the fair, can be transported if the proper arrangements are made with the department superintendent and if the animal has an ear tag in place for identification.

**Payment:** Payment will be made by the Coos Youth Auction Committee, beginning at the September Auction meeting, to those participants who have submitted summary reports, thank you cards and all additional fair forms.

**Questions:** Contact the OSU Extension Office:

Department Superintendents:

Fred Messerle, Beef

Jane Kennedy, Swine

Dawn Panda, Rabbit

Kaarina Scolari, Sheep and Goats

Pat Furay, Poultry

## 4-H/FFA AUCTION PROJECT ADVANCEMENT Junior Level

Completion of the following activities will assist you in becoming aware of the animal auction program, and help you prepare to select, feed, manage, and exhibit a top-quality meat animal. Discuss the answer to each question with your 4-H leader, and have them initial when you complete the discussion.

- |   | <u>Ldr. Initial</u> |
|---|---------------------|
| 1. What are the four types of livestock and two types of small animals which can be entered in the auction project? | _____               |
| 2. How many years of 4-H must you complete before entering the auction project?                                     | _____               |
| 3. List three projects that you can enter in order to meet the first year qualification for the auction project.    | _____               |
| 4. What should the approximate weight be for a steer that is being weighed in at the pre-fair weigh-in?             | _____               |
| 5. What should the approximate weight be for a lamb that is being weighed in at the spring weigh-in?                | _____               |
| 6. What should the approximate weight be for a pig that is being weighed in at the spring weigh-in?                 | _____               |
| 7. What should the approximate weight be for a goat that is being weighed in at the spring weigh-in?                | _____               |
| 8. What would you feed a steer that is being fed for the auction?   | _____               |
| 9. What would you feed a pig that is being fed for the auction?   | _____               |
| 10. What would you feed a lamb that is being fed for the auction?   | _____               |
| 11. What would you feed a goat that is being fed for the auction?   | _____               |
| 12. Which of the four would be the least expensive to feed?   | _____               |
| 13. What is the average cost of 50 pounds of feed grain?  | _____               |
| 14. If an auction animal needs a vaccination or antibiotic injection, where should it be given?                     | _____               |
| 15. Why should the pen and feeder for your auction animal be cleaned regularly?                                     | _____               |
| 16. What are two signs that your auction animal may not be feeling well?  | _____               |
| 17. What should you tell a veterinarian about your project animal, if it needs treatment?                           | _____               |
| 18. What is the least that a steer, lamb, goat and hog can weigh, and be in the sale?                               | _____               |
| 19. Why aren't rabbits and chickens weighed when the lambs, goats and pigs are weighed?                             | _____               |
| 20. How are chickens identified as auction pen animals?   | _____               |
| 21. How are rabbits identified as auction pen animals?  | _____               |
| 22. How many rabbits or chickens are in an auction pen?   | _____               |

Date Completed: \_\_\_\_\_

Leader Signature: \_\_\_\_\_

## 4-H/FFA AUCTION PROJECT ADVANCEMENT Intermediate Level

Completion of the following questions and activities will assist the member in producing a top-quality meat animal for the auction program. Members should discuss the answers to these questions with their leader, and the leader should initial that the discussion has been held.

Ldr. Initial

1. If you have not completed all of the questions in the Junior Level Advancement, discuss those questions with your leader. \_\_\_\_\_
2. When you purchase an animal for the auction program, and begin to feed the animal, on what date should you begin recording the expenses? \_\_\_\_\_
3. If you own the mother of your auction animal, at what date would you determine the beginning value of your project animal? \_\_\_\_\_
4. If you purchase an animal 30 days before the pre-fair weigh-in, what price do you use as the beginning value? \_\_\_\_\_
5. What vaccine is given lambs, goats and steers to prevent clostridial diseases? \_\_\_\_\_
6. What is one of the most important conformation traits to look for in any of the auction project animals being selected? \_\_\_\_\_
7. Why is it important to know something about the various breeds of livestock before you begin to select an animal? \_\_\_\_\_
8. How can raising two auction animals together be beneficial? \_\_\_\_\_
9. What are two reasons why you should not raise two or more auction animals together? \_\_\_\_\_
10. Why are auction animals required to be kept in showmanship condition throughout the fair? \_\_\_\_\_
11. What is the average weight loss that a (steer, goat, lamb, hog) might experience during the ride to the fair? \_\_\_\_\_
12. What are two common reasons for diarrhea in a market animal? \_\_\_\_\_
13. Which three species of auction animals need trace minerals? \_\_\_\_\_
14. What would the profit be from the following lamb?  
 Purchase Price:     \$70     Sale Wt:     115 pounds  
 Feed Cost:           \$75     Sale Price:   \$3.00 per lb.  
 Health Care:        \$4     Commission:  3% of gross  
 \_\_\_\_\_
15. What is one type of external parasite that could be found on each variety of auction animal (sheep, goat, beef, swine)? \_\_\_\_\_
16. What type of dewormer treats both internal and external parasites? \_\_\_\_\_
17. What is the goal of the Meat Quality Assurance Program? \_\_\_\_\_
18. Why is a commission deducted from the sale price of each animal? \_\_\_\_\_
19. What is the purpose of the Feed and Growth Record? \_\_\_\_\_
20. Why is it a good practice to provide exercise for auction animals? \_\_\_\_\_

Date Completed: \_\_\_\_\_

Leader Signature: \_\_\_\_\_

## 4-H/FFA AUCTION PROJECT ADVANCEMENT Senior Level


The completion of the following questions and activities will assist the member in producing a top-quality meat animal for the auction program. Each question should be discussed with the 4-H leader, and the leader should initial each question following the discussion.

- |  | <u>Ldr. Initial</u> |
|--|---------------------|
| 1. How can you locate individuals who have quality auction program animals for sale?   | _____               |
| 2. Why is the age of the animal at purchase of interest to you?  | _____               |
| 3. What questions should you ask the producer of the animal at the time of purchase?   | _____               |
| 4. What options do you have for securing money to purchase an auction animal?  | _____               |
| 5. What is the best time of year to be shopping for a steer, goat, pig, or lamb?   | _____               |
| 6. What parts of the auction animal project are similar to the skills used by ranchers to produce animals for sale?  | _____               |
| 7. What is an average profit that could be earned by a 4-H member who raised 8 successful steers? 8 successful lambs? 8 successful pigs? or 8 successful goats in the auction program? | _____               |
| 8. What is the difference in having a steer that grades Select, and one that grades Prime?   | _____               |
| 9. What are the health problems that will restrict entry of hogs, sheep, goats and steers into the fair?   | _____               |
| 10. Compose a letter that you would send to a potential buyer.   | _____               |
| 11. Send letters to three potential buyers.  | _____               |
| 12. What is the difference in income from the sale of a 1100 lb. steer, if you receive \$2.60 rather than \$2.45 per pound?  | _____               |
| 13. What can you do to improve your auction exhibit at the county fair, and attract buyers to your animal?   | _____               |
| 14. Assist at least one younger member in your club with their auction animal project.   | _____               |
| 15. Participate in the county livestock judging contest.   | _____               |
| 16. Attend at least one livestock health workshop during the year.   | _____               |
| 17. List the percentage of meat expected from a well fed lamb, goat, steer and hog. (identified as the yield of the carcass)   | _____               |
| 18. Visit a slaughter house and have one of the butchers explain the grade and yield figures on several carcasses.   | _____               |
| 19. What is the average market price for a market chicken?   | _____               |
| 20. What is the average weight of a fryer rabbit?  | _____               |

Date Completed: \_\_\_\_\_

Leader Signature: \_\_\_\_\_

# LEADER REFERENCE INFORMATION





## **Leader Reference: Auction Project Animal Selection**

The following information is intended to assist leaders involved in the Auction Animal Program. This is a reference and help sheet, not a complete fact sheet on selecting livestock for the meat animal project.

### **Steers:**

It is recommended that steers be selected and purchased in the fall, and that they be halter broken to tie and control at that time. The weight range at the time of purchase will vary with the breed and frame score, but should fall somewhere in the 625-825 pound range. The goal of the member should be to maintain that weight through the winter and begin a gradual increase in the feeding ration in March. By March 10, the animal should be on a fairly routine feeding program and be manageable for the pre-fair weigh-in.

Locating a source of steers becomes a very personal decision. There are individuals with crossbred and straight bred steers in the county. Talk with other 4-H leaders, producers, members in the club or the Extension Office about potential local sources. Steers can also be purchased at club project sales in Jackson and Klamath counties, or elsewhere as announced. Feeder steer sales are also held at various auction yards in the fall, but this outlet may not provide as much information about the health care or feeding of the animal.

Use the 4-H Beef Resource Handbook as a reference for selecting animals. There is information in the book on various breeds and their traits. In Chapter 2 starting on page 2-1 there is specific information about selecting a market steer and what to look for in a beef animal. This reference discusses muscling, frame scores and anticipated slaughter or sale weights for various types of animals. This manual also provides information on feeding, halter breaking, fitting and showing and health care. Be sure to assist members in using this information.

### **Swine:**

Selection of swine can begin in the fall, if you want to arrange with a local breeder to raise a project pig for you. Take time to look at the sow and boar, and the facility in which they are being maintained. Ask questions about the management of the animals and the success of their animals in the auction program. Discuss when you could select your project animal, preferably around the first of April. It is recommended that the project pigs be born in February, so that they will reach a weight recommended for the program. There are breeders in the county who will supply pigs, and there are breeders in the Willamette Valley and Rogue Valley with pigs to sell. Talk with people who have had success in the program with pigs, and use their experience to your advantage.

Use the 4-H Swine Resource Handbook to help you learn about the breeds of swine and the advantages some have over others in the market program. This will also help you in deciding whether or not a producer has an animal that interests you. Use the 4-H Swine Resource Handbook to determine feed rations and amounts of feed.

It is recommended that pigs be brushed and worked with at an early date. 4-H members who wait too long will have a large hog that is not as easy to handle or control. All animals are shown in showmanship, and waiting too long can make this training more difficult on the member.

### **Sheep:**

It is recommended that lambs be selected in March, whether from the member's or producer's flock. Select an animal that is of a meat type, and that has the potential to meet the daily gain and minimum weight standards. Lambs are available locally, or can be purchased at project lamb sales outside of the county. Discuss the feeding program lambs have been on, since feeding a lamb that has had no grain will be much more difficult than feeding one that has been fed in a creep feeder for several months. Lambs are especially susceptible to stomach worms, and should be on a regular schedule for approved wormers. Lambs should also be vaccinated for clostridial diseases with a C & D vaccine.

The 4-H Sheep Resource Handbook has information on the various breeds of sheep, and can help you identify a meat type breed. Be aware of a sound mouth when buying a lamb, since this will influence the rate of gain. A lamb with an overbite or parrot mouth will not perform as well as a lamb with a correct mouth. In the 4-H Sheep Resource Handbook, there is information relating to starting market lambs on feed. Use this information to prevent feed related problems. All market lambs must meet the Scrapie Identification guidelines and the tail docking criteria.

### **Goats:**

It is recommended that goats be selected in March, whether from the member's or a producer's herd. Select an animal that is of a meat type, and that has the potential to meet the age and minimum weight standards. Goats are available locally, or can be purchased outside of the county. Discuss the feeding program goats have been on, since feeding a goat that has had no grain will be much more difficult than feeding one that has been fed in a creep feeder for several months. Goats are especially susceptible to stomach worms, and should be on a regular schedule for approved wormers. Goats should also be vaccinated for clostridial diseases with a C & D vaccine.

The 4-H Goat Resource Handbook has information on the various breeds of goats, and can help you identify a meat type breed. Be aware of a sound mouth when buying a goat, since this will influence the rate of gain. A goat with an overbite or parrot mouth will not perform as well as a goat with a correct mouth. In the 4-H Goat Resource Handbook, there is information relating to starting market goats on feed. Use this information to prevent feed related problems. All market goats must meet the Scrapie Identification guidelines.

### **Rabbit and Poultry Pens:**

Leaders and members need to review the age and weight requirements of these projects, and use the 4-H project books as guides to feeding and health care for market animals.

### **Coos Youth Auction Committee:**

This committee provides the leadership for the sale of auction project animals. Committee members have experience in raising each of the species of market animals, and will offer assistance as requested. Monthly meetings of the committee are held the second Tuesday, (February-October) beginning at 7:30 p.m. Persons involved in the auction animal project are encouraged to attend the meetings. For more information about the committee, contact the Extension Office.

**BY-LAWS  
OF  
COOS YOUTH AUCTION COMMITTEE, INC.**

ARTICLE ONE  
Name

The name of this corporation shall be the Coos Youth Auction Committee, Inc.

ARTICLE TWO  
Purpose

We hereby incorporate as a non-profit corporation whose purpose is:

- A. Sponsorship of 4-H/FFA market animal auction
- B. Promotion and support of the 4-H/FFA market animal program
- C. This corporation shall operate in accordance with the corporate laws of Oregon
- D. To offer scholarships (when monies are available) to qualified graduating high school seniors. Scholarships to be awarded at the Coos County Fair Auction.

ARTICLE THREE  
Membership

- Section 1. Is open to any individual or organization with interest in supporting or promoting the purpose of this organization
- Section 2. This corporation shall accept all persons listed in Section 1, as members regardless of race, color, sex, religion, age, national origin or disability.
- Section 3. Each member shall be entitled to one vote. The members shall vote for representatives to the Board of Directors and Amendments to the By-laws and for no other purpose.
- Section 4. No member shall be liable for any debts, liabilities or obligations incurred by this corporation.

ARTICLE FOUR  
Board of Directors

- Section 1. The board shall consist of eleven members plus two ex-officio members including: President, Vice President, Secretary, Treasurer, Superintendents of the Coos County Fair Beef, Sheep/Goat and Swine divisions, one 4-H youth representative, one FFA youth representative, 2 members at large, the 4-H Agent (ex-officio) and the Myrtle Point FFA Advisor (ex-officio). All positions are elected by the membership at large except the youth positions, which are appointed by 4-H and FFA.
- Section 2. The Board is responsible for overseeing the Youth Auction Committee.
- Section 3. The Board will prepare the annual budget.
- Section 4. The Board will set policy, goals and objectives.
- Section 5. The Board will administer program and coordinate sub-committees.
- Section 6. In case of Board of Director office vacancy, the Board will appoint a replacement until the next annual election.
- Section 7. Majority of Board members present at any meeting shall constitute a Quorum.
- Section 8. Each Board member shall have one vote.
- Section 9. Three/Fourths of a full Board may remove any officer or Board member for malfeasance, misfeasance, or non-feasance.

ARTICLE FIVE  
Officers

- Section 1. The officers of this corporation shall be President, Vice President, Secretary and Treasurer
- Section 2. Duties of Officers:
- A. The President shall preside at all meetings of the corporation, represent the corporation on all public occasions and shall appoint ad hoc committees.
  - B. Should the office of President become vacant, the Vice President shall perform the duties in his or her absence. The Vice President shall act as liaison until the next annual election.
  - C. The Secretary shall keep a written record of the proceedings of all corporation meetings, read all official communications and attend to the correspondence of the corporation.
  - D. The Treasurer shall keep accounts of all money of the corporation as received or disbursed and shall maintain current books of account and shall deposit all money and valuables in the name of and to the credit of the corporation in such banks and depositories as the Board shall direct. The Treasurer shall provide a written financial report of all receipts, disbursements, and account balances to the Board.
  - E. Any two of the following signatures are required on any checks: President, Secretary or Treasurer.

ARTICLE SIX  
Nomination and Elections

Section 1. Elections of officers pursuant to Article Four shall be as follows:

- A. Election of officers shall be held in October of each year at annual meeting.
- B. Officers shall take office effective immediately.
- C. Members of the Board shall be eligible to vote.
- D. Nominees will be selected from five board at large positions.

Section 2. Term of office

- A. Term of office of Board of Director and Officers shall be one year.
- B. There shall be no limit to number of terms board members can serve.
- C. Board members, including officers, who may become inactive and fail to attend meetings for three consecutive times shall be deemed resigned and a successor shall be elected at the next board meeting.

ARTICLE SEVEN  
Committees

Section 1. The committees of this corporation shall be those the board shall from time to time create for the purpose of developing programs, goals and objectives of the corporation.

Section 2. Each committee shall elect a chairperson and secretary.

Section 3. Each committee shall be accountable to and report to the Board.

Section 4. All activities proposed by the committees shall be approved by the Board.

Section 5. Budget committee

Section 6. Activities committee

- A. SALE
  - 1. Arrange for Auctioneer and Ringmen at auction
  - 2. Provide floor price buyer.
  - 3. Arrange transport to process as needed.
  - 4. Provide order of sale
  - 5. Co-ordinate with Fair Superintendents of facilities, livestock display movement, etc.

- B. PROMOTION
  - 1. Advertising
    - a. Media, paper
    - b. Posters, flyers, handbills, etc.
    - c. Sale catalog
  - 2. Locate and contact buyers
  - 3. Locate and contact sponsors
  - 4. Program presentations
  - 5. Buyers recognition
  
- C. PRODUCT PRODUCTION
  - 1. Educational programs
  - 2. Weigh-in program
  - 3. Production supervision
  - 4. Production information and record keeping
  - 5. Record analysis and feed back

ARTICLE EIGHT  
Meetings

- Section 1. Fiscal year shall be from October 1 to September 30.
- Section 2. The annual meeting shall be held the second Tuesday of October at 7:30 pm
- Section 3. The board shall meet February through October on date designated by President.
- Section 4. Committees will meet as needed to conduct business.
- Section 5. All Board of Directors meetings shall be open to members at large.
- Section 6. If Corporation business requires immediate attention, the President shall call a meeting of the board.
- Section 7. Notice of special meetings will be by phone, mail, or email

ARTICLE NINE  
Dues

- Section 1. No member shall be liable for any dues or assessments.

ARTICLE TEN  
Treasury Audit

- Section 1. An annual review of the treasury books will be conducted by two members selected by the President.
- Section 2. A report shall be given at annual meetings.
- Section 3. All records will be open to public inspection.

ARTICLE ELEVEN

Amendments

Section 1. This constitution and by-laws may be amended by a two-thirds vote of the membership present and voting at any regular meeting of the corporation, provided that notice of the proposed amendment shall be provided to all members eligible to vote at least thirty (30) days prior to said meeting.

ARTICLE TWELVE

Disposition of Funds

In case of dissolution of this corporation, all outstanding debts shall be paid and any remaining funds shall be divided equally between the Coos County 4-H and Myrtle Point FFA programs.


ARTICLE THIRTEEN

All meetings shall be conducted in accordance with Roberts Rules of Order.

Updated by the membership in regular  
Meeting on the 9 day of Oct 2012




President



Secretary

## Coos County Animal Auction Project and Sale Guidelines

This booklet contains the general program overview and samples of the project worksheets needed to successfully complete an entry in the auction program. Please retain this copy for future years in the project. For clarification on any of the information contained in this book, contact the OSU Extension office or your FFA advisor.



Agriculture, Family and Community Development, 4-H Youth, Forestry, and Extension/Sea Grant Programs, Oregon State University, United States Department of Agriculture, and Coos County Cooperating. The Extension Service offers its programs and materials equally to all people.

Oregon State University Extension Service offers educational programs, activities, and materials without regard to race, color, religion, sex, sexual orientation, national origin, age, marital status, disability, and disabled veteran or Vietnam-era veteran status as required by Title VI of the Civil Rights Act of 1964, and Title IX of Education Amendments of 1972, and Section 504 of the Rehabilitation Act of 1973. Oregon State University Extension Service is an Equal Opportunity Employer.

El Servicio de Extensión (Extension Service) de Oregon State University ofrece programas educativos, actividades, y materiales sin discriminación basada sobre edad, color, incapacidades, identidad o expresión de identidad sexual, estado matrimonial, origen nacional, raza, religión, sexo, orientación sexual, o estado de veterano. El Servicio de Extensión de Oregon State University es una institución que ofrece igualdad de oportunidades.