



Find us at:

[https://
exten-
sion.oregonstate.edu/4h/
clatsop](https://extension.oregonstate.edu/4h/clatsop)

Facebook at

[https://
www.facebook.com/4HExt
ensionClatsop](https://www.facebook.com/4HExtensionClatsop)

Instagram

[https://
www.instagram.com/
clatsop_extension/](https://www.instagram.com/clatsop_extension/)

Summer is here and it's *almost* Fair Time!!! I hope you get some time for camping, swimming, BBQ's and working on your Fair projects. Take the time now to work with your animals so when you get to Fair you do not need to ask for your leader's or parent's help. Remember, once at Fair, older kids can help you, (but not do it) but parents and leaders can only help through safety issues.

Some of you are getting ready to go to Summer Conference and it is a great time to try new skills and make new friends. With so much to do, remember to have fun and enjoy what you are doing and take time to laugh and have fun!

FAIR REGISTRATION—NOW OPEN

All fair information can be found by searching <https://beav.es/iS7> -Clatsop 4-H, —Fair and then scrolling through what you need. You can also stop by the office for paperwork or call with questions, 503-325-8573. Club leaders are encouraged to stop by the office and pick up enough supplies for your club registration so you can do this at a meeting.

Everyone going to fair needs to complete the following by June 26:

- Your record books/fair requirements checked by your leader or the Extension Office (*Optional for Cloverbuds*)
- Register for fair classes using paper forms this year.
- Pen and Stall Information into your leaders and into the office by June 26

Sandra Carlson
4-H Coordinator

Julie Scism
4-H Program Assistant



**Oregon State
University**

This publication will be made available in accessible formats upon request. Please call 503-325-8573 for information. OSU Extension programs will provide reasonable accommodation to persons with physical or mental disabilities. Contact the Clatsop County Extension Office at (503) 325-8573 to request reasonable accommodation, sandra.carlson@oregonstate.edu.

Oregon State University Extension Service offers educational programs, activities, and materials -- *without regard to race, color, religion, sex, sexual orientation, national origin, age, marital status, disability, or disabled veteran or Vietnam-era veteran status* -- as required by Title VI of the Civil Rights Act of 1964, Title IX of the Education Amendments of 1972, and Section 504 of the Rehabilitation Act of 1973. Oregon State University Extension Service is an Equal Opportunity Employer.

INSIDE THIS ISSUE

4-H Events Calendar.....	2
Photography Workshop & 4-H Food Skills Contest Pictures ..	3
Scholarships, Class of 2024, Corsage/Boutonniere Making Workshop	4
Fashion Revue.....	5
Shooting Sports	6
Shooting Sports Photos, Pre-Order Fair 2024 T-shirts/ Sweatshirts	7
Leader & General Information	8
County Requirements—Record Books	9

FAIR 2024

Exhibitor Guide QR Code, Chicken Coop Information	10
4-H Fair Info Guide QR Code, Fair Wristbands, Flowers Needed for Flower Arranging Contest	11
Guiding Principles of 4-H, Camping at Fairgrounds	12
Fair Help/Use of the Clover	13
Judge's Corner	14
Farrier Demonstration, YQCA Requirements for State Fair, In the News Today	15
Matt's Custom Meat's 4-H Field Trip	16
Vet Talk	17
Pen Set-up, Exchange Program	19

4-H CALENDAR

JUNE

- 4 **Record Book Fair Prep Workshop**, RSVP 503-325-8573 or cancelled, Club House, 6:00 PM (note: location changed)
- 8 **Fiber Arts**, Clubhouse, 10:00 AM
- 18 **Farrier Demo**, Fairgrounds, 2-5:00 PM
- 20 **Home Ec Skills Contest**, Jewell School, 9-3:00 PM
- 20 **Livestock Advisory Meeting**, 4-H Club House , 5:30 PM
- 20 **4-H Assoc. Committee Meeting**, 4-H Club House, 6:30 PM
- 26 **Fair Registration Due, Record Books Due, Pen and Stall Due**
- 26 **Fair theme T-Shirt Orders Due**
- 26-29 **Summer Conference**
- 29 **Sheep/Goat Show and Fitting Clinic**, Fairgrounds , **9am, RSVP**

JULY

- 8 **Fair Superintendent Meeting**, Club House, 6:00 PM
- 9 **Matt's Custom Meat's Field Trip**, RSVP 503-325-8573
- 14 **Pen Setup**, Fairgrounds, Noon
- 17 **Fashion Revue**, Fairgrounds, 5:30 PM
- 27 **Corsage/Boutonniere Workshop**, 4-H Clubhouse, 9:00 AM
- 28-August 3 **County Fair**, Fairgrounds

AUGUST

- 23-September 2 **Oregon State Fair**, Salem, Oregon

ANNUAL FINANCIAL REPORTS DUE BY **AUGUST 15!**

All clubs need to fill out an End of the Year Report found online at <https://beav.es/SVb>

Please turn this in even if you do not have any funds.

4-H CLUB HOUSE CLEAN- ING

June: Grasshopper Valley

July: Knappa Art

Aug: 4-H Office



PHOTOGRAPHY WORKSHOP



All photos by Sandra Carlson.

4-H Foods Skills Contest

Come Cook and/or Sew in front of a judge! June 20 (Registration deadline June 12) Jewell School, 9am to 3pm

For more information and Registration form go to <https://beav.es/cQo>



All photos by Sandra Carlson.



Scholarships

Local scholarship are available at the Extension Office or online at <https://beav.es/iqb>

- **Mitch Groat Scholarship**—Maximum of \$500—Graduating Clatsop County 4-H senior exhibiting at Fair who plans to attend a college, vocational/tech school leading to a degree or license. **Deadline is June 26, 2024.**
- **Herb Howell Scholarship**—\$1,000 scholarship for college-age students interested in agriculture/animal husbandry, or food tech careers. **Deadline is June 26, 2024.**
- **Clatsop Co. 4-H Assoc. Scholarship**—Two (2) \$500 scholarships to graduating seniors enrolled in Clatsop County 4-H continuing their education at an accredited college/university. **Deadline to apply June 26, 2024.**
- **Don & Helen Falleur Scholarship**—\$500—Graduating senior enrolled in 4-H for minimum of 5 yrs. continuing education at an accredited college or trade school. (previous winners still in school may apply). **Deadline to apply June 26, 2024.**

CLASS OF 2024

Alaycea Herzog
Alissa Betts
Ariana Miller
Ash Baldwin
Dillon Smith
Jacob Ogier
Jadyn Jasper
Janessa Tarabochia
Jaxon Dietrichs
Kaylie Poe



Kendal Hecox
Kristian Rodgers
Kutter Ball
Lindsey McCarthy
Maria Martinez
Matthew Cano
Salvador Wienecke
Samantha Carlisle
Shelby Curtis
Tirzah Drake

Thanks for being part of the 4-H Program, you will be missed!



CORSAGE/BOUTONNIERE MAKING WORKSHOP

Saturday, July 27th there will be a workshop where you will make a beautiful flower corsage and Boutonniere and have ready to enter into fair the next day! 4-H Club House, 9:00 AM arrival time. (Takes about 2 hours). Bring flowers, clippers, or a vase for bouquet (if you want to make that also). Bring matching ribbon for corsage , or 1 inch ribbon for bouquet. Be sure to register for fresh flower Corsage/Boutonniere (Horticulture) when you fill out your fair entry form. Call the office to sign up at 503-325-8573 but walk ins are welcome. Have an adult with you for extra hands.

Fashion Revue

Wednesday, July 17, 5:30-8:00 PM

4-H Fairgrounds

Cloverbuds Welcome!

Registration on line at: <https://beav.es/SRL>

By July 10th

What is Fashion Revue?

It is an activity in which members are asked to model a garment as part of the clothing, knitting, or crocheting projects. The modeling is conducted before a judge and as part of a public program. But there is more to it than just that! See classes below for non-sewers!

State level contests include—Clothing, Knitting, or Crochet —model a garment made in the project.

Off the Rack – Ready to Wear). Participants need not be enrolled in a clothing, knitting, or crocheting project to enter this class. Instead, they should be ready to describe to the judge about how they put their outfit together.

Fashion Review Challenge Unconventional materials. - (Intermediates and Seniors)

County-Only Classes

Artistic Fashion Revue (\$25 limit) Clothing shows artistic efforts. Examples would include tie-die, painting on fabric, adding buttons or embroidery, etc.)

Remodeled Clothing Fashion Revue (\$25 limit) A purchased item has been remodeled by the member in some way. Examples would be cutting down and taking in a seam allowance for better fit, removing the collar/changing the neckline, or turning a pair of jeans into a skirt.)

Recycled Clothing Fashion Revue (\$25 limit) This category is about putting together a total look for not much money.

Costume Clothing Fashion Revue This category is for a costume that has been created by the member from a commercial pattern or made up. It should include elements of sewing or some form of construction (no ready-made costumes.)

Fashion Revue participants are also required to attend the public appearance at Fair on Sat., Aug. 3, at 11:30AM. 4-H members must attend both events to be eligible for premiums and State Fair consideration.

Registration is due by July 10. *See page 65 in the Fair Exhibitor Guide for full details.*



Photo of Amelia H. (Photo by Sandra Carlson)

Youth Advance to State Tournament

This past year, archery, shotgun and rifle members have been competing in mail-in tournaments with youth across the state. Those with Blue and Red ribbons qualify to go to the State in-person Competition in June. Congratulations go out to Cosimo Latona for winning Junior Division Champion, in the Compound Archery Bow class. Declan Wallace received Reserve Champion in the Compound Bow Senior Division class. Congratulations to all of you who participated and good luck to those of you going to the State Competition!



Name	Division	Discipline
Bartlett, Easton	Junior	Rifle and Shotgun
Bellingham, Abbygale	Intermediate	Rifle and Shotgun
Bellingham, Joyana	Intermediate	Rifle
Bellingham, Taliah	Junior	Rifle
Cano, Matthew	Senior	Rifle and Shotgun
Cano, Titus	Senior	Rifle and Shotgun
Carlson, Karielle	Senior	Rifle
Carlson, Ryker	Intermediate	Rifle
Chavez-Fulmer, Eliona	Junior	Rifle, Barebow Archery
Chavez-Fulmer, Exavior	Junior	Rifle, Barebow Archery
Cross, Ian	Junior	Barebow Archery
Cross, Owen	Intermediate	Compound Bow Archery
Curtis, Everett	Junior	Rifle and Shotgun
Dersham, Hunter	Intermediate	Shotgun
Dersham, Josiah	Senior	Shotgun
Dickerson, Elliott	Junior	Barebow Archery
Edwards, Lyndel	Senior	Rifle and Shotgun
Esnard, Lukas	Senior	Rifle and Shotgun
Jones, Emrie	Junior	Rifle
Jones, Hudson	Senior	Rifle
Latona, Cosimo	Junior	Compound Bow Archery
McSwain, Steven	Junior	Rifle
Miller, Hannah	Intermediate	Compound Bow Archery
Nab, Abigail	Senior	Rifle and Shotgun
Rodgers, Kristian	Senior	Rifle and Shotgun
Russell, JR	Senior	Rifle
Salisbury, Miguel	Senior	Rifle and Shotgun
Stevenson, Fischer	Intermediate	Rifle
Wallace, Dalton	Intermediate	Compound Bow Archery
Wallace, Declan	Senior	Recurve & Compound Bows
Wienecke, Salvador	Senior	Rifle and Shotgun

Clatsop County Fair Shotgun and Rifle Winners!

Division	Name	Award
Novice/Junior	Everett Curtis	Jr. Division Champion
Novice/Junior	Exavior Chavez Fulmer	Jr. Reserve Division Champion
Intermediate	Hunter Dersham	Champion
Intermediate	Abbygale Bellingham	Reserve Champion
Senior	Salvador Wienecke	Champion
Senior	Jake O'Connor	Reserve Champion
Overall Int/Sr	Salvador Wienecke	Inter/ Senior Division CH.
Overall Int/Sr	Jake O'Connor	Inter/ Senior Res. Division CH.

RIFLE

Division	Name	Award
Novice/Junior	Everett Curtis	Jr. Division Champion
Novice/Junior	Exavior Chavez Fulmer	Jr. Division Reserve Champion
Intermediate	Abbygale Bellingham	Champion
Intermediate	Joyana Bellingham	Reserve Champion
Senior	Kristian Rodgers	Champion
Senior	JR Russell	Reserve Champion
Overall Int/Sr	Kristian Rodgers	Inter/ Senior Division CH.
Overall Int/Sr	JR Russell	Inter/ Senior Res. Division CH.

SHOOTING SPORTS PHOTOS



Photo by Mari



Photo by April Bellingham



Photo by April Bellingham



Photo by April Bellingham

***** PRE-ORDER FAIR 2024 T-SHIRTS/SWEATSHIRTS *****

Pre-Order T-Shirts/Sweatshirts no later than **June 26th!**

Payment must be received no later than June 26th for your order to be placed.

Generic T-Shirt/Sweatshirt Preorder



https://oregonstate.qualtrics.com/jfe/form/SV_8f866XTIq3xAdHo

Winning Contest T-Shirt/Sweatshirt Preorder

T-shirt Designed by Ellen Rohnes



https://oregonstate.qualtrics.com/jfe/form/SV_9GNeENI8yhQXXvM

IMPORTANT MEETINGS

4-H Association
Committee Meeting

Thursday

June 20

6:30 PM

4-H Club House

4-H MATERIALS ONLINE

<https://beav.es/iS7>

Under the FAIR Tab:

<https://beav.es/iGz> you can

locate: the following:

- 4-H Fair Schedule
- Fair Entry Form
- Exhibitor Guide
- Record Book Overview Sheet
- J.R. Superintendent Form
- Fair Preparation Guide
- Fair Video Resources
- Fair Awards Book
- Animal Project Resources

Under the Records Tab

<https://beav.es/ix4>

-click on the Record Book forms

-The button at the bottom of the page will take you to the State Record Book forms.

**FUNDRAISING REMINDER...**

Please remember if you are planning on doing a club fundraiser, there's a Fundraising Application that needs to be filled out in advance. The 4-H Association will review the application prior to approval. A Fundraising Report must be filed after the event for IRS purposes. Please get these in as soon as you know the info on your fundraiser. Contact the Extension Office if you're not sure how this is done, or if you need the application. Thank you! Here is the link

<https://beav.es/iqL>

FALL RECOGNITION & AWARDS

It is not too early to start thinking about who you might want to nominate for awards in the fall. These awards are based on nominations, so please start thinking about who YOU would like to nominate.

A complete list of awards and descriptions will be available at Fair and is available at the office or online at

<https://beav.es/iqb>

HELP FOR NEW LEADERS

If you just started a club this year, you may be wondering what you do now that Fair is coming. If you have any questions please call the Extension Office. We can help answer them or we can put you in touch with another leader that can help mentor you through the process. It takes a full year to understand the 4-H yearly cycle. So, please do not hesitate to ask! Call 503-325-8573 with your questions. Also, a Fair Animal Help Guide is available on our website. Here is a link to a new leader animal guide and fair: <https://beav.es/iqa>

Helpful Fair Resources**Fair Videos 2024**

Cloverbud Fair Info., 2024 — <https://beav.es/cMt>

Static/Hall Items Being Entered at Fair, 2024 - <https://beav.es/cMv>

General Fair (Registration, Requirements, Record Books)—2024 - <https://beav.es/cQk>

I've registered for hall/static 4-H exhibits, now what? 2024 - <https://beav.es/cQZ>

Record Books for Fair and Competition, 2024 - <https://beav.es/cQ4>

Home Ec Skills Contest (Foods), 2024 - <https://beav.es/cQo>

Livestock Judging Video - <https://beav.es/cLV>

**4-H CAMPS AVAILABLE**

There are a lot of camps being offered at the 4-H Center in Salem this this summer. Here is a link to find the one that is right for you <https://beav.es/iNu>



In the Fair Entry Info Packet you'll find a Record Book Overview Sheet. Please fill this out & put it in the front of your record book when turned in.

Please write the projects you have records for on the lines. This will allow you to double-check yourself—to make sure you have all the projects you wish to take to fair listed. It will also help the leader/office staff move more quickly in reviewing your book.

You will receive a copy of your completed Overview Sheet and the original will stay in the office. Those projects listed on this sheet are the only ones you can take to Fair.

RECORD BOOKS

One last reminder that record books are required for Traditional 4-H (ages 9-19) members that plan to enter into fair.

You need ONE project record for each project area you plan on taking to fair. Only one record is required for each area (for example, one Art Record could be used for 10 art projects.) You will also be turning in your 4-H Resume with the fair requirements.

So, **by June 26**, you need to have completed: (1) leadership; (1) community 4-H activity service; (1) presentation **OR** a combination of any 6.

(Remember that 5 cans of food donated to the food bank counts as 1 community service—you could do this multiple times if you need to fulfill a last minute requirement!)

(Optional for Cloverbud members).

TIPS FOR DOING YOUR PROJECT RECORDS EXPENSE, INCOME & INVENTORY:

- Figures need to be correct and logical - some obvious expenses are often left out, others are sometimes completely unrealistic.
- Round dollar values to an even amount instead of including cents.
- Large items such as barns, fencing, sheds, acreage, ovens, refrigerators, vehicles etc, are not considered as inventory unless the member truly owns them or pays rent on the use of them. Smaller pieces of equipment the member continually uses in their 4-H project are reasonable inventory to account for such as sewing machines, kitchen-aids, fishing poles, buckets, etc.
- Pasture use always needs to have a cost, even if it is the member's family pasture.
- Feed can be entered monthly or as purchased.
- A family who purchases feed for several family owned animals should divide costs accordingly among the number of animals; 4-H Records should indicate the amount given to 4-H animals only.
- If an animal is boarded or leased, there are still expenses associated with its care; all animals have physical and medical needs.
- The cost of show clothes may only be included in expenses for the project if the clothes were bought specifically for wearing at shows for that project.
- Include premiums and cash awards as project income. If you don't know the exact break down of your premium money, divide your total premium amount by your total number of projects at County Fair.
 - Gifted items: list in the income column and write "gift", also list an estimated dollar value for it at the time you receive it.
 - Lost or Given items: list it in the expense column and write "lost" or "given away" . Estimate dollar value in the expense column.
 - Circle profit or loss when needed.
 - Don't forget to appreciate or depreciate by 5% every year at least!



For Example:
 3 projects:

- Market Swine w/ blue ribbon
- Knitted Scarf w/ blue ribbon
- Art Project w/ red ribbon

Premium total check is
 $\$35.40 / 3 = \11.80

So, you received about \$12 income for each project

4-H FAIR

Exhibitor Guide, 2024

CLATSOP COUNTY



ARTWORK BY ISA BIGDA

"FOREST to the FARM"

ALL FAIR INFORMATION CAN BE FOUND

AT [HTTPS://BEAV.ES/IFM](https://beav.es/ifm)

REGISTRATION DEADLINE, JUNE 26



Paper Registration are Due June 26

For all projects you plan on entering at fair including Animal, Hall (static) items, Archery, Cloverbuds.

The weblink for registration instructions:

<https://extension.oregonstate.edu/4h/clatsop/fair>



Chicken Coop Clean up day.

Chicken Coop Clean Up and Training-This year the Assoc. committee is hosting a clean up/training session for leaders, parents, and members or anyone who will be working in the fair food booth. (Clubs are required to work this fundraiser at fair.) It will be Sunday, June 9th, 2pm at the Chicken Coop. The first 30 who register will get a free burger and shake! Sign up at 503-325-8573.

CHICKEN COOP

4-H Chicken Coop Food Booth

Each Club is required to work in the Chicken Coop at Fair.

Clubs will be asked to fill a certain numbers of spots based on how many members they have signed up in the club.

Sign up Link will be emailed out after June 10th

An email with a link to the sign up will be sent out to each key club leader. It will also be posted on the Clatsop County 4-H Association's Facebook page. Please only list one club you are in behind your name.

Each Shift will consist of 2 to 3 spots. (1 spot=1 person)

Clubs with 5 or fewer members are asked to fill 2 spots

6 to 8 members are asked to fill 3 spots

9 to 11 members are asked to fill 4 spots

12 to 16 members are asked to fill 5 spots

17 to 25 members are asked to fill 6 spots

26 or more members are asked to fill 7 spots

Every shift will require at least one adult (18 or older). Spots are marked as adult and adult/and or youth. Youth should be 4th Grade or older. Cloverbud members will be welcomed but MUST have an adult accompanying them.

When working a shift in the Chicken Coop please show up in clean attire including shoes. Long hair must be tied back. If you become ill and unable to work your shift, please find someone to work in your place as the Chicken Coop Manager will not have time during fair to find replacements.



Since we have written a **25-page Fair Entry Information Guide**, we will not duplicate much of the information in this summer edition newsletter. **Please be sure** to get this Fair information using the QR Code or online at Clatsop County Fair info <https://extension.oregonstate.edu/4h/clatsop/fair> or stop by the Extension Office to pick up a copy.

- What's New for Fair 2024
- General Fair Information
- Contest Info
- Animals at Fair
- Livestock & Small Animal Fair Registration Process
- State Fair Information
- Fair Schedule
- Scenario Sheets
- Fair Camping Link (**Due July 12 FIRM**)



Fair Wristbands

Fair Entrance Wristbands for enrolled Members/Leaders

Due to the Extension Office downtown being closed Fair week, wristbands are available to pick up:

- July 8-24 at the Extension Office Monday—Thursday, 8 AM—4: 30 PM & Fridays 8:30 AM—11:30 AM

Wristbands will not be available at the Extension Office on July 25 or 26.

- Sunday, July 28 at Fair Hall Check-In, from 12 Noon—6 PM (outside)
- Monday, July 29 in the 4-H Fair Office

You receive ONE scannable wristband for the week, if you lose your wristband, you pay general admission daily. Also if you do not pick up your wristband during the times noted above you will need to pay the daily admission fee to get to our Fair Office to receive your wristband. Wristbands are only available to 4-H members & leaders; this gets them Free admission to Fair all week. Wristbands will be available at the Extension office until July 24.

FLOWERS ARE NEEDED FOR THE FLOWER ARRANGING CONTEST TUESDAY JULY 30

Flower donations can be dropped off at the Fair Office Tuesday morning (7/30) if you have some to share. (Bring your clippers too, if competing). Remember to register for this by June 26.!

HORTICULTURE MEMBERS Spring is the time when you will be planting your summer garden. Make a drawing of your garden with the names of the plants you are planting. Some of the seed packages may have the scientific name listed on them—you will need this information for your fair information card—if this is the case, keep it or write it down...it will make things easier come Fair time.

- Noxious weeds will be disqualified, no arrangements containing them.
- Plants need to be potted in containers other than the black plastic pots they are purchased in. Those in black plastic pots will be disqualified.



REMINDER TO ALL PARENTS & LEADERS . . . Expectations at Fair

We understand that it may be tempting to jump in and “help” your child during Fair, but it is important to **LET THE MEMBER DO THE WORK!**

4-H embraces the motto: “**Learn by Doing**”. Even though a 4-H member’s work may not be “perfect” in the eyes of the parents/leaders, unless it poses a safety hazard, it needs to be THEIR own work, no matter what the project is! Older 4-H members are encouraged to assist younger members if needed and unless there is a safety issue, adults are **NOT** allowed to work on 4-H exhibits, displays or animals.

***This policy will be strictly enforced and consequences will follow as necessary.**

Those staying at the Fair Campgrounds **MUST follow the**



camping rules. If you are unable to abide by them; please make other night-time arrangements.

Camping Website at <https://www.eventeny.com/events/applications/application/?id=2502>

These are due by **July 12th.**

The Fair should be a positive experience for our exhibiting members, so be sure to encourage their efforts. Remember the 4-H Code of Conduct applies to everyone, not only members, but leaders and parents as well. And while Fair is fun, it can also be a dangerous place, especially when inappropriate behavior is occurring. Please remind those with small children that adult supervision is necessary at all times to assure their safety.

THE GUIDING PRINCIPLES OF 4-H

As we enter Fair time, it is good to reflect of what 4-H stands for and the principals that it fosters in youth.

1. 4-H focuses on Positive Youth Development:

- Helps young people see themselves as unique, resilient, life-long learners who learn to set goals and practice self-determination.
- **4-H outcomes are the five C’s:** Competence, Confidence, Character, Connection, and Caring; a sixth C, Contribution emerges when the five C’s are present.

2. 4-H focuses on developing youth potential

- 4-H believes that all young people should have the opportunity to reach their full potential.
- 4-H values the safety and well-being of youth and adults.
- 4-H is inclusive and embraces diversity.
- 4-H conducts programs under the authority of the USDA and is committed to affirmative action.

3. 4-H focuses on partnerships

- 4-H connects youth and caring adults as partners in planning and striving for individual and community change. The volunteers are critical partners and lead to positive outcomes for both youth and adults.
- 4-H values partnerships with USDA, OSU, public and private entities, community organizations, and federal, state and national entities.

So what does this mean?

As leaders—teach the members what you want them to know—guide, mentor, and accept them for who they are—treating all equal. Accept that all members will not do everything perfect. The goal is for them to do the best they can do—and each person will be at a different level. Support their efforts and encourage them, no matter what ribbon they get.

As members—learn from your leaders and adults, with a good attitude. Remember the 4-H Moto: *To Make the Best Better*...it is about improving on YOUR skills and abilities...it is not to put others down.

Competition is good, but it can go overboard. Inside the show ring is the time to shine and be competitive...out of the show ring is the time to be a caring 4-H member who helps others and provides leadership and support to all...even if they are not in your club!

As for your projects, if you put in the work prior to fair, it will show at fair. If you do not put much effort into your project prior to fair, this will also show at fair.

...and remember, fair is a time to have make new friends, have fun, and celebrate all the hard work you did all year long.



HELPING OUT AT FAIR

We are looking for adult parents/leaders/grandparents/etc. and some older members (9th grade and up) or who wouldn't mind helping out a few hours. The job is relatively simple (telling kids their number, getting judges their name badges, handing out safety pins, etc.) and if you get stuck, someone will be there that

you can ask.

We need help with 2-4 hour shifts from Sunday-Saturday. Feel free to sign up for 1, 2, 3 or more shifts!!!! Thanks to those of you who have already offered to help—thanks, however, many slots are still available.

FAIR 4-H OFFICE SHIFTS AVAILABLE

Sunday

12 – 4 PM

Monday – Saturday

8 AM – 4 PM

8 AM – 10 AM

10 AM – 12 Noon

12 Noon – 2 PM

2 PM – 4 PM

Thanks again for offering to help!

Volunteer online sign up at <https://signup.com/go/TEFGYLi>

OTHER TIMES HELP IS NEEDED

Tues. July 23, 8:30 AM-Noon— move “Big stuff” like cabinets, tables, photo panels, etc. Meet at Extension Office

Thurs. July 25, 8:30 AM-Noon move all office supplies and setup Fair Office & Hall Area. Meet at Extension Office

Monday, August 5 yes, we now need to move everything back! 8:30AM-1:00PM meet at the fairgrounds.

Please call & let us know you are able/willing to help 503-325-8573 or sign up at <https://signup.com/go/TEFGYLi>



USE OF THE CLOVER—IMPORTANT: As Fair gets closer; some clubs may be making t-shirts or something that uses the 4-H emblem.

Know the rules for using the emblem .


4-H members and volunteers are permitted to use the 4-H Name & Emblem once your club is chartered with the official 4-H Charter from National 4-H Headquarters.

Authorized users of the 4-H Emblem should take care to ensure that when they use the Emblem, they have done the following:

- They have obtained the Official 4-H Emblem and are using it in its entirety,
- They do no “flip” the image to create a framed look. The stem on the 4-H Emblem must point to the right as you look at the image.
- They are familiar with resizing graphics through the software application being used, and do not distort or warp the dimensions of the Emblem.
- The 4-H Emblem is never used to imply endorsement of any product or material.
- Never put anything over the clover.
- They follow the graphic and color use guidelines outlined in the document found at our website at:

<https://s3.wp.wsu.edu/uploads/sites/2075/2013/03/4-H-Name-and-Emblem-Excerpt-1.pdf>

The Judges Corner



County Fair Judges 2024

Lisa Baser- Swine Judge
 Trent Van Dyken - Sheep/Meat Goats
 Shawna Knoll- Dairy, Fiber, Pygmy Goat Judge
 Samantha Bagby- Poultry
 Justin Terry- Beef
 Joy Ekstrom - Rabbit and Small Animal Master
 Linda Eng-Dog Obedience and Rally
 Denese Oster Hames-Dog Showmanship and Agility

An introduction to a few of our 2024 county fair judges.

Lisa Baser- Swine Judge 2024


Lisa Baser currently works as the Programs Director for the Washington FFA Association, overseeing all competitive events for the Association. Prior to that she was an Agriculture Educator and FFA Advisor for 15 years in Southeastern Washington. Lisa has coached numerous state and national level judging and meat judging teams in both 4-H and FFA. Her sons raise and show beef, sheep, and swine at numerous shows around the Northwest in both 4-H and FFA.

For clipping I do not think there is a one size fits all method. However, close body clipping (1/4" or less) typically does not make a hog look their best. Skin care is important, and I like to see skin and hair hydrated and well cared for. For Showmanship, I like an aggressive showman that shows me that they want to win. Eye contact is extremely important. I prefer a whip as a driving device but as long as it is used correctly and not distracting, I am ok with others. Exhibitors should be in control of their animals and be leading their animal in the ring, not the animal leading them.

Trent VanDyken- Sheep/Meat Goat Judge 2024

Judged at LBCC
 Coached 3 state winning livestock teams
 1st grade teacher
 Enjoys gardening, snowboarding, and reading in spare time
 Show the animals to the best of your ability

Don't look to coaches/parents outside the ring for affirmation on how your animal is set up



Shawna Knoll- Dairy, Fiber, Pygmy Goat Judge 2024

I have been an educator for over 25 years and dearly love working with kids. I have raised and shown goats for about the same length of time. Myself and my family have been active in 4-H and FFA for many years. I raise Oberhastis and Nubians under the herd name Paprika. I would like to meet with the youth for a short meeting before Showmanship.

Whites for Dairy Showmanship.

Samantha Bagby- Poultry Judge for 2024

I have been judging poultry for 22 years and raising poultry even longer. I reside in my home town of Sheridan Oregon, where I am raising my 3 children on my families farm alongside my amazing husband of 18 years.

I love happy, knowledgeable showmen who are here to learn and grow as individuals.

Justin Terry- Beef, 2024

Justin Terry Grew up in Azalea, Oregon where he competitively showed cattle and hogs across the western U.S. After his Junior career he attended Casper College in Casper, Wyoming where he was a member of a highly competitive Livestock Judging team, after Juco, Justin then attended the University of Wyoming where ehe was on the mot competitive Livetock Judging Team in the school's history. Since college, Justin moved back home to Oregon, where he raises show cattle, with an emphasis on making cattle show steers.

Joy Ekstrom- Rabbit and Small Animal Master

Do not ever scruff a rabbit. This year I will place down for scruffing. (Scruffing is grabbing the skin over the shoulders, you must incorporate the ear and shoulder. Never grab skin only.) Bonus points- why is this?



Photo: Beau Reynolds

Farrier Demonstration

June 18th, 2-5 PM
Clatsop Co. Fairgrounds
Open to all ages!
Free

Call 503-325-8573 to RSVP
Beau Reynolds will demo how to care for and shoe horse hooves.



Oregon State University
Extension Service




YQCA Requirements for State Fair

Heads Up.....There are two trainings, June 18th or July 11th from 6-7:30 PM, in Tillamook for any members that would like to go to state fair with their animals. Transportation provided for the first 11 signed up. The State 4-H program is requiring all youth be trained in YQCA (Youth for the Quality Care of Animals) prior to attending State Fair this year. This is for ALL youth taking any kind of animal to State Fair. If you are not available to attend in person, you must complete the online course prior to state fair. The in person course is \$3, and you will Pre-register at the link below. An on-line version will be available for those who miss this training for \$12. Next year this will be required for all member at least once in their age division to attend county fair with animals. <https://yqcaprogram.org/>.

In The News Today

[How Oregon State University is testing dairy cows for bird flu amid nationwide outbreak](#) (MSN) "The virus in cattle has been diagnosed in 9 states, one of which is on our border to the east in Idaho," said Doctor Kurt Williams, director of the Oregon Veterinary Diagnostic Laboratory at Oregon State University. <https://beav.es/pkB>



Sheep and Goat Showmanship
and Fitting Workshop
June 29, 2024

Sheep and Goat Workshop 9 AM- Noon @ Clatsop Co. Fairgrounds

RSVP 503-325-8573

Bring your animal and work on your showmanship and fitting skills



Oregon State University
Extension Service



Matt's Custom Meat's 4-H Field Trip



Join us on July 9th for a 4-H Field Trip to Matt's Custom Meats in Kelso/Longview, WA. We will be touring the meat cutting facility, then going to the sausage making warehouse and finishing with time to shop/explore at the retail store, if desired.

For youth age 9-19



JULY 9TH SCHEDULE:

- 8:15 AM- Arrive at Extension Office Parking Lot
- 10 AM- Tour Meat Cutting Facility
- 11:30 AM- Tour Sausage Facility
- 12:30 PM- 1 PM- Visit Retail Store
- 1:15 PM- Sack Lunch at Lake Sacajawea Lion Shelter
- 3:15 PM- Arrive at Extension office for Pick Up



Maximum 25 participants (including adults)

First 18 to sign up transportation will be provided. Others will need to carpool, parking is limited.

Long pants, close-toed shoes, long hair tied back is REQUIRED, hats also worn is preferred.

Bring a Sack Lunch- cooler provided.

Questions? Email julie.scism@oregonstate.edu

OSU Extension Service prohibits discrimination in all its programs, services, activities and materials. This publication will be made available in an accessible alternative format upon request. Please contact OSU Extension 4-H at oregon4h@oregonstate.edu or 541-737-7428



Oregon State University





FAIR HORSES

Horses going to the fair are required to have certain vaccinations to lessen the dangers of disease. **The following vaccinations are required:**

Core Eq: This vaccine protects against diseases that can affect every horse, regardless of travel or exposure to other horses. These include Eastern Encephalitis Virus, Western Encephalitis Virus, and West Nile Virus which are spread through mosquitoes; tetanus which is a fatal condition with bacteria residing in the environment and infecting horses through open wounds; and rabies which is a fatal and dangerous disease potentially spread through infected wildlife. Rabies is also a zoonotic threat (can be spread to humans via infected animals).

DOC TALK
by
Dr. Ramsey,
DVM

Influenza is a viral disease that causes “colds” in horses. Affected horses cough and have runny noses. If not cared for properly, pneumonia and other complications may result. Influenza vaccines contain several strains of the virus and are very helpful at minimizing colds.

Equine herpes virus or Rhino is another virus that causes colds in horses. This virus can also cause abortion in mares and a form of encephalitis (brain infection) in adult horses. Vaccination is very helpful at preventing some of these problems. No vaccine is labeled to prevent the encephalitic version, so good biosecurity is paramount.

Strangles is not required, but is highly recommended if you are traveling with your horse where they will be exposed to strange horses or facilities where other horses have been. This is a highly communicable upper respiratory disease that causes fever, nasal discharge, and lymph node infection and enlargement. In uncommon cases it can spread throughout the body, causing internal abscesses or a dangerous immune reaction called purpura hemorrhagica.

Sick horses and horses with coughs and runny noses should not be taken to the fair.

They're not only a danger to other horses, but further stress of the fair will only make their illness worse, so keep them home.

KEEPING FAIR ANIMALS HEALTHY

Deworming of market animals is important and should be carried out near weigh-in time. This will allow the animal to use the deworming for maximum effect and growth. Also, follow slaughter withdrawal times so the dewormer will not contaminate the meat at slaughter in August. Ivomec, Cydectin, or Dectomax are the dewormers of choice. They are available in several forms: injectable, oral, and pour-on. Pour-ons are not recommended for sheep and goats, they result in incdewormer is the most effective in sheep and goats. A couple of the pour-on forms do not have a slaughter withdrawal time, so check the labels before using. Breeding and show animals do not need special deworming for the fair, however, they do need routine parasite management for normal health maintenance.

SOME ADDITIONAL CONCERNS:

Lambs. Be careful when you bring them to the fair, they are very susceptible to indigestive upsets and diarrhea caused from moving a new environment and feed changes.

Pigs. The biggest concern for swine is overheating, which is called hyperthermia (hypothermia is from being too cold). Hyperthermia can occur during very hot weather and when the animals are worked hard or excited. Pigs have died at the fair from hyperthermia, so work pigs carefully when it is hot and keep them cool with baths, cool towels or mists and plenty of ventilation. Too much sun can burn white pigs. Examine your pigs carefully for lice. Pig lice are very large and are easy to see. Use livestock insecticide dusts to control them and it must be repeated two weeks later to kill the newly hatched eggs.

Steers. Warts and Ringworm are important concerns. Warts are growths caused by a virus. they may be very small and barely seen or large and ugly. No steers with large warts will be allowed at the fair. Steers can be treated with warts with surgical removal. Many warts will disappear with time. If your steer has warts it is important to begin treatment several months before the fair. It takes time to remove them. Ringworm is a fungal infection. It usually appears as gray, scaly, hairless plaques around the head and neck. It can be treated with strong iodine.

Measures to Consider BEFORE the Exhibition

For Exhibitors:

- Seek veterinary assistance if an animal becomes sick. The sooner, the better. Do not wait until the last minute to seek help – there might not be enough time for your animal to recover before fair or meet necessary meat withdrawal times for market animals.
- Understand the risks to both humans and animals of taking a sick animal to an exhibition.
- Refrain from showing your animal and herd mates for at least seven (7) days after returning from an exhibition to reduce the risk of spreading disease.
- Observe animals daily for signs of illness, which may include fever, lethargy, lack of appetite, nasal discharge or cough.
- Report any illness to the designated exhibition veterinarian or the appropriate exhibition staff so the animal can be evaluated.
- Use precautions when caring for sick animals. Isolate them, use designated equipment, use disinfecting footbaths in and out of their stalls, and wash or sanitize your hands.

Measures to Consider AFTER the Exhibition

- Isolate and observe animals for illness after returning home and before allowing contact with other animals · The isolation/ observation period for clinical signs of illness should be no fewer than 7 days · Clean and disinfect equipment, clothing, shoes, and vehicles/trailers that were at the exhibition.
- Consult a veterinarian if your animal becomes ill.

Observe swine daily for signs of influenza-like illness, which may include fever, lethargy, lack of appetite, nasal discharge or cough.

FOR THOSE PLANNING ON MARKETING SHEEP, GOAT & SWINE PROJECTS:

SHEEP & GOATS will need:

- ⇒ Health Record
- ⇒ Cool Affidavit (on backside of Health Form)
- ⇒ Scrapies ear tag/tattoo #

SWINE will need:

- ⇒ Health Record

You must turn in all paperwork for your animal at the July 29th Fair Weigh-In

RATE OF GAIN & STALL CARDS will be available in the arena – **not at the 4-H FAIR Office.** Add a Sharpie Marker to your supply list.

MARKET ANIMAL SCALE (portable)

Available for a fee of \$10 per family per year.
Contact: Lori Tetlow at: 503-440-7807

FOR THOSE OF YOU WHO HAVE FAIR MARKET STEERS...YOU MUST HAVE THE FOLLOWING AT FAIR WEIGH IN:

1. An OTC (Oregon Transportation Certificate): All cattle are required to have this form in the vehicle while being transported. Check the box at the bottom of the form if the animal is of USA origin.
 2. An E-Slip (cattle only) triplicate carbonless form, to be filled out by the producer of the animal you are purchasing and each E-Slip must be allocated to an individual person. The white copy must be sent within eight (8) days of purchase to the ODA (Oregon Department of Agriculture) to the address on the bottom of that form. The Auction Committee collected these at the February Weigh-in.
- If you have a homegrown animal you must have the filled out 'homegrown steer' paper on file with the extension office.***
3. A health record.

PEN SET UP AND TEAR DOWN

All Livestock & Small Animal members are needed to come and help set up the arena with pens and stalls on **Sunday, July 14th at Noon and then for tear down on Sunday, August 4th at 10am.** Please plan on helping where needed until everything is done. The more hands working, the faster the work gets done, so please plan on helping others if they need help. Tear down is new this year, clubs will sign up to help tear down a section of pens/arena by Wednesday of fair or an area will be assigned to them.



FAIR ANIMAL ENTRY PROCEDURE -

Livestock and small animals will be given the opportunity to arrive at Fair on Sunday (7/28) or Monday (7/29) – Market Animals must be in place no later than 8:30 am on Monday, 7/31. Scales will open Monday at 8:30 AM. For complete info, refer to your Fair Entry Info Guide.

ANIMAL SAFETY - If something comes up with a Market Animal (sickness, death, etc.) Call Jack Edwards at 503-338-0555. The Auction Committee is in charge of Market Animals rules.

If you haven't started working with your animal, now would be the time. It is important to the safety of all involved that your animal is comfortable with being handled.

EXCHANGE PROGRAM

States4H Exchange Student, Kenshi Oshima, is preparing to head back to Kyoto, Japan this June.

We are sad to see this young man go back to Japan, but are so thankful that Kenshi got to come to Astoria, Oregon through the States 4-H International Exchange Program/OSU Extension for his academic year (10 month school/home stay). We're ever grateful to his wonderful Host Family, the Strauch family, for opening up their home to Kenshi for the past 10 months and for giving him an American experience he will not forget! We are also very appreciative to the staff and students of Astoria High School where Kenshi attended school these past 10 months!

One of Kenshi's highlights this year while in Astoria, was participating on the Astoria High School Track and Field team. He participated in the long jump and pole vault, where he placed #8 in the history of AHS with a 10.3 vault record! Go Kenshi!

When asked what he enjoyed most with his Host Family he stated, "Speaking English with his family and just talking, board games, normal family things, watching TV Dramas (Stranger Things) and going to a jazz guitarist concert.

Thank you to each person who was involved in making his experience in America a memorable and unforgettable life - changing experience!

Kenshi and his Host Family, the Strauch Family



The Clatsop Claybusters 4-H Club would like to extend their sincere gratitude to Local businesses that helped sponsor Clatsop Claybusters Shooting Sports Program and County Shoot this year. Thank you for helping us make a positive difference in our youth educational program.



Photo by Mari

TH *thank you!* **YOU!**

James Gedenberg Trucking	\$500.
Bill Page	\$700.
Hampton	\$3,000.

Non-Profit Org.
U.S. Postage
PAID
Astoria, OR
Permit No. 255



Clatsop County Extension
2001 Marine Drive, Rm 210
Astoria OR 97103

Oregon State University
Extension Service
Clatsop County

