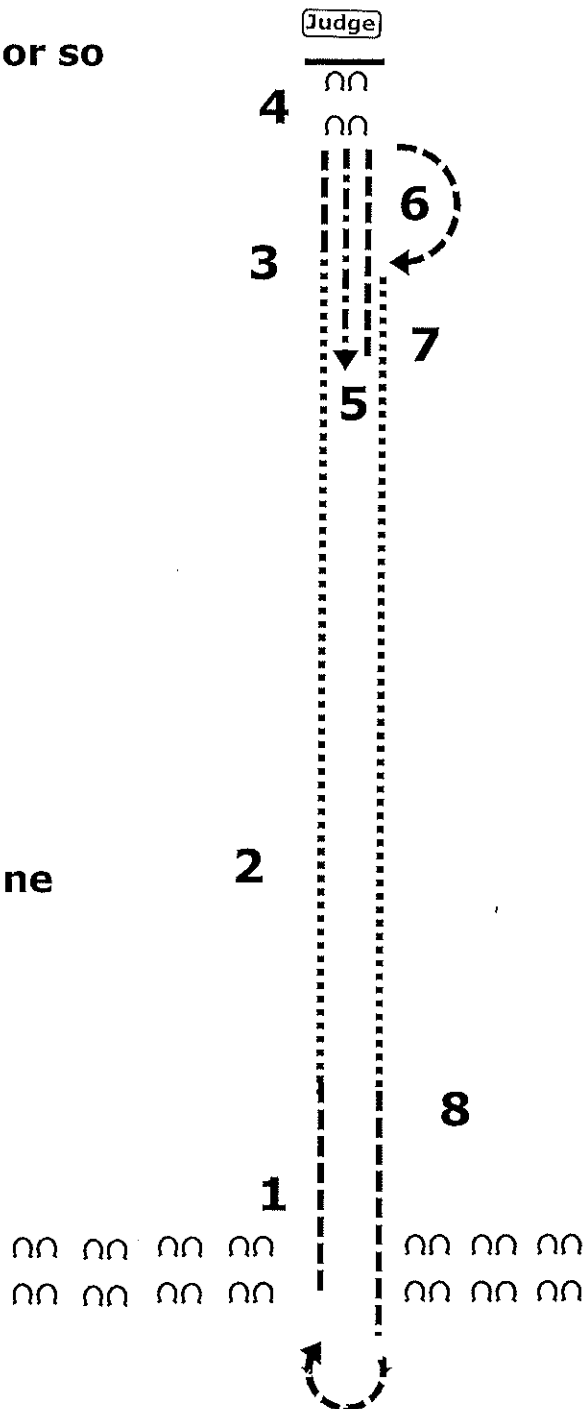


# NOVICE & JUNIOR SHOWMANSHIP

- 1) Walk out of line 6 steps or so
- 2) Trot towards Judge as diagrammed
- 3) Before getting to Judge break to walk
- 4) Halt and set up for inspection
- 5) After inspection, back 6 steps and close
- 6) Perform a 180 degree right haunch turn
- 7) Trot back towards line
- 8) Break to a walk before line  
Walk through the line, safely turn around and set up



# JUNIOR HUNT/SADDLE SEAT

1) Walk out of line a few steps

2) Transition to posting trot on right diagonal

3) At cone turn left toward center of arena

4) At center trot circle to the left on correct diagonal

5) Canter left lead circle to the left, change leads and canter right lead circle

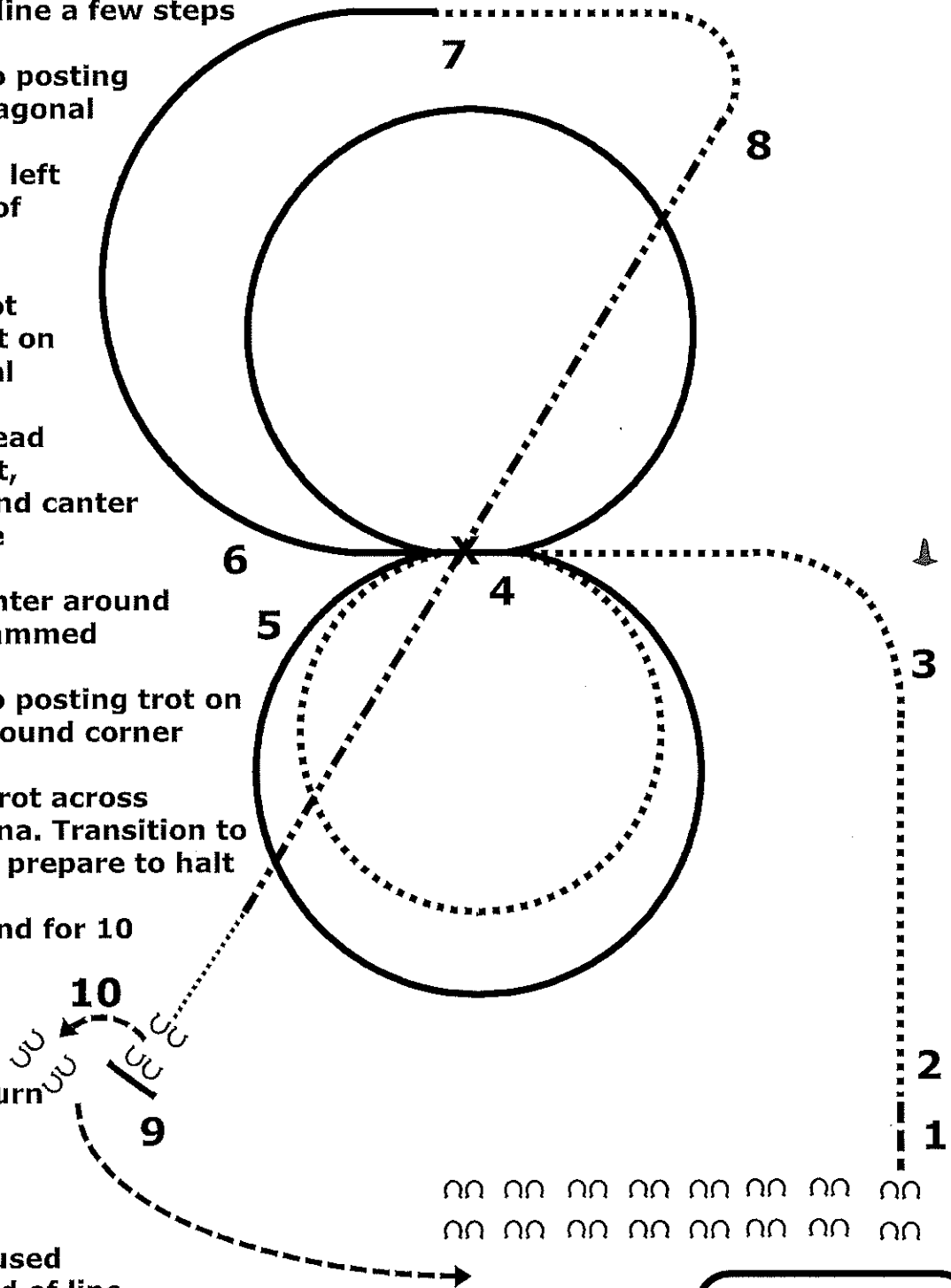
6) Continue canter around arena as diagrammed

7) Transition to posting trot on left diagonal around corner

8) Extend the trot across diagonal of arena. Transition to sitting trot and prepare to halt

9) Halt and stand for 10 seconds.

10) Perform a 90 degree left forehand turn



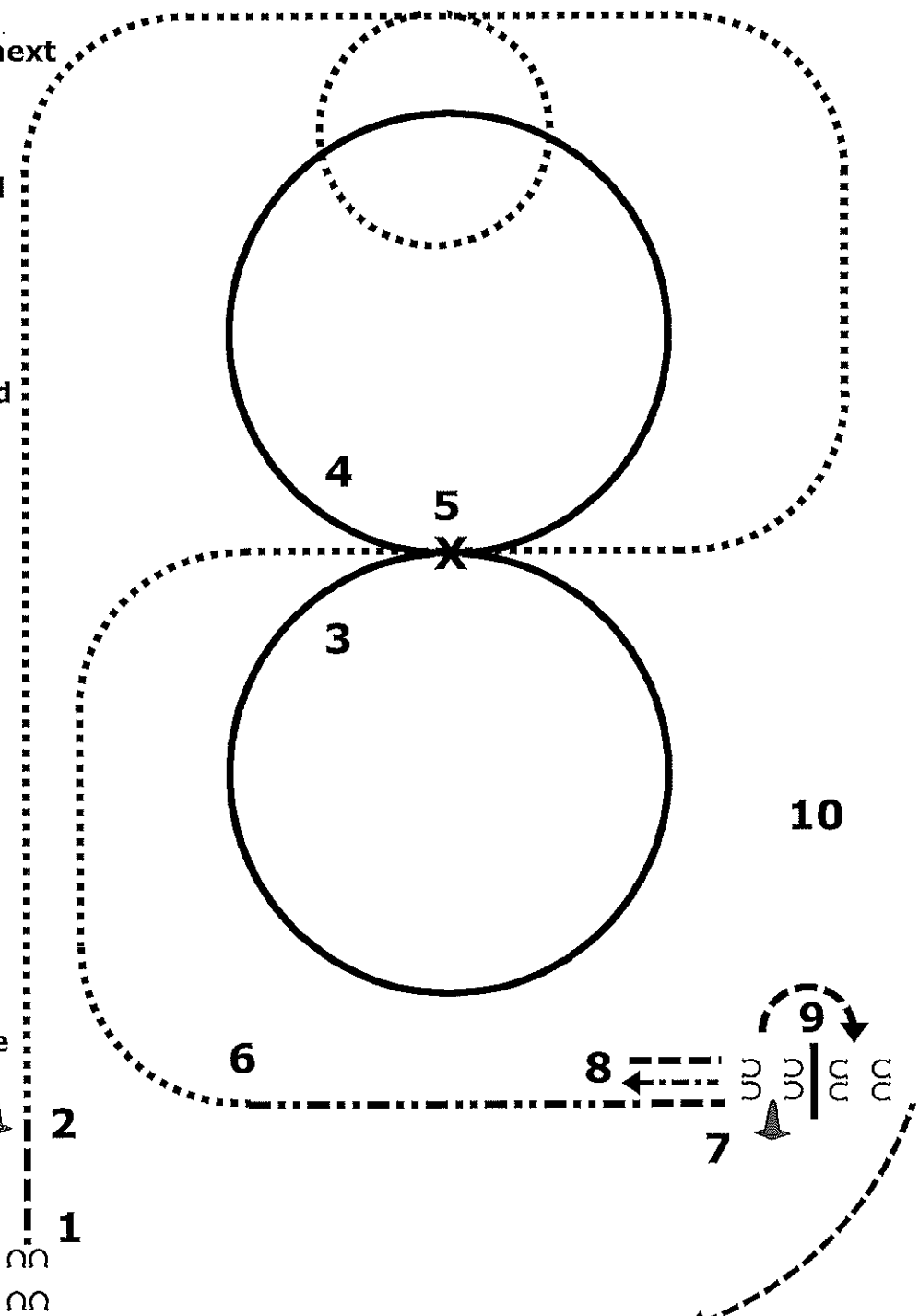
When excused  
walk to end of line

\*Line will move right

- - - - -	Walk
.....	Sitting Trot
- · - · -	Posting Trot
- - - - -	Extended Trot
—————	Canter

# JUNIOR WESTERN

- 1) From on deck position, walk to next cone
- 2) At cone, jog as diagrammed, small circle to the right, continue jog to center of arena
- 3) Lope circle to the left on correct lead
- 4) Change of riders choice, lope circle to right
- 5) Transition to jog and jog as diagrammed
- 6) Once straight, extend the jog
- 7) Transition to walk and halt at cone
- 8) Back one horse length and close
- 9) Perform 90 degree right haunch turn
- 10) When excused, walk back to end of line

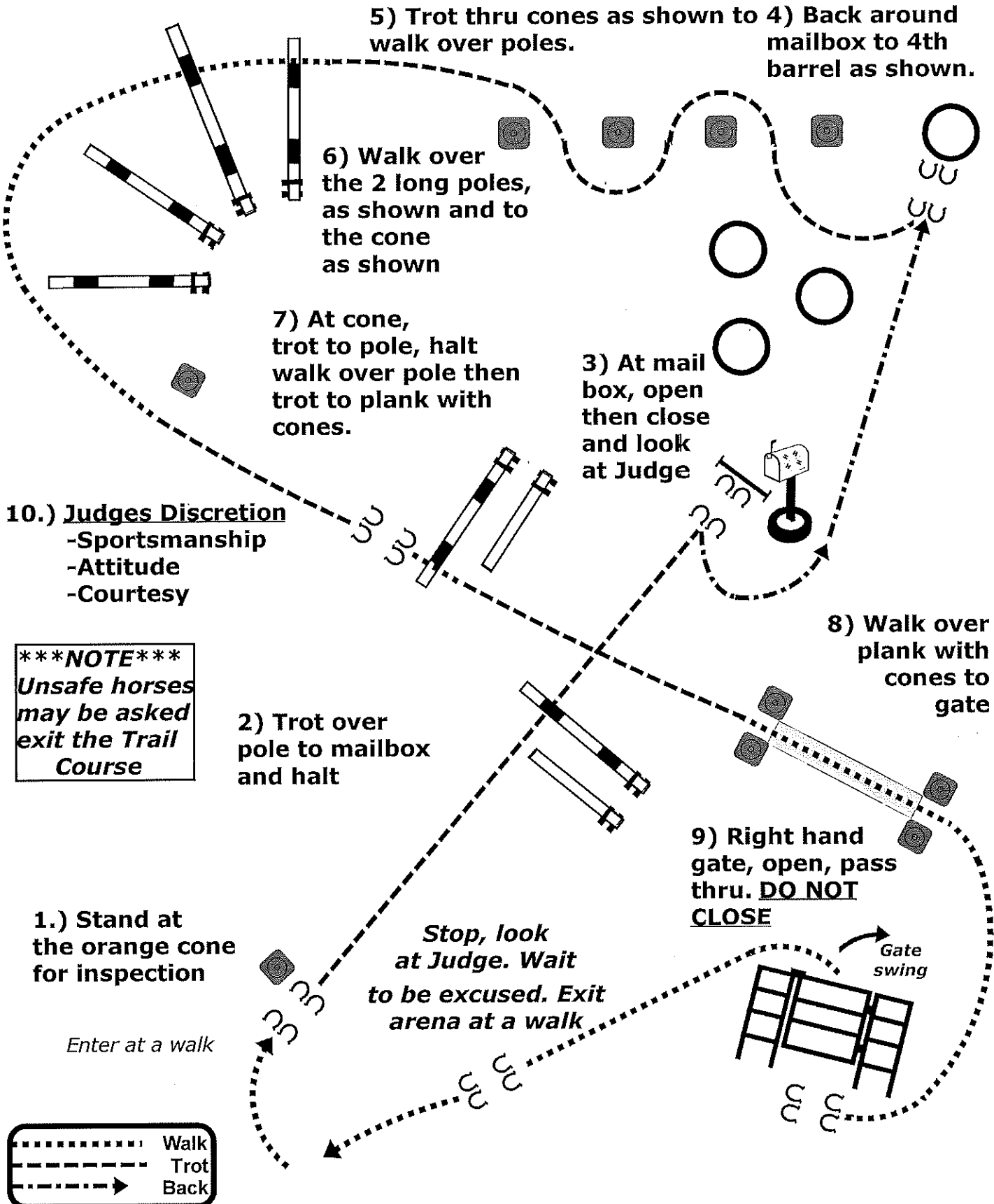


nn nn nn nn nn nn nn nn  
 nn nn nn nn nn nn nn nn

**\*Line will move left**

- - - - -	Walk
. . . . .	Jog
- · - · -	Extended Jog
— — — — —	Lope
- - - - - →	Back

# JUNIOR IN HAND TRAIL



5) Trot thru cones as shown to 4) Back around mailbox to 4th barrel as shown.

6) Walk over the 2 long poles, as shown and to the cone as shown

7) At cone, trot to pole, halt walk over pole then trot to plank with cones.

3) At mail box, open then close and look at Judge

8) Walk over plank with cones to gate

9) Right hand gate, open, pass thru. **DO NOT CLOSE**

2) Trot over pole to mailbox and halt

1.) Stand at the orange cone for inspection

*Stop, look at Judge. Wait to be excused. Exit arena at a walk*

10.) **Judges Discretion**  
 -Sportsmanship  
 -Attitude  
 -Courtesy

**\*\*\*NOTE\*\*\***  
*Unsafe horses may be asked exit the Trail Course*

*Enter at a walk*

..... Walk  
----- Trot  
-----> Back

# JUNIOR TRAIL

