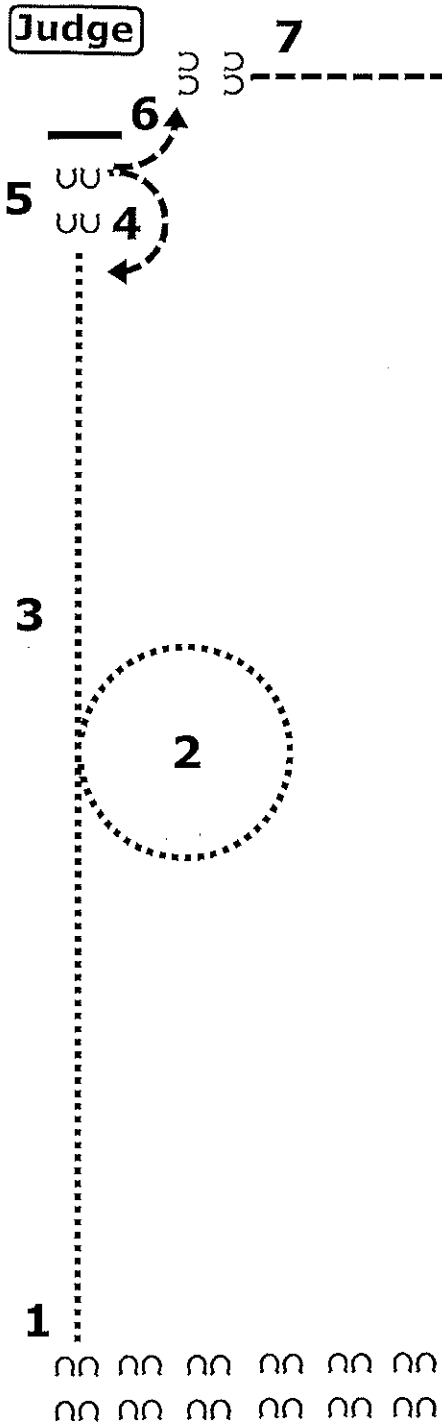


# SENIOR SHOWMANSHIP

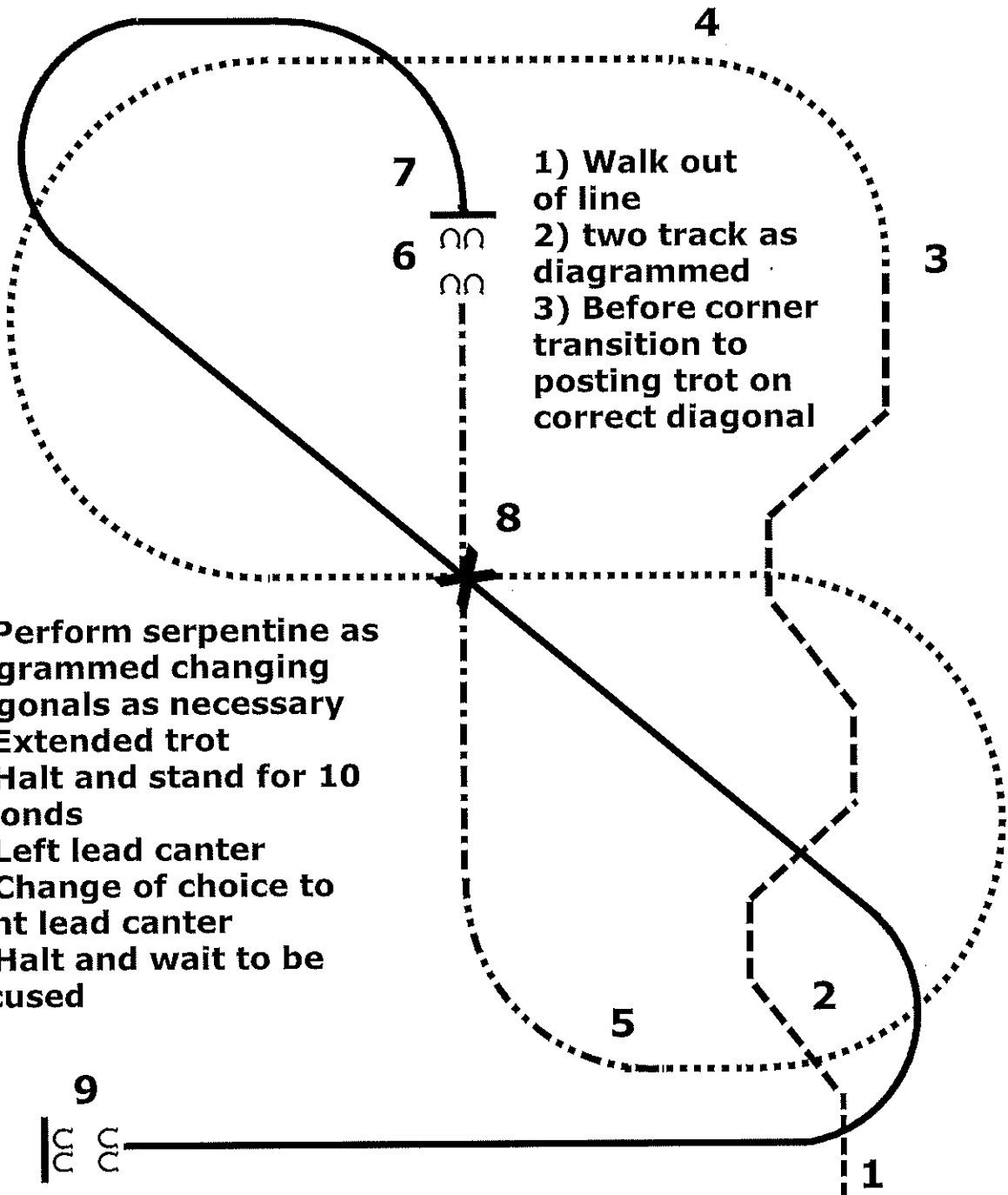


- 1) Trot out of line
- 2) Halfway to Judge, perform small circle to the right
- 3) Trot to Judge and halt
- 4) Perform 180 degree right haunch turn
- 5) Set up for inspection
- 6) Perform 90 degree left haunch turn
- 7) Walk on off side as diagrammed
- 8) Trot on off side towards end of the line
- 9) Break down to walk before entering line
- 10) Walk to end of line and set up in line

\*Line will move left



# SENIOR HUNT/SADDLE SEAT EQUITATION



1) Walk out of line  
 2) two track as diagrammed  
 3) Before corner transition to posting trot on correct diagonal

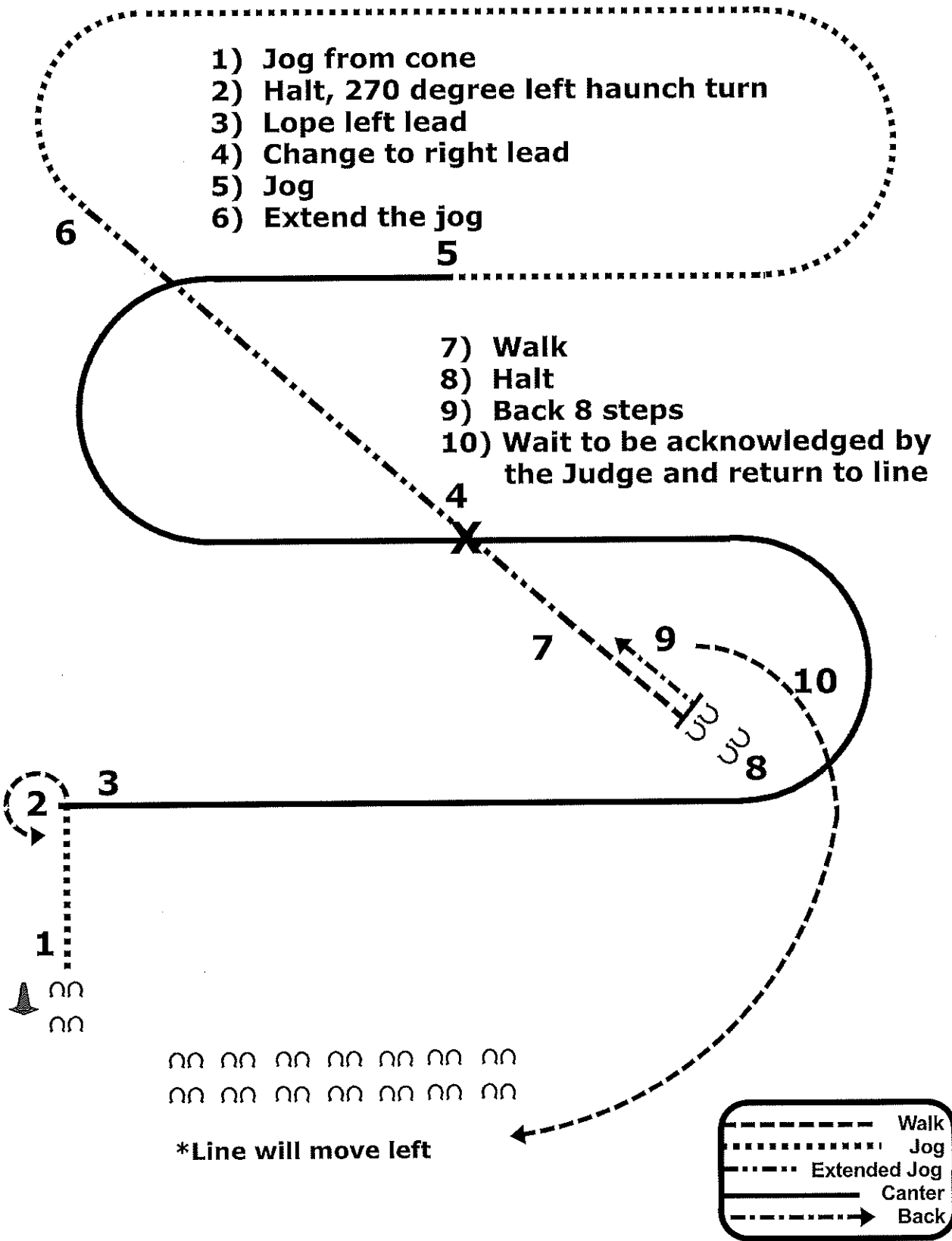
4) Perform serpentine as diagrammed changing diagonals as necessary  
 5) Extended trot  
 6) Halt and stand for 10 seconds  
 7) Left lead canter  
 8) Change of choice to right lead canter  
 9) Halt and wait to be excused

nn nn nn nn nn nn nn nn  
 nn nn nn nn nn nn nn nn

\*Line will move right

|             |               |
|-------------|---------------|
| - - - - -   | Walk          |
| . . . . .   | Trot          |
| - . - . - . | Extended Trot |
| —————       | Canter        |
| - - - - - → | Back          |

# SENIOR WESTERN EQUITATION



nn nn nn nn nn nn nn  
 nn nn nn nn nn nn nn

\*Line will move left

# SENIOR IN HAND TRAIL

5) Trot cones as shown, circling 2nd and 4th cone to walk over poles

4) Back around mailbox, thru barrels as shown, circling the last barrel to 4th barrel.

6) Walk over the 4 poles and to the cone as shown

3) At mailbox, open, remove mail sack, take mail out and show Judge. Put mail back in sack, return to mailbox and close.

7) At cone, trot/jog as shown, halt, walk over poles, trot to plank with cones

8) Walk over bridge with cones to gate

9) Left hand gate, open, pass thru and close.

2) Trot over 2 poles to mailbox,

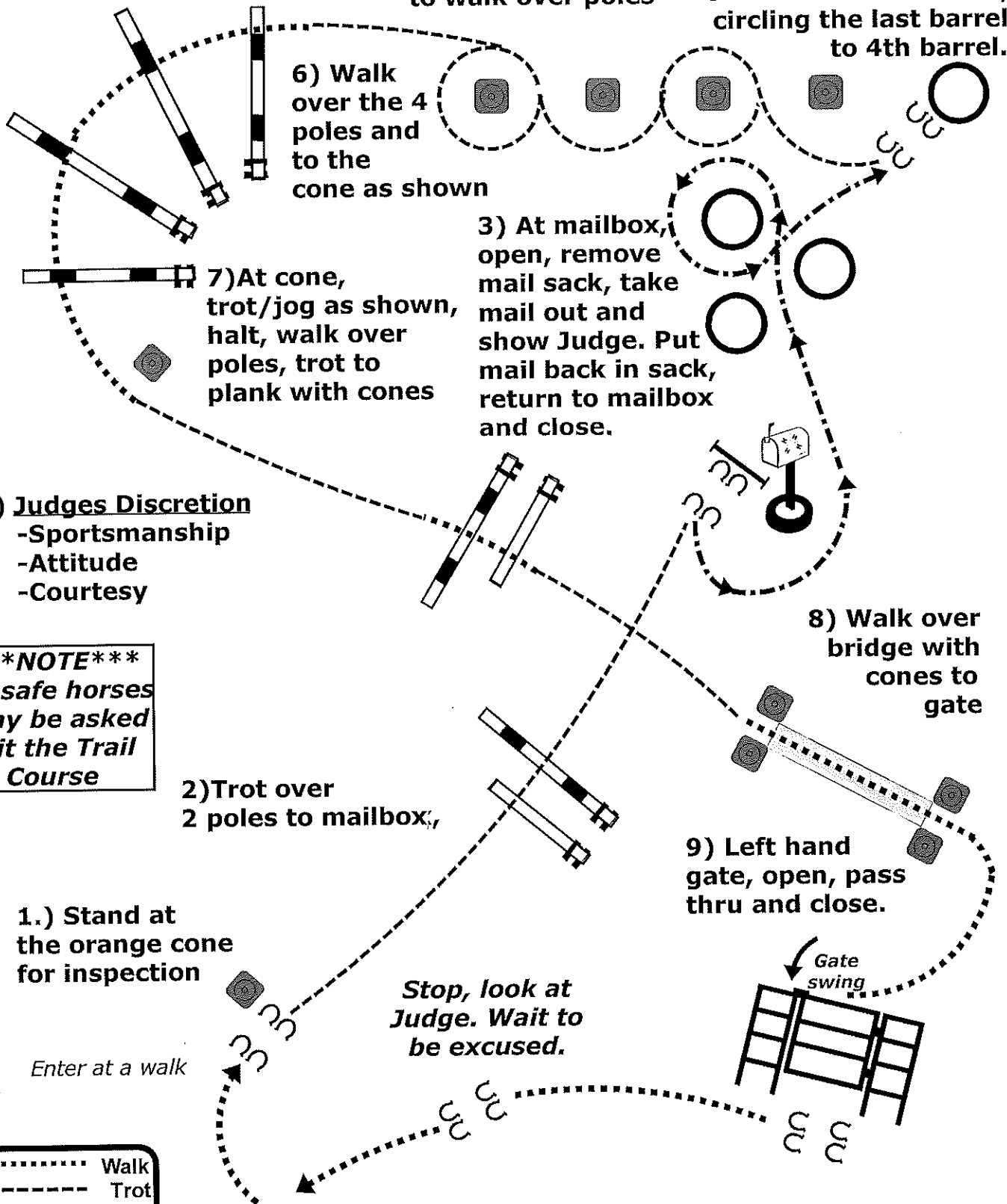
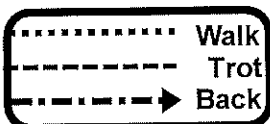
1.) Stand at the orange cone for inspection

Stop, look at Judge. Wait to be excused.

Enter at a walk

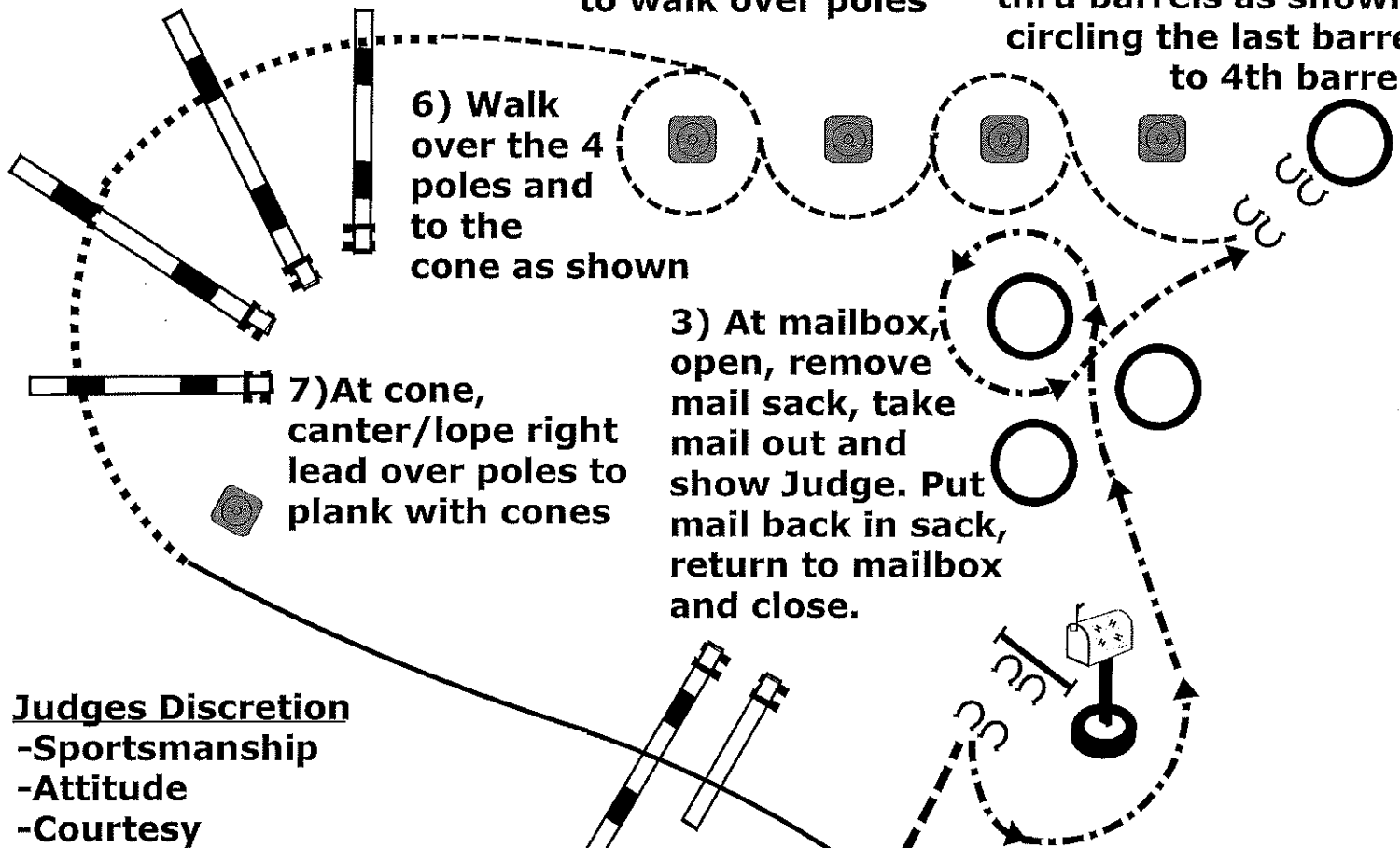
- 10.) Judges Discretion
- Sportsmanship
  - Attitude
  - Courtesy

**\*\*\*NOTE\*\*\***  
*Unsafe horses may be asked exit the Trail Course*



# SENIOR TRAIL

- 5) Trot cones as shown, circling 2nd and 4th cone to walk over poles
- 4) Back around mailbox thru barrels as shown circling the last barre to 4th barre



6) Walk over the 4 poles and to the cone as shown

3) At mailbox, open, remove mail sack, take mail out and show Judge. Put mail back in sack, return to mailbox and close.

7) At cone, canter/lope right lead over poles to plank with cones

8) Walk over bridge with cones to gate

9) Left hand gate, open, pass thru and close.

2) Posting trot over 2 poles to mailbox, riders choice of diagonal.

1.) Stand at the orange cone for inspection

Stop, look at Judge. Wait to be excused. Exit arena at a walk and

Enter mounted at a walk

## 10.) Judges Discretion

- Sportsmanship
- Attitude
- Courtesy

**\*\*\*NOTE\*\*\***  
*Unsafe horses may be asked exit the Trail Course*

