

Instructions for using the post-wildfire site assessment on a mobile device

1/21/26

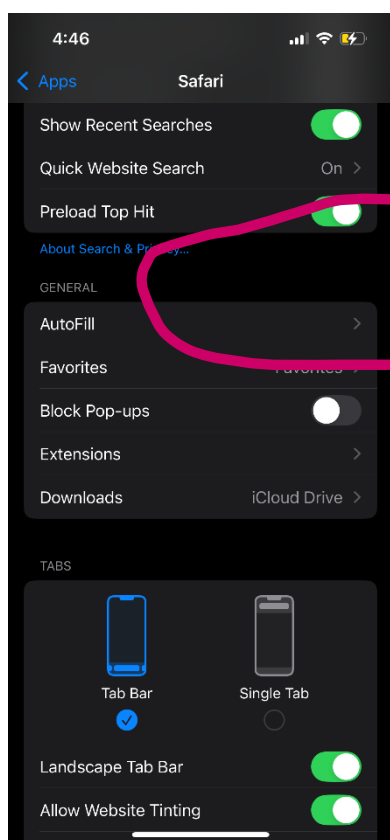
Mobile devices have security measures in place limiting the proper rendering of the HTML file. As a result, opening the site assessment form HTML file directly will not work in mobile devices because the buttons in the form won't function. Instead, please follow these steps:

If using an Android device:

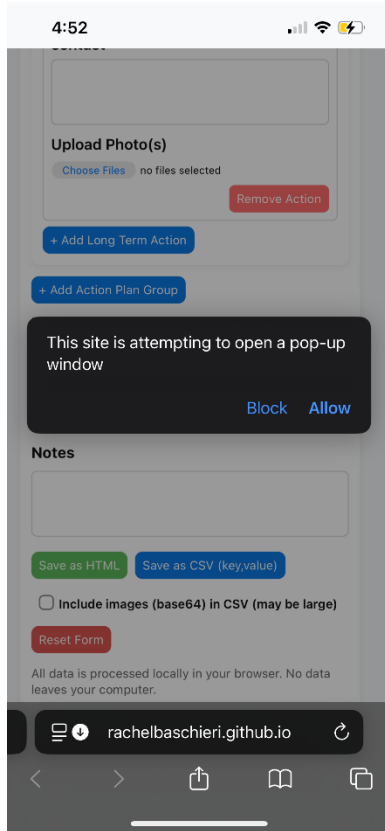
- Open the link <https://rachelbaschieri.github.io/Post-wildfire-site-assessment-form/> in your internet browser. Once the link is opened, you will be able to fill out the form and save it even if you lose access to the internet.

If using an iOS Device:

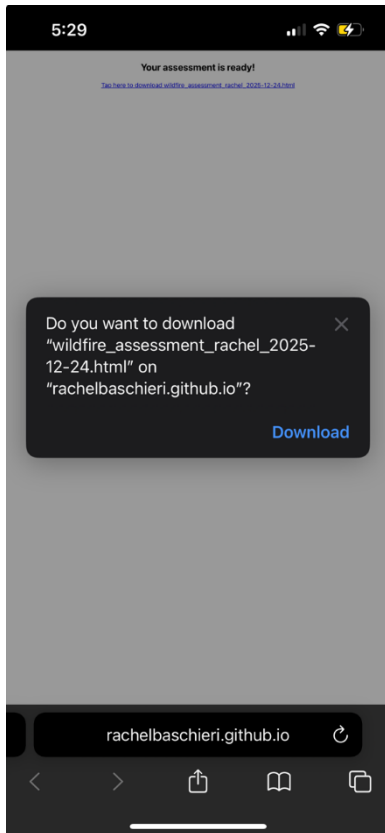
1. Open the link <https://rachelbaschieri.github.io/Post-wildfire-site-assessment-form/> in your device's internet browser.
2. For whichever browser you are using ensure you have pop-up blockers disabled. For example, if using Safari:



3. Fill in the form with your site information. If you lose internet access while you are filling in the form, it will cache your progress and can even cache new data you enter while offline.
4. Whether you have internet access or not, if you are finished filling in the form data, you can click either “Save as HTML” or “Save as CSV.” A pop-up will appear; click “Allow.”

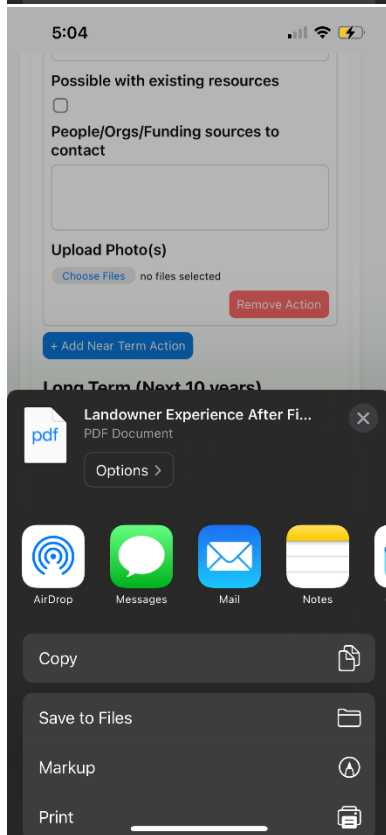
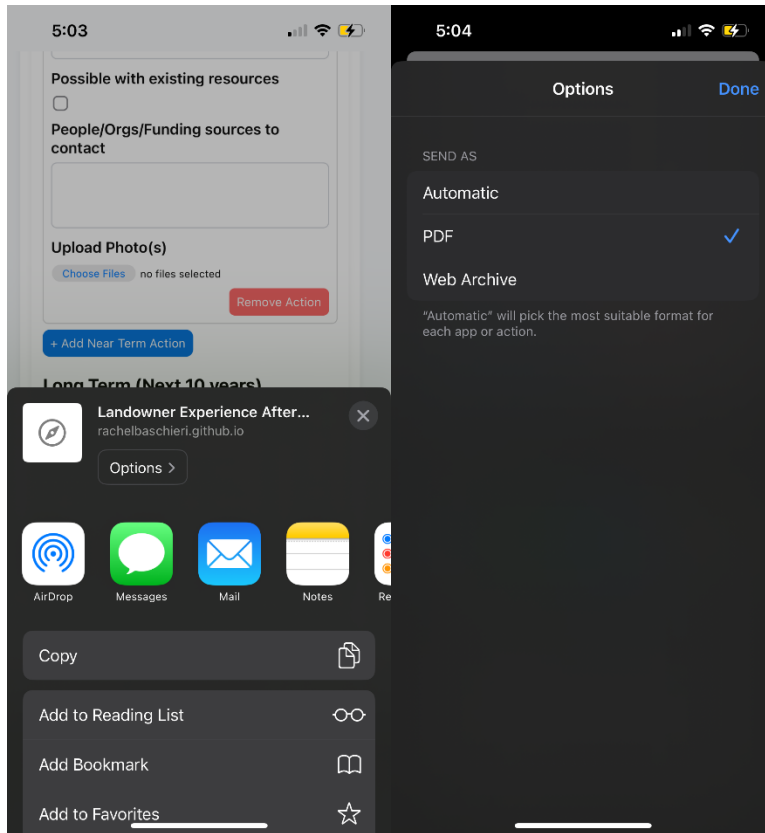


5. You will be redirected to a new window where you will click the link to download the file. After a few seconds another pop-up may appear, click “Download.”



6. Your filled-in site assessment will be saved in the Recents or Downloads folder of your device's Files app. If for some reason the link to download does not work:
 - Exit the new tab with the download link and go back to the tab with the site assessment. Select the box with upward arrow symbol at the bottom of the screen.
 - Click "Options" and select either "PDF" or "Web Archive," then "Done," then "Save to Files."





- This will bring you to your device's Files app, where you can save the file.

Note: Though it may look like you are able to make changes to the files in the Files app, any changes made to these files after downloading to the Files app WILL NOT BE SAVED.